# Corporations, Commodities, and Commitments that Count

## Tracking Corporate Commitments to Deforestation-free Supply Chains



**COLLABORATORS**

CDP DRIVING SUSTAINABLE ECONOMIES

WWF

IFC International Finance Corporation WORLD BANK GROUP

Ceres

FOREST TRENDS

SUPPLY CHANGE An Initiative of Forest Trends

**SUPPORTERS**

gef

UN environment

# !"#$%&"'()*'+),-%*.$,/%)

!"#$%#&'()&)*+,)',-'(,+#.")+')*'/)+#-'"0+#&1-2'3.)-4-"#5'
67+8#"$97.#':'!;$$94'<%7&=#',&,",7",>#-?'@&'711,",)&A'%#'
B+,&.,$79':'/);&1#+')*'C+##&$),&"'@&&)>7",)&-A'-#+>#-')&'
"#.%&,.79'D)+8,&='=+);$-',&.9;1,&='E#++72F7&1-.7$#'
!"7&17+1'7&1'"%#'<9,57"#'G)&1-'@&,",7",>#A'7&1',-'7&'
#1;.7")+'D,"%'G)-")&'<)99#=#'<#&"#+'*)+'<)+$)+7"#'
<,",H#&-%,$'7&1'@!I!'C+);$?'J#'D7-'$+#>,);-94'E,.#'
B+#-,1#&"'7"'<(B'K)+"%'L5#+,.7'M<7+N)&'(,-.9)-;+#'
B+)O#."PA'7&1'3.)&)5,-'"7"'<%,.7=)'<9,57"#'3Q.%7&=#?

-1)&)*+,)R*)+#-"S "+#&1-?)+=
R!"#$%#&()&)*+,)

!"#$%&'(#)%"
*+#'$+,-.,)/+#0-1%,'#)%"2

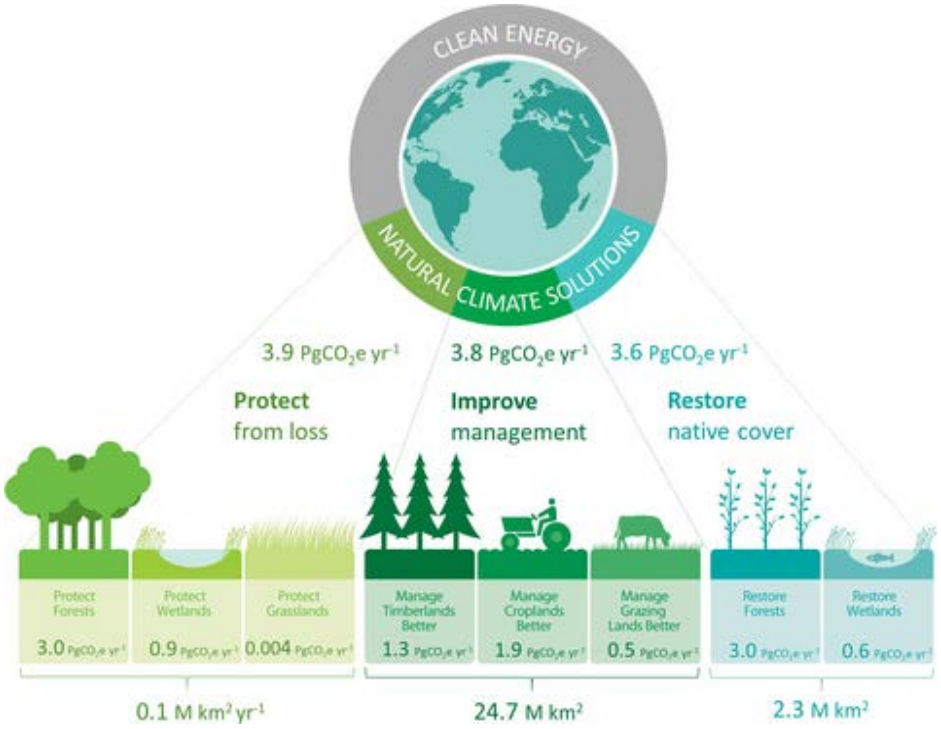

!"#$%&'()*&(+&&,(-"./(+0.#$01(0+,(&+&$23(4"1#.5"+4(."(4.0-5156&("#$(%1570.&8(90$%/(:::(:<=>;(?$"+4"A$54(%"7 A#3(B"70C(D577 E$"&2&$((F"4&G/(H@(
I0$25"+& F#4.5+(J,074((B#%3(J17"+,(K&-"$0/( ?"445" !#40+(L@(L""MNO0.."+((O&.&$(*@(H1154((L/$54.5+0(9@(E&++&,E$E"4&G/(M&$

=3+)(12/+*(3
>().()&+#$?2..9,$>"&*30$;$
>(%%(1*+, @A)*B#3$A#-()#0+&+*(3

!"#$%&'()*+,$(-$*%.&/+0$0+#%$-)(%$+"#$
.)(12/+*(3$(-$+"#$45*6$-(2)7$/(%%(1*+*#08$
.&9%:$0(,:$+*%5#)$;$.29.:$&31$/&++9#<

!"#$%&'()*+',-*(.$")/0(*,"*1(2"0(),%,"'&*'&*
,-('0*)/$$34*5-%'&)*#%4*2%5(*#%,(0'%3*2'&%&5'%3*
0')6)*)/5-*%)*)/$$34*1')0/$,"'&7*5"),*8"3%,'3',47*
%&1*0($/,%,"'&%3*1%#%9(:*

PALM

SOY

TIMBER & PULP

CATTLE

!"#$%&'(#$)*%'+)*',-../0'12+)3$
42"'5$'+#$

!"#$%&'(#$)*%!"#$#%&'()&*!+#&),$%!-$+!&%#./$012$)+/)/0#!%#3$".!%,+&%4#567#
3/#8&)9#+&#:&%"/);/#*&)/"+"#$%0#&+./)#/:&"<"+/="#+.)&2,.#+./#:)/$+!&%#
$%0#8!0/#$0&(+!&%#&*#$#>)&$0#)$%,/#&*#/%;!)&%=/%+$?#*!%$%:/4#=$)9/+'
$%0#&+./)#($<=/%+#$%0#!%:/%+!;/#=/:.$%!"="7#

6)'789:;'!"#$%&'(#$)*%'/+-)<2$*' !"##$%&'()*+, +&#)/"/$):.#$%0#+)$:9#+./#()&,)/""4#&)
?$:9#+./)/&*4#)/(&)+/0#><#:&=($%!/"#+.$+#=$9/#(2>?!:#:&==!+=/%+"#+&#$00)/""#
:&==&0!+< ')/?$+/0#0/*&)/"+$+!&%#8!+.#+./#,&$?"#&*#!%:)/$"!%,#+)$%"($)/%:<4#:&%;/
0$+$#+&#!%*&)=$+!&%4#$%0#/%$>?!%,#"+$9/.&0/)"#(@4#>2"!%/""/"4#,&;/)%=/%+"4#
%&%()&*!+"#$%0#:&%"2=/)"4#+&#=$9/#=&)/#!%*&)=/0#0/:!"!&%"7

# !"#$%&'(#$)*%'+)*',-../0'12+)3$ 42+&'4$'566$#

!"##$%&'()*+,&.#"*-7&%'7")%8%&"'69'
!"##$%&&#"$(#)$*+%,-."/$
0((1'2**+3 4&5%67#1."8$(9,5$
:;<=$&./*%63$*".-9+#'>
?2)+9&%,9.6'>$
@#('+#,,#"'>$
!#%,2"#A$B",9&+#'>$%6AC$
D.6E#6967'$F$G#)96%"'1

ARTICLE JUL 24, 2018

**Major Soy Traders Get Low Grades For Cerrado Sourcing**

ARTICLE JUL 26, 2018

**Accountability Framework Initiative Releases Draft Of Core Principles, Invites Feedback**

!"##$%&'()*+,
-"./,0&12&'1.#)*3,4&536(& !"#
536(1"6&'1..36.,*64&)0,&7*80,)43*+9&

:0,4,*6&
;<=9><?@A
@BCD
;<;
=<>
@=@

!"##$%&'()*+,&!"#$%&'"()& #*"+#!,&#-#.*#/*+& 01& .%#22"+2#1+!!#1#&1(&1"#34
3()5#6.+%7&18+."&3()).1)+61%&1(&#!!"+%%&3())(!.1,9".-+6&!+'("+%1#1.(67&
#6!&5"(2"+%%&1($#"!%&3()).1)+61%7&(-+"&1.)+:&

!"##$%&'()*+,
-.,,  /01/233,44&5*61.7)081*&91.0)$

## Change is good. So is information.

Businesses, investors, and governments are committing to reverse their role in degrading the world's critical ecosystems. But until recently, market information that best supports these efforts has been scarce. Supply-Change.org exists to fill this data gap by providing a platform for news, data, and analysis that catalogs and contextualizes global progress toward environmental targets.

LEARN MORE AT
SUPPLY-CHANGE.ORG

FOREST TRENDS

SUPPLY CHANGE
An Initiative of Forest Trends

# Timber & Pulp

An estimated 53% of timber and 37-60% of pulp exports from tropical countries have displaced forests (over 80 million tons). Tropical timber & pulp wood is used in construction, furniture-making, packaging, paper products, and even clothing. Commitments to timber & pulp can vary significantly, with some broadly covering all tree products while others might specifically address timber, paper, and/or packaging.

| Certified Area (Hectares)* | | Export Value of Commodities from Deforestation (USD)* | | Entities Profiled | |
|---|---|---|---|---|---|
| 437,581,000 | | $29.73 billion | | 259 | |
| 47 | Wood | 76 | Packaging | 97 | Fiber |
| 18 | Pulp | 43 | Wood Products | 47 | Paper |
| 10 | Sawn Timber | 10 | Paper | 13 | Timberlands |
| 07 | Biomass | 08 | Pulp | 08 | Timberlands |
| 04 | Biomass | 04 | Fiber | 06 | Packaging |
| 01 | Cardboard | 01 | Charcoal | 02 | Wood |
| 01 | Sawn Timber | 01 | Cardboard Packaging | 01 | Areas |
| | | | | 01 | Unsp |

## COUNT OF COMMITMENT GOALS AND PROCUREMENT POLICIES CITED

# !"##$%&'()*+,

-.)/#$,&!"##$%&'()*+,&01234$,

!"#$%&'#$&($
!"##$%&'()*+,  )*$
+&$,-+-'&./$
&%.-0)1#/$-02$
,&34-%#$+")*$
2-+-$)0$-$
3#-0)0.(5'$6-7$
+&$*544&%+$
*+-8#"&'2#%*9$
2#,)*)&0:3-8)0.$
-02/$5'+)3-+#'7/$
+&$2%);#$
+%-0*(&%3-+)&0-
,"-0.#<

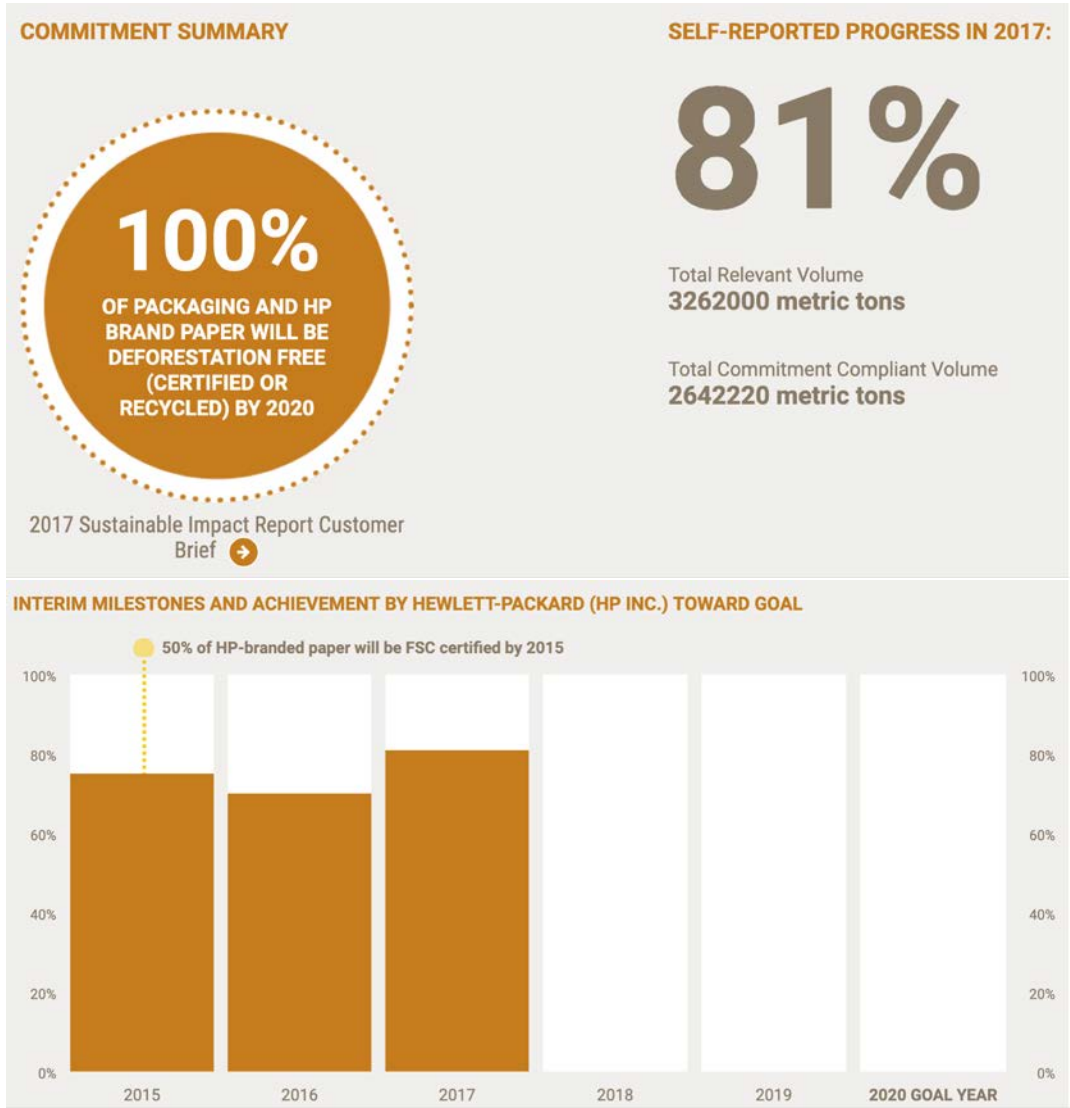

# !"##$%&'()*+,
# -.)/01*+&'23#)*1,4&5/.244&5$$&
# !,/62.4

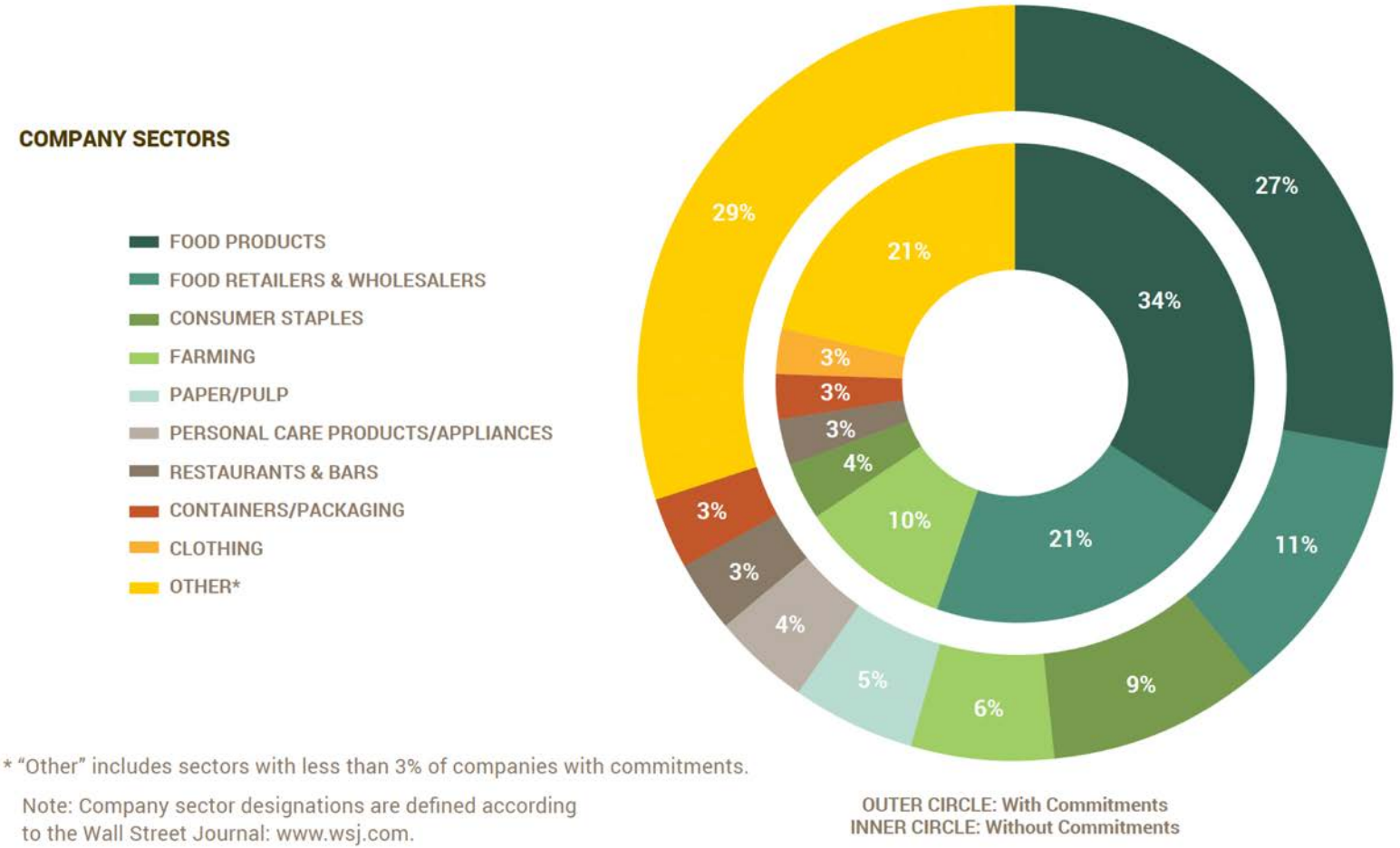

!"##$%&'()*+,
-.)/01*+&2"3$1/$%&-.)4,4&5&2.16)7,$%&
8,$4&'9:#)*1,;&

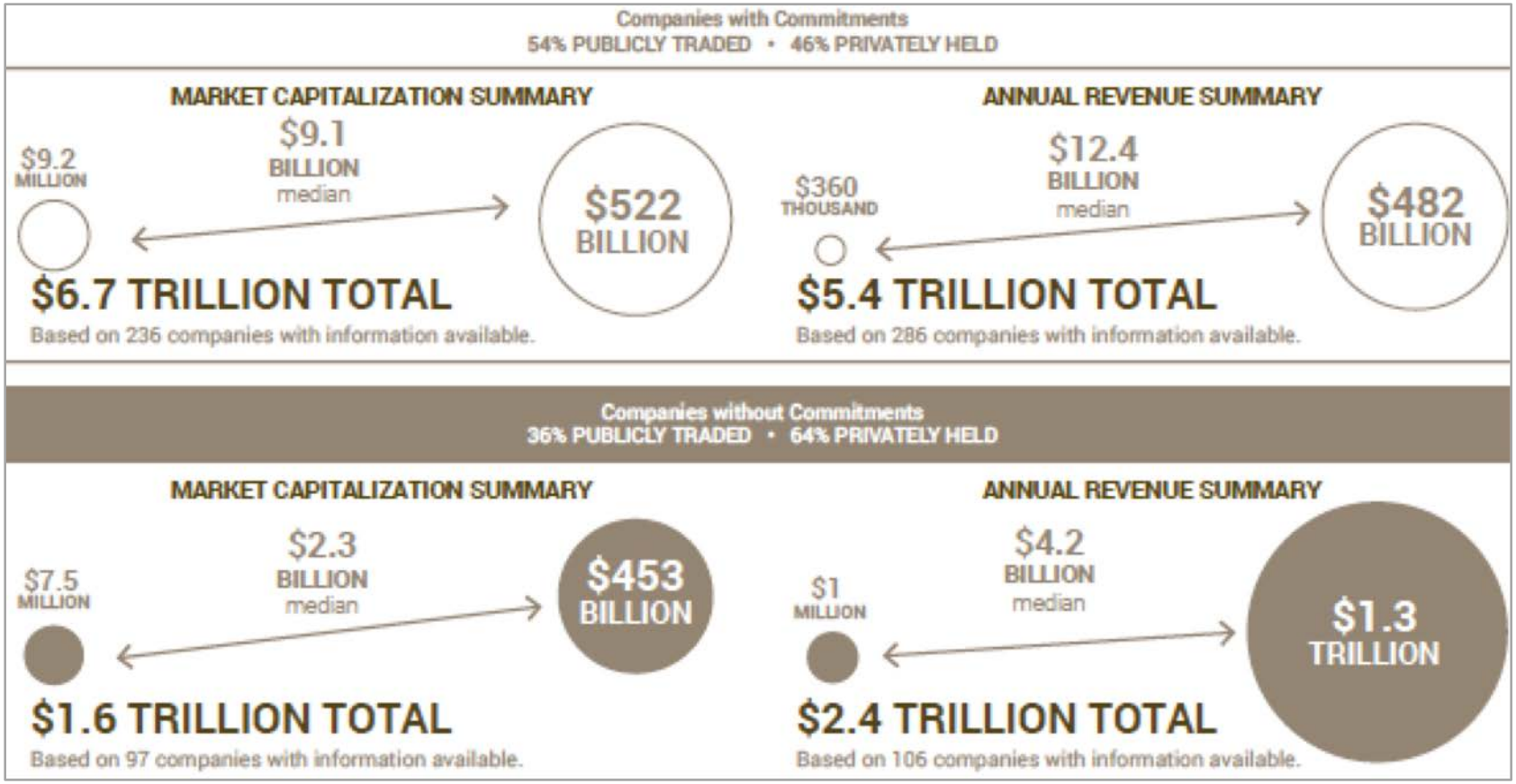

!"##$%&'()*+,
-.)/01*+&'23#)*1,4&516(&
7,)89").6,.4&:2/)612*4&;*&<$$&
'2*61*,*64

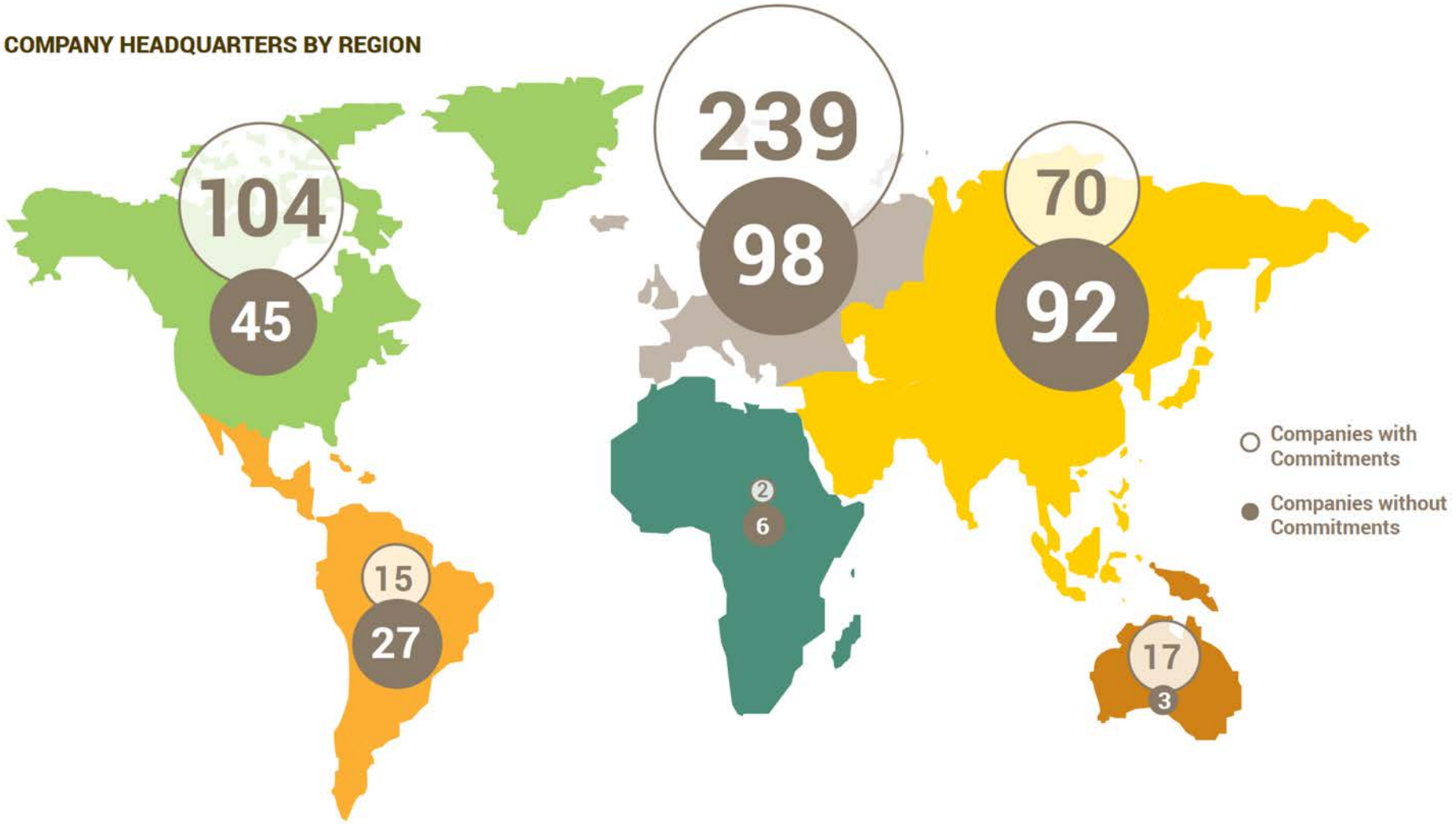

!"##$%&'()*+,
'-../00,1&'-.#)*/,2&3%&'-..-1/0%4&
5)$.&6&5"$#&7&8/.3,9&:);,&<-20&3"0&
')00$,&6&!-%&:);,&=9,)0,20&>,?&@.#)A(

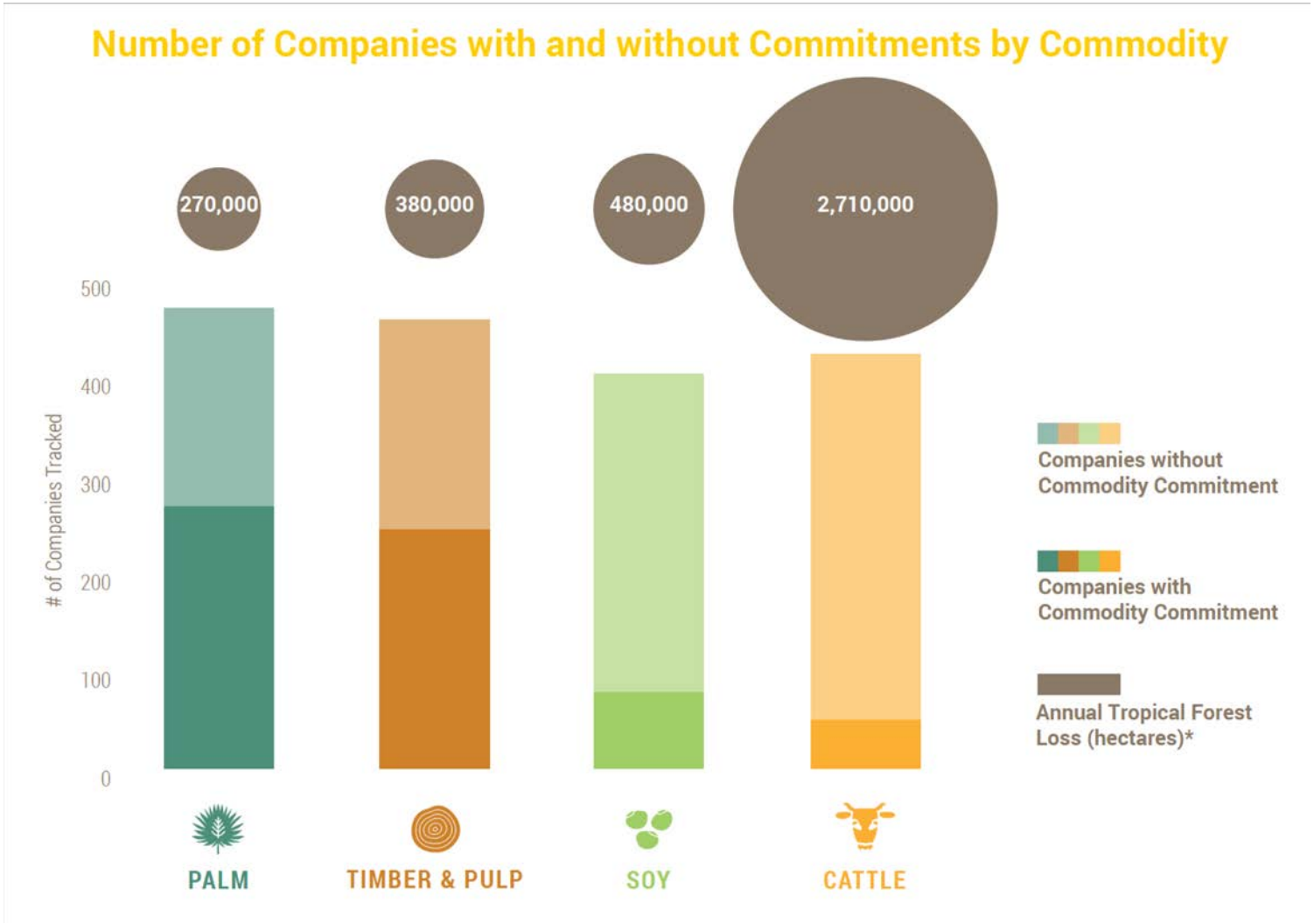

!"##$%&'()*+,
'-../00,1&'-.#)*/,2&3%&'-..-1/0%4&
5)$.&6&5"$#&7&8/.3,9&:);,&<-20&3"0&
')00$,&6&!-%&:);,&=9,)0,20&>,?&@.#)A(

## 3. Is the number of commitments still growing?

**After several years of rapid growth, the number of corporate commitments reached 785 in 2017, but growth has slowed in recent years.** New companies are still joining the movement, but growth in the number of commitments has shrunk from 132 percent between 2013 and 2015 to 22 percent between 2015 and 2017, according to Supply Change data.[17] Both Supply Change and CDP data confirm there were hardly any new commitments in the soy and cattle sectors in 2017 and only a small number of new commitments in the palm sector (see Figure 1).[18] Growth remains highest for the paper and pulp sector.

**Figure 1. Uptake of Forest-Related Commitments in Different Commodity Supply Chains**

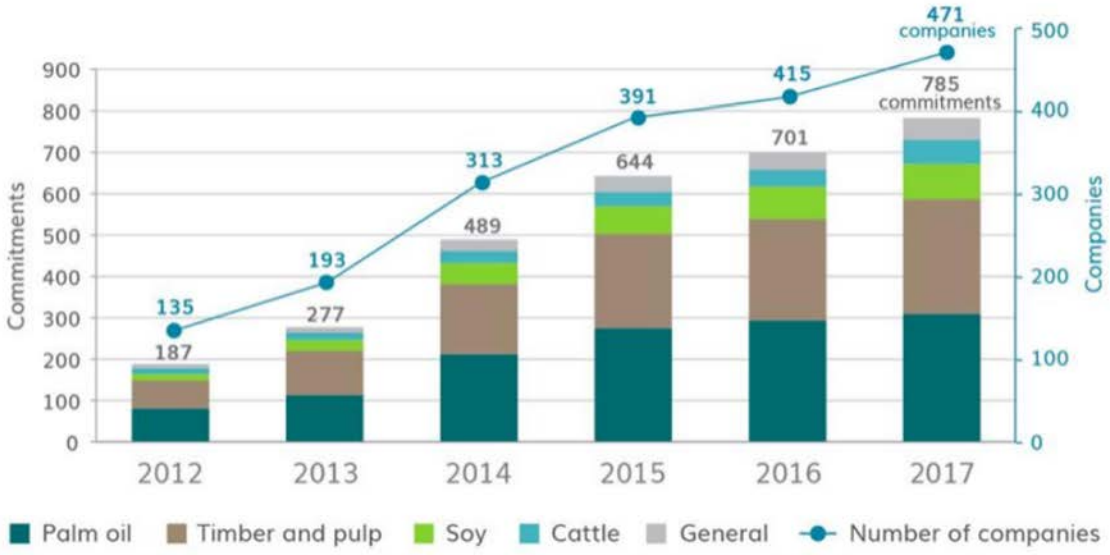


*Source:* Compiled by Climate Focus based on 2017 data presented on Supply-Change.org.

!"#$%&#"'$()*+$*,+--./-'$/*0/#/1%
2"+3'"%%*4'&+"/.$3*.%*5-&"+6.$37*81/*
4'-#.$%*5$%199.(.'$/*/+*
,+-&"':'$%.6';)*5$9+"-*0/#<':+;='"%

!"#$"%&&'"%(#")*+$'*&',+'*-(#"),+)'
-%)"*.')#'$,/$%')0%'*-(1%-%+),)*#+'
&),)/&'#2'.#--*)-%+)&3',+4'
.#-(,+*%&'&0#/14'5%'.#--%+4%4'
2#"'.#--/+*.,)*+$'("#$"%&&',)',+6'
&),$%  ,.0*%8%-%+)3'*+)%"*-'
-*1%&)#+%&3',+4'%8%+'90%+'$#,1
-*&&%4',+4:#""'%&),51*&0%4<

=0%'$"%,)%&)'$"#9)0'*+'("#$"%&&'
"%(#")*+$'9,&'2#/+4'*+'.#--*)-%+)&'
"%1,)%4')#'(,1-',+4')*-5%"'>'(/1(3'
90*.0'$"%9'56'?@A',+4'BCA3'
"%&(%.)*8%16<