

Note that three activities are included in Cereal Box Search. Grade levels are given as a guide but a participant can choose any or all of the activities.

Supplies

- “Guide for Families” handout
- Clear plastic standup display (optional)
- “Your Favorite Cereal Box” worksheet
- “Cereal Box Creative Story” worksheet
- “Cereal Box Search” worksheet
- Writing and drawing utensils such as crayons, markers, pencils
- 6–8 empty cereal boxes
- Display table


Activity Preparation

- ▶ Purchase or locate items on supply list.
- ▶ Print one copy of the “Guide for Families” handout. Laminate or place in a clear plastic standup display to allow participants to see it more readily.
- ▶ Print enough copies of the worksheets “Your Favorite Cereal Box,” “Cereal Box Creative Story” and “Cereal Box Search” for the number of participants attending.
- ▶ Set up three separate stations for each worksheet-related activity.





HEADS IN, HEARTS IN



Cereal Box Search Guide for Families

Learning Objectives

What you need to know:

Young people learn to read in a variety of ways. Traditionally, children learn to read through books. However, they also learn to read through magazines, billboards, recipes and everyday items such as cereal boxes.

Text (words and letters) that is displayed on these everyday items is known as **environmental print**.

What you will do and learn:

In this activity, you will use the cereal boxes to draw the front of the cereal box, creatively write about imaginary adventures involving the cereal box or participate in a search.

Instructions

You may complete as many Cereal Box Search activities as you like. The grade levels given are a recommendation.

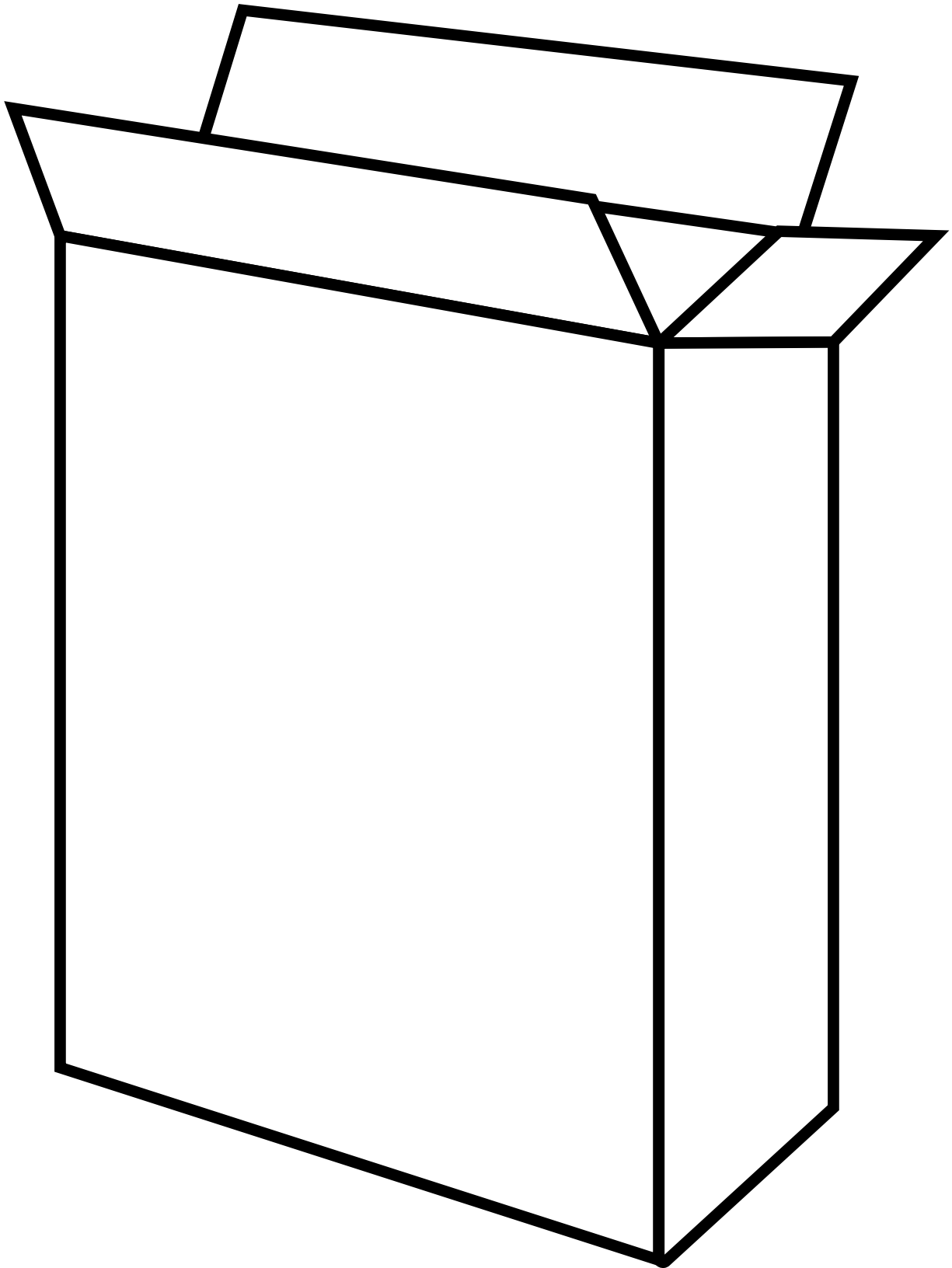
Grades K-1: Take a “Your Favorite Cereal Box” worksheet. Using the crayons provided, draw the front of your favorite cereal box or one that’s on display. Make sure you write some of the words.

Grades 2-3: Take a “Cereal Box Creative Story” worksheet. Using the pencils provided, write a story about one of the cereal boxes. What did it do? Where did it go? Be creative!

Grades 4-5: Choose a cereal box. Take a “Cereal Box Search” worksheet. Using the pencils provided, see if you can answer all the questions.




Cereal Box Search

Your Favorite Cereal Box Worksheet



Cereal Box Search

Cereal Box Creative Story Worksheet

Cereal Box Search

Cereal Box Search Worksheet

What is the name of the cereal?

How many calories are in each serving?

What is the size of the box?

List three colors that you see on the cereal box.


- 1.
- 2.
- 3.

What company makes this cereal?

Draw the picture on the box.

What are the first four ingredients in the cereal?

- 1.
- 2.
- 3.
- 4.



Can you find this symbol? Write the words you see.

Find three words that start with the same letter. List them below.

- 1.
- 2.
- 3.