





4-H Young Clover
Horse Science
Workbook "A"
Age 5




Color the horse like one you have
or would like to have.

Put in the markings.




Ponies are small.

Draw a line to the
pony.




Light horses are bigger
than ponies.

Draw a line to the light
horse.




Draft horses are the
largest.

Draw a line to the
draft horse.



See how big the draft horses are.

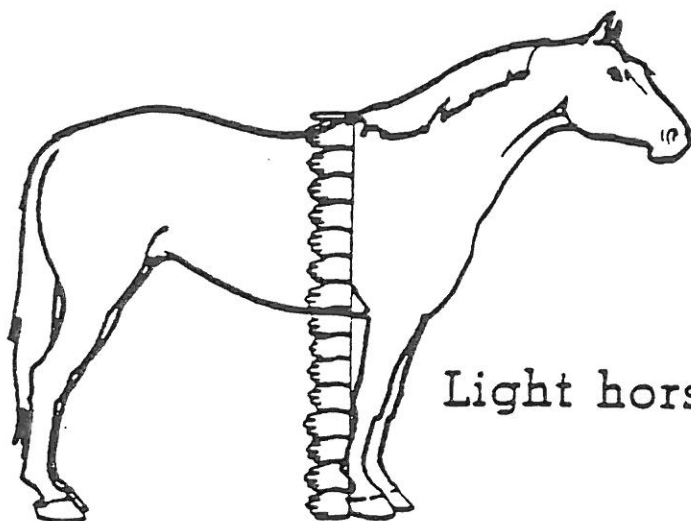
Color the man and the horse.



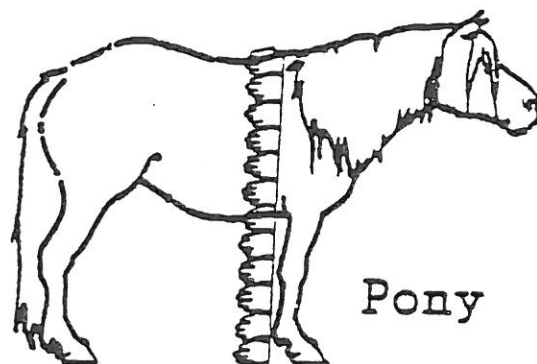
BASICS

A "hand" is four inches.

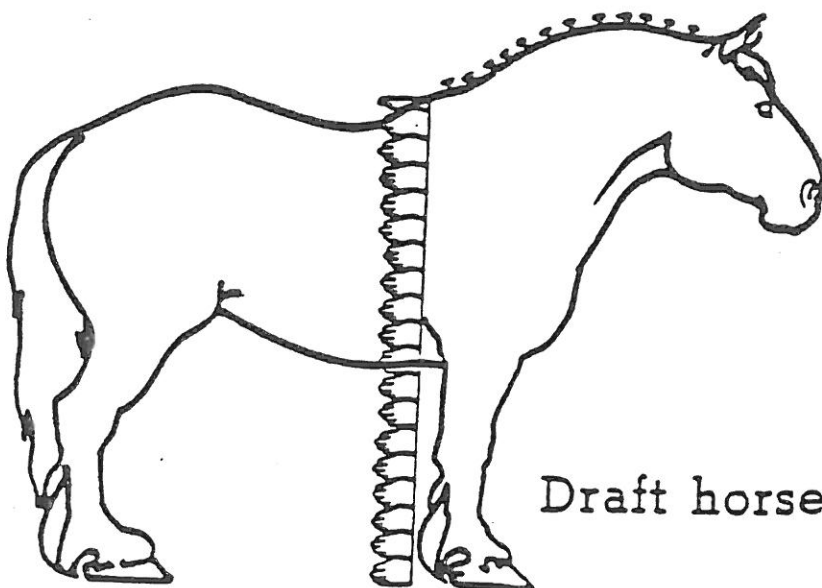
Count the number of hands on each horse.



Light horse







Pony



Draft horse


Circle the jobs you have seen horses doing.



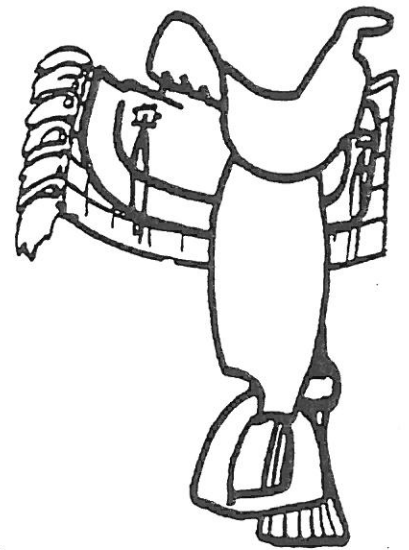



Tack is the equipment used on a horse.

Color and cut out the tack on the next page.

Put the tack you want to use on the horse below.



TACK & EQUIPMENT




FEEDING

Circle the foods a horse would eat.

Put an X on the foods you eat.



FEEDING



FEEDING TIME

A veterinarian is a doctor who
takes care of horses.
Color the veterinarian.



Have you ever met a veterinarian?