


New York State's Fiscal Stress Monitoring System An Update

Tracey Hitchen Boyd, Assistant Comptroller
Division of Local Government and School Accountability
October 22, 2018



Fiscal Stress Monitoring System (FSMS) Basics

Measurement

- Fiscal stress based on budgetary solvency

Outside of the Scope

- Management
- Late-breaking local developments
- The local political climate
- Overall fiscal "health"



FSMS Basics

How We Measure

Process

- Objective
- Utilize a set of standard calculations
- Using local financial data filed with OSC

Two Dimensions

- Financial Indicators
- Environmental Indicators



System Scoring

How We Measure

- 100 points
- Results
 - Significant
 - Moderate
 - Susceptible
 - No Designation



Financial Indicators

How We Measure

Category	# Indicator Calculations	Point Value
Year-End Fund Balance	2	50
Operating Deficits	1	10
Cash Position	2	20
Use of Short-Term Cash-Flow Debt	2	10
Fixed Costs	2	10
Total	9	100



NYS COMPTROLLER
THOMAS P. DiNAPOLI

5

Environmental Indicators

- More consistent and reliable data sources
- Easier to use and understand
- Change in Population
- Percent of Households with Public Assistance
- Percent of Population Under 18 and Over 65
- Percent Change in Home Value
- Median Household Income
- Unemployment Rate
- Reliance on State and Federal Aid

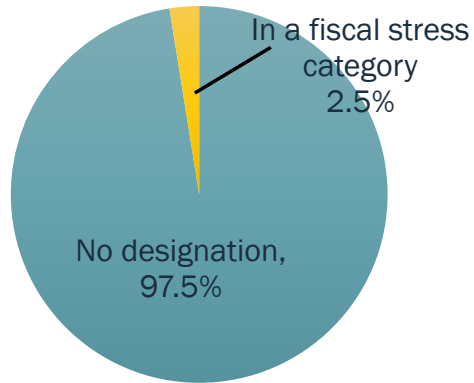


NYS COMPTROLLER
THOMAS P. DiNAPOLI

6

Recent Fiscal Stress Results

- Most local governments were not in a fiscal stress designation for FYE 2017.

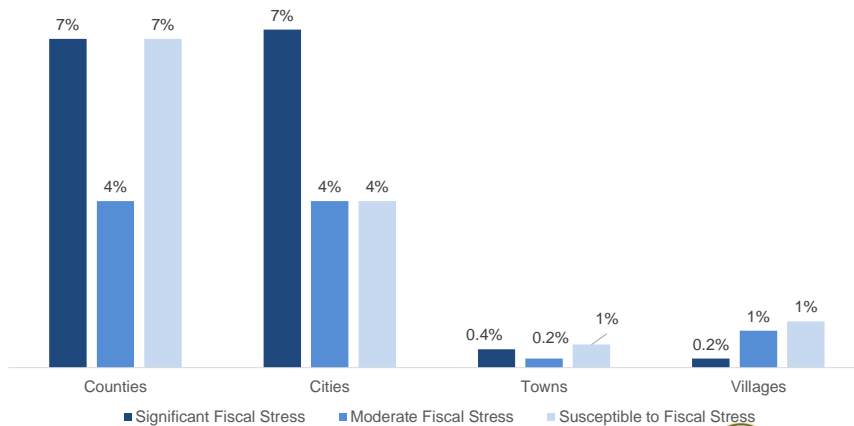



 NYS COMPTROLLER
THOMAS P. DiNAPOLI

7

Scores by Class

Percent of Municipalities in Fiscal Stress, by Class, 2017

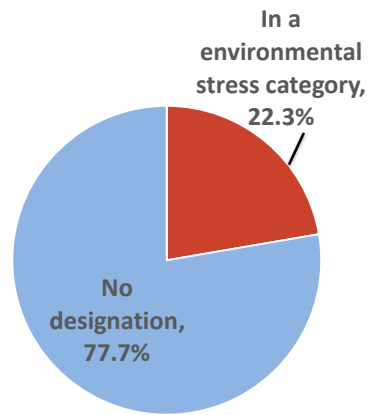



 NYS COMPTROLLER
THOMAS P. DiNAPOLI

8

Recent Environmental Stress Results

- A majority of local governments are not in an environmental stress category for FYE 2017

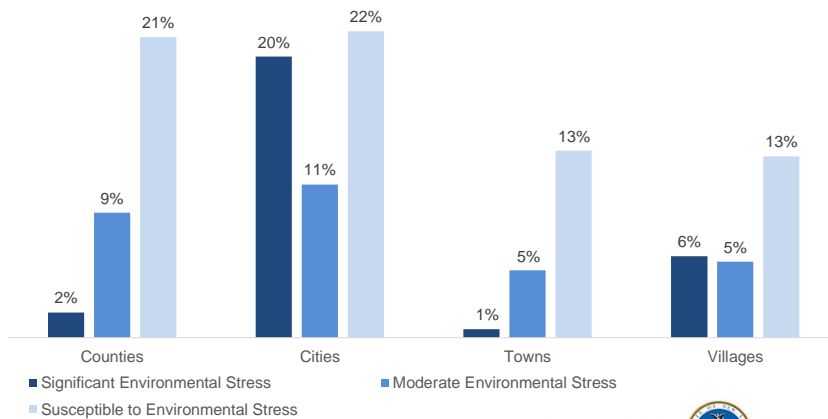



 NYS COMPTROLLER
THOMAS P. DiNAPOLI

9

Scores by Class

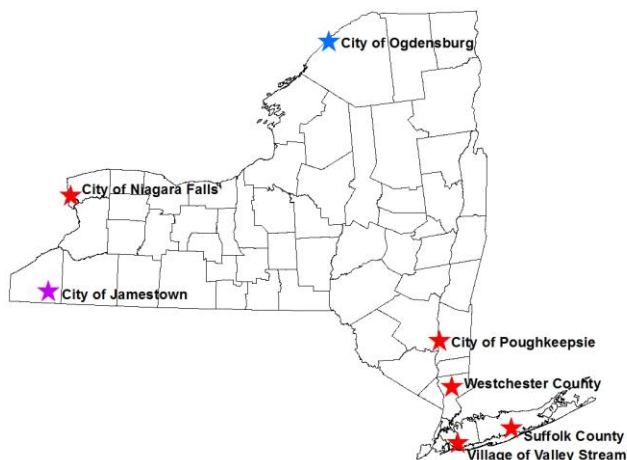
Percent of Municipalities in Environmental Stress, by Class 2017




 NYS COMPTROLLER
THOMAS P. DiNAPOLI

10

Fiscal Stress News in 2018



NYS COMPTROLLER
THOMAS P. DiNAPOLI

11

Non-Filers and Inconclusive Data

- Municipalities are legally required to report financial data within 120 days of fiscal year end.
- We include late filers up to 8 months after fiscal year end in FSMS.
- 124 municipalities did not file in time to receive a score
- One entity was found to be inconclusive
- 33 local governments have not filed in time to receive a score for all five years.



NYS COMPTROLLER
THOMAS P. DiNAPOLI

12

Future Challenges

- Reporting System Modernization
- Data
- Debt



Resources

 A screenshot of the "Fiscal Stress Monitoring System" website. The header includes the NYS Comptroller's name and a navigation menu. The main content area features a search bar, a description of the system, a "Search Now" button, and a grid of four categories: Lists, Tools, Publications, and Help.

NYS Comptroller
THOMAS P. DiNAPOLI

Home | Our Office... | Newsroom | Resources For... | Find Info About... | Search

Home > Local Government > Fiscal Stress Monitoring System

Fiscal Stress Monitoring System

State Comptroller Thomas P. DiNapoli created an early warning system for communities and school districts with fiscal problems. Alerting everyone to potential problems gives local officials and taxpayers the opportunity to be more proactive. Read the [System Basics](#) document to learn more.

Search for a local government or school district.

Search Now

Lists Local Governments School Districts Search Tool	Tools Self-Assessment Tool Capital Planning Tutorial Multiyear Planning Tutorial	Publications System Manual Research Reports Financial Condition Audits Archived System Publications	Help System Enhancements Indicator Reference Guides Training and Webinars Archived System Data
--	--	--	---

<http://www.osc.state.ny.us/localgov/fiscalmonitoring/index.htm>

