



**Michigan 4-H Animal Market Project
Record Book
2021 U.P. State Fair Version
Intermediate
(11-13 YRS)**

SPECIES: SHEEP [] BEEF [] SWINE [] MEAT GOAT []

IMPORTANT: In order to participate in the junior market livestock sale, exhibitors are required to submit a completed market livestock record book and achieve a minimum score of 40 in the scoring rubric.
After the records have been judged, they should be picked up at the beef show arena at 1:00 p.m., Friday, August 21st. Books not collected at this time will be left at the species superintendent office.
PLEASE TYPE, PRINT, OR WRITE CLEARLY.
The record book needs to be completed by the exhibitor.

ALL MARKET RECORD LIVESTOCK BOOKS ARE DUE by 1:00 PM EDT: Monday, August 16, 2021

NAME AND EXHIBITOR NUMBER MUST BE PRINTED LEGIBLY ON THE FRONT COVER OF THE MARKET LIVESTOCK RECORD BOOK

Name _____

U.P. State Fair Exhibitor No. _____
YOUR EXHIBITOR NUMBER IS THE FIRST INITIAL OF YOUR LAST NAME FOLLOWED BY THE LAST FOUR DIGITS OF YOUR SOCIAL SECURITY NUMBER.

EXHIBITOR CELL PHONE NUMBER _____
(best # to reach you during fair week)

Club Name _____

Club Leader _____

County _____ **Years in Project** _____

Official Fair Age _____ (Fair age is the exhibitor's age on January 1 of the year of the fair)

Michigan 4-H Livestock Record Book 2021 UPSF – Intermediate

JUDGING RESULTS (OFFICE USE ONLY)

RIBBON AWARD 1 2 3

Name: _____ Date of Birth: _____

I hereby certify that, as the exhibitor of this project, I have personally been responsible for the care of this animal, record keeping, and have completed this record book. I am aware that this record book may be on display during the auction and/or fair, and thus all content will be appropriate.

Youth Signature: _____ Date: _____

I, the parent/guardian, certify that my son/daughter has completed this project and completed this record book and will comply with all rules and regulations. I give permission for this record book to be displayed to the public and will ensure that all content is appropriate.

Parent/Guardian Signature: _____ Date: _____

****RECORDS START WITH POSSESSION OF YOUR ANIMAL(S) AND END WITH FAIR WEEK ESTIMATES!****

Michigan State University Extension programs and materials are open to all without regard to race, color, national origin, gender, gender identity, religion, age, height, weight, disability, political beliefs, sexual orientation, marital status, family status, or veteran status.

Why Keep Records?

By keeping records, you will be able to see how much progress you make this year and over the course of your 4-H career as you set goals and work to accomplish them.

Good records will:

- Help you learn about animals, their rate of growth, the feed they require, the cost of the feed they require and their habits.
- Increase understanding of your project's financial outcome.
- Assist you in gathering information to market your animal.
- Improve your management practices.
- Keep track of your project activities and learning experiences.
- Allow you to better plan for future livestock projects.

If you have questions or need help on this record book, please contact your leader, parent/guardian, or County MSU Extension Office.

PLEASE PRINT OR WRITE CLEARLY.

Project Information (Submit one completed record book for each market species)

Name and/or description of animal(s): _____

Breed(s): _____

Identification of animal(s) (Tattoo/Ear tag/Fair tag number): _____

Estimated Birth date of animal(s): _____

Date of ownership or purchase date: _____

Price or estimated beginning value of animal(s): _____

(Transfer this number to page 7 – a. If this is for more than one animal, divide by the number of animals.)

Please tell us about your project animal (check all that apply):

- Purchased my project animal(s)
- Project animal(s) are bred & owned (from an animal on my family farm)
- Other (please explain): _____

Comments by Leader/Parent (optional): _____

This Year's Project Goals

Complete this portion of the record book pre-project or once animals are purchased.

Date this page completed: _____

Please explain three goals that you have for your animal(s) project:

1. _____

2. _____

3. _____

Please list three potential buyers you plan to approach this year:

1. _____
2. _____
3. _____

Please list three communication strategies you plan to utilize this year:

1. _____
2. _____
3. _____

Anticipated income from animal(s): _____

Monthly Feed Record Worksheet (Add additional pages if needed)

Feed Types*										
	lbs.	cost	lbs.	cost	lbs.	cost	lbs.	cost	Monthly lbs.	Total Cost
SEPT										\$
OCT										\$
NOV										\$
DEC										\$
JAN										\$
FEB										\$
MARCH										\$
APRIL										\$
MAY										\$
JUNE										\$
JULY										\$
AUG										\$
TOTALS		\$		\$		\$		\$		\$

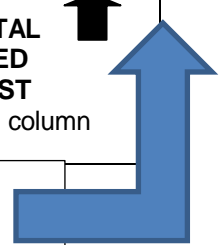
NOTE: RECORD FEED AS IT IS FED TO YOUR ANIMAL.

*Type of feed should be expressed in pounds and include grains, supplements, mixes, hay, silage, etc.
The estimated value of homegrown feed needs to be included.

_____ Number of animals reflected on this chart.

TOTAL FEED
 add column

TOTAL FEED COST
 add column



(Transfer this number to page 7 – b. If this is for more than one animal, divide by the number of animals.)

Expenses Other Than Feed Worksheet (Add additional pages if needed)


Expense Categories	Veterinary Charges	Medication/ Insecticides	Bedding	Equipment	Registration Fees	Trucking/ Transportation	Housing rent/ Leasing fees	Clipping/ Shearing fees	Interest paid (if \$ borrowed)	Advertising/ Marketing	Buyer Recognition	Miscellaneous (specify)	Miscellaneous (specify)	Monthly Total
SEPT														\$
OCT														\$
NOV														\$
DEC														\$
JAN														\$
FEB														\$
MARCH														\$
APRIL														\$
MAY														\$
JUNE														\$
JULY														\$
AUG														\$
TOTALS														TOTAL \$

_____ Number of animals reflected on this chart.

\$ _____ Total Expense per animal

TOTAL EXPENSES:

(Transfer this number to page 7 – c.
If this is for more than one animal,
divide by the number of animals.)



My Project Animal:

(Please complete page 7 for each market animal – make additional copies of this form as needed)

Ear Tag Number	Sex	Breed	Date Acquired	Beginning Weight	Final Weight (A)

NOTE: The final weight can be determined by weight tape, scale at home or at the fair. This can allow the exhibitor to complete record book prior to the fair.

My Estimated Project Income:

$$\frac{\text{Market Price}^*}{\text{Final Weight (A)}} \times = \$ \text{EXPECTED MARKET INCOME}$$

***Market Price** - is the price you would receive under normal sale conditions (such as an auction sale yard). These prices are published in agriculture newspapers, magazines, or TV and radio farm reports and online.


$$+ \$ \text{OTHER INCOME}^{**} =$$

Total Expected Income
(Add expected market income and other income)

****OTHER INCOME** could include premiums from another show, sale of by-products (wool, eggs, manure, etc.), etc., generated prior to the fair.

My Project Expenses:

	VALUE
Purchased Animal = List Price (page 2) or Raised Animal = List Value at Start of Project	a \$
Total Feed Costs Per Animal From Monthly Feed Record Worksheet (page 4)	b \$
Total Cost From Per Animal Expenses Other Than Feed Worksheet (page 5)	c \$
TOTAL EXPENSES (a+b+c)	\$



Formula to Calculate Your Breakeven Price

$$\frac{\$ \text{Total Expenses}}{\text{Final Weight of Animal (A)}} = \$ \text{Breakeven Price}$$

Total Expenses Final Weight of Animal (A) Breakeven Price
(Price per pound needed to cover expenses)

Total Expenses

Beginning Project Picture

Take a photo of your project animal(s). Date of photo: _____

Ending Project Pictures

Take a photo of your project animal(s) at the end of your project. This will help indicate how your animal(s) have grown and developed.

Date of ending photo: _____

Project Reflection:

Please respond to the following questions (additional pages can be added).

- 1. What is the definition of “breakeven price” for this project? What can be done to improve the “breakeven price”?

- 2. Identify three unique breeds within your livestock species. What are their characteristics?

- 3. What methods and practices did you or can you use to influence your animal's daily gain?

4. Explain the USDA grade standards or Institutional Meat Purchase Specifications (IMPS) used to characterize the meat of your species.

5. When your animal is being judged or evaluated, what characteristics does the judge look for? Explain at least three things the judge considers.

6. What is meant by a withholding period for medication you administer to your animals and why is it important?

7. What did you learn in the project this year?

8. The International Association of Fairs and Expositions (IAFE) has a NATIONAL CODE OF SHOW RING ETHICS to reflect the highest standards of honor and dignity. Exhibitors who violate this code of ethics demean the integrity of all livestock exhibitors and should be prohibited from competition at all livestock shows in the United States and Canada. List five expectations or prohibited practices from this code.

9. What personal characteristics did you gain as an exhibitor during this project?

10. Carbohydrates are part of your animals feed ration. Describe what a carbohydrate supplies for your animal. List three feeds that are high in energy (carbohydrates).

Scoring



Intermediate

PAGE	CONTENT	POINTS POSSIBLE	SCORE
Cover	Exhibitor Information	2	
2	Animal Information	2	
3	Goals	3	
3	Potential Buyers	3	
3	Communication Strategies	3	
4	Feed Record	8	
5	Expenses Record	8	
6	Weight Record	8	
7	Break Even Calculations	9	
8	Project Photographs	4	
9	Question 1	5	
9	Question 2	5	
9	Question 3	5	
10	Question 4	5	
10	Question 5	5	
10	Question 6	5	
11	Question 7	5	
11	Question 8	5	
11	Question 9	5	
12	Question 10	5	
	TOTAL POINTS	100	



Name _____

Club _____

Judge's Comments