



Michigan 4-H Animal Market Project Record Book

2021 U.P. State Fair Version

Beginner

(8-10 YRS- SHEEP, SWINE, MEAT GOAT)

(9-10 YRS- BEEF)

SPECIES: SHEEP [] BEEF [] SWINE [] MEAT GOAT []

IMPORTANT: In order to participate in the junior market livestock sale, exhibitors are required to submit a completed market livestock record book and achieve a minimum score of 40 in the scoring rubric.

After the records have been judged, they should be picked up at the beef show arena at 1:00 p.m., Friday, August 21st. Books not collected at this time will be left at the species superintendent office.

PLEASE TYPE, PRINT, OR WRITE CLEARLY.

The record book needs to be completed by the exhibitor.

ALL MARKET RECORD LIVESTOCK BOOKS ARE DUE by 1:00 PM EDT: Monday, August 16, 2021

NAME AND EXHIBITOR NUMBER MUST BE PRINTED LEGIBLY ON THE FRONT COVER OF THE MARKET LIVESTOCK RECORD BOOK.

Name _____

EXHIBITOR CELL PHONE NUMBER _____
(best # to reach you during fair week)

U.P. State Fair Exhibitor No. _____

YOUR EXHIBITOR NUMBER IS THE FIRST INITIAL OF YOUR LAST NAME FOLLOWED BY THE LAST FOUR DIGITS OF YOUR SOCIAL SECURITY NUMBER.

Club Name _____

Club Leader _____

County _____ **Years in Project** _____

Official Fair Age ____

(Fair age is the exhibitor's age on January 1 of the year of the fair)

Michigan 4-H Livestock Record Book 2021
UPSF – Beginner

JUDGING RESULTS

(OFFICE USE ONLY)

RIBBON AWARD: 1 2 3

Name: _____

Date of Birth: _____

I hereby certify that, as the exhibitor of this project, I have personally been responsible for the care of this animal, record keeping, and have completed this record book. I am aware that this record book may be on display during the auction and/or fair, and thus all content will be appropriate.

Youth Signature: _____ Date: _____

I, the parent/guardian, certify that my son/daughter has completed this project and completed this record book and will comply with all rules and regulations. I give permission for this record book to be displayed to the public and will ensure that all content is appropriate.

Parent/Guardian Signature: _____ Date: _____

Check with your local 4-H staff to determine when your record book needs to be submitted and any additional guidelines or rules for completion.

****RECORDS START WITH POSSESSION OF YOUR ANIMAL(S) AND END WITH FAIR WEEK ESTIMATES!****



Michigan State University Extension programs and materials are open to all without regard to race, color, national origin, gender, gender identity, religion, age, height, weight, disability, political beliefs, sexual orientation, marital status, family status or veteran status.

Why Keep Records?

By keeping records, you will be able to see how much progress you make this year and over the course of your 4-H career as you set goals and work to accomplish them.

Good records will:

- Help you learn about animals, their rate of growth, the feed they require, the cost of the feed they require and their habits.
- Increase understanding of your project's financial outcome.
- Assist you in gathering information to market your animal.
- Improve your management practices.
- Keep track of your project activities and learning experiences.
- Allow you to better plan for future livestock projects.

If you have questions or need help on this record book, please contact your leader, parent/guardian, or County MSU Extension Office.

PLEASE PRINT OR WRITE CLEARLY.

Project Information

(Submit one completed record book for each market species)

Name and /or description of Animal(s) _____

Breed(s): _____

Identification of animal(s) (Tattoo/Ear tag/Fair tag number): _____

Estimated Birth date of animal(s): _____

Date of ownership or purchase date: _____

Estimated beginning value of animal(s): _____

Please tell us about your project animal (check all that apply):

- Purchased my project animal(s)
- Project animal(s) are bred & owned (from an animal on my family farm)
- Other (please explain): _____

Comments by Leader/Parent (optional): _____

This Year's Project Goals

Complete this portion of the record book pre-project or once animals are purchased.

Date this page completed: _____

Please explain three goals that you have for your animal(s) project:

1. _____

2. _____

3. _____

Please list three potential buyers you plan to approach this year:

1. _____
2. _____
3. _____

Anticipated Income from animal(s): _____

Beginning Project Pictures



Take a picture of your project animal(s). Date of photo: _____

Feed Types* ⇒	Monthly Feed Record Worksheet (Add additional pages if needed)								Monthly lbs.	Total Cost
	lbs.	cost	lbs.	cost	lbs.	cost	lbs.	cost		
SEPT										\$
OCT										\$
NOV										\$
DEC										\$
JAN										\$
FEB										\$
MARCH										\$
APRIL										\$
MAY										\$
JUNE										\$
JULY										\$
AUG										\$
TOTALS		\$		\$		\$		\$		\$

*Type of feed should be expressed in pounds and include grains, supplements, mixes, hay, silage, etc.
The estimated value of homegrown feed needs to be included.

NOTE: RECORD FEED AS IT IS FED TO YOUR ANIMAL.

_____ Number of animals reflected on this chart.

TOTAL FEED add column 	TOTAL FEED COST add column 
---	--

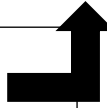
Expenses Other Than Feed Worksheet (Add additional pages if needed)

Expense Categories	Veterinary Charges	Medication/ Insecticides	Bedding	Equipment	Registration Fees	Trucking/ Transportation	Housing rent/ Leasing fees	Clipping/ Shearing fees	Interest paid (if \$ borrowed)	Advertising/ Marketing	Buyer Recognition	Miscellaneous (specify)	Miscellaneous (specify)	Monthly Total
SEPT														\$
OCT														\$
NOV														\$
DEC														\$
JAN														\$
FEB														\$
MARCH														\$
APRIL														\$
MAY														\$
JUNE														\$
JULY														\$
AUG														\$
TOTALS														TOTAL \$

Number of animals reflected on this chart _____ Total Expense per animal \$ _____

TOTAL EXPENSES

If this is for more than one animal, divide by the number of animals.



Weight Record (Add additional pages if needed)

It is recommended to weigh your animal(s) at least once each month or more as appropriate for your species.
Use one of the charts below for each market animal.

Animal ID: _____	
Date	Weight
(Beginning)	
(Final)	

Animal ID: _____	
Date	Weight
(Beginning)	
(Final)	

Animal ID: _____	
Date	Weight
(Beginning)	
(Final)	

Ending Project Pictures

Take a picture of your project animal(s) at the end of your project. This will help indicate how your animal(s) have grown and developed.

Date of ending photo: _____

Project Reflection:

Please respond to the following questions (additional pages can be added).

1. What did you learn in the project this year? _____

2. What did you do to market your animal(s)? _____

3. What did you do to help keep your animal(s) healthy? _____

4. Explain how you trained and prepared your animal(s) for show: _____

5. What qualities of the breed you selected make it a good market animal?

6. Why is it important to exercise your animal? When should you exercise your animal?

7. What are the five freedoms of animal care?



Scoring

Beginner

PAGE	CONTENT	POINTS POSSIBLE	SCORE
Cover	Exhibitor Information	2	
2	Animal Information	2	
3	Goals	6	
3	Potential Buyers	6	
E3 & 7	Project Photographs	4	
4	Feed Record	15	
5	Expenses Record	15	
6	Weight Record	15	
8	Question 1	5	
8	Question 2	5	
8	Question 3	5	
8	Question 4	5	
9	Question 5	5	
9	Question 6	5	
9	Question 7	5	
	TOTAL POINTS	100	



Exhibitor Name

Exhibitor Number

Judge's Comments