



# Market Poultry Project Record Book 2022 U.P. State Fair Beginner (ages 8-10)

**CLASS:**

Consult U.P. Fair Exhibitor's Guide for class weight and bird age

**IMPORTANT:** In order to participate in the U.P. State Fair Small Animal Auction, exhibitors are required to submit a completed market livestock record book and achieve a minimum score of 40 in the scoring rubric.

Records books may be picked up in the poultry barn office on 1:00 p.m., Friday, August 19<sup>th</sup>

**PLEASE TYPE, PRINT, OR WRITE CLEARLY.**

The record book needs to be completed by the exhibitor.

**ALL POULTRY PROJECT RECORD LIVESTOCK BOOKS ARE DUE by  
1:00 PM EDT: Monday, August 14, 2022**

NAME AND EXHIBITOR NUMBER MUST BE PRINTED LEGIBLY ON THE FRONT  
COVER OF THE MARKET LIVESTOCK RECORD BOOK.

**Name** \_\_\_\_\_

**EXHIBITOR CELL PHONE NUMBER** \_\_\_\_\_  
(best # to reach you during fair week)

**U.P. State Fair Exhibitor No.** \_\_\_\_\_

**Club Name** \_\_\_\_\_

**Club Leader** \_\_\_\_\_

**County** \_\_\_\_\_ **Years in Project** \_\_\_\_\_

**Official Fair Age** \_\_\_\_\_

(Fair age is the exhibitor's age on January 1 of the year of the fair)

**JUDGING RESULTS**

**(OFFICE USE ONLY)**

**RIBBON AWARD: 1 2 3**

Name: \_\_\_\_\_

Date of Birth: \_\_\_\_\_

I hereby certify that, as the exhibitor of this project, I have personally been responsible for the care of this animal, record keeping, and have completed this record book. I am aware that this record book may be on display during the auction and/or fair, and thus all content will be appropriate.

Youth Signature: \_\_\_\_\_ Date: \_\_\_\_\_

I, the parent/guardian, certify that my son/daughter has completed this project and completed this record book and will comply with all rules and regulations. I give permission for this record book to be displayed to the public and will ensure that all content is appropriate.

Parent/Guardian Signature: \_\_\_\_\_ Date: \_\_\_\_\_

**\*\*RECORDS START WITH POSSESSION OF YOUR ANIMAL(S) AND END WITH FAIR WEEK ESTIMATES!\*\***



Michigan State University Extension programs and materials are open to all without regard to race, color, national origin, gender, gender identity, religion, age, height, weight, disability, political beliefs, sexual orientation, marital status, family status or veteran status.

## Why Keep Records?

By keeping records, you will be able to see how much progress you make this year and over the course of your 4-H career as you set goals and work to accomplish them.

Good records will:

- Help you learn about animals, their rate of growth, the feed they require, the cost of the feed they require and their habits.
- Increase understanding of your project's financial outcome.
- Assist you in gathering information to market your animal.
- Improve your management practices.
- Keep track of your project activities and learning experiences.
- Allow you to better plan for future livestock projects.

If you have questions or need help on this record book, please contact your leader, parent/guardian, or County MSU Extension Office.

PLEASE PRINT OR WRITE CLEARLY.

### Project Information

**(Submit one completed record book for each market species)**

Name and /or description of Animal(s) \_\_\_\_\_

Breed(s): \_\_\_\_\_

Identification number: \_\_\_\_\_

Estimated Birth date of animal(s): \_\_\_\_\_

Date of ownership or purchase date: \_\_\_\_\_

Estimated beginning value of animal(s): \_\_\_\_\_

**Please tell us about your project animal** (check all that apply):

- Purchased my project animal(s)
- Project animal(s) are bred & owned (from an animal on my family farm)
- Other (please explain): \_\_\_\_\_

Comments by Leader/Parent (optional): \_\_\_\_\_

## **This Year's Project Goals**

Complete this portion of the record book pre-project or once animals are purchased.

Date this page completed: \_\_\_\_\_

Please explain three goals that you have for your poultry project:

1. \_\_\_\_\_  
\_\_\_\_\_
2. \_\_\_\_\_  
\_\_\_\_\_
3. \_\_\_\_\_  
\_\_\_\_\_

Please list three potential buyers you plan to approach this year:

1. \_\_\_\_\_
2. \_\_\_\_\_
3. \_\_\_\_\_

## **Beginning Project Pictures**

Take a picture of your project animal(s). Date of photo: \_\_\_\_\_



# Weekly Feed Record (add additional pages if needed)

Feed Type*									Monthly lbs.	Total Cost
	lbs.	cost	lbs.	cost	lbs.	cost	lbs.	cost		
Week 1										
Week 2										
Week 3										
Week 4										
Week 5										
Week 6										
Week 7										
Week 8										
Week 9										
Week 10										
Week 11										
Week 12										
Week 13										
Week 14										
Week 15										
Week 16										
Week 17										
Week 18										
Week 19										
Week 20										
<b>TOTALS</b>										

\*Type of feed should be expressed in pounds and include grains, supplements, mixes, hay, silage, etc.

\*The estimated value of homegrown feed needs to be included.

Number of birds reflected on this chart.

<b>TOTAL FEED</b>  add column	<b>TOTAL FEED COST</b>  add column
---	--


## Expenses Other Than Feed Worksheet (Add additional pages if needed)

Expense Categories	Purchase Price (value)	Veterinary Charges	Medications/ Insecticides	Equipment	Registration Fees	Trucking/ Transportation	Housing rent/ Leasing fees	Bedding	Interest paid (if \$ borrowed)	Advertising/ Marketing	Buyer Recognition	Miscellaneous (specify)	Miscellaneous (specify)	Weekly Total
Week 1														
Week 2														
Week 3														
Week 4														
Week 5														
Week 6														
Week 7														
Week 8														
Week 9														
Week 10														
Week 11														
Week 12														
Week 13														
Week 14														
Week 15														
Week 16														
Week 17														
Week 18														
Week 19														
Week 20														
<b>TOTALS</b>														<b>TOTAL \$</b>

Number of birds reflected on this chart \_\_\_\_\_ Total Expense per animal \$ \_\_\_\_\_

**TOTAL EXPENSES**

If this is for more than one animal, divide by the number of animals.



Weigh your birds at least once each week. It is recommended to choose and identify three birds as your “representative” birds that you weigh each week.

**Weight Record (Add additional pages if needed)**

Bird 1	
Date	Weight
Week 1	
Week 2	
Week 3	
Week 4	
Week 5	
Week 6	
Week 7	
Week 8	
Week 9	
Week 10	
Week 11	
Week 12	
Week 13	
Week 14	
Week 15	
Week 16	
Week 17	
Week 18	
Week 19	
Week 20	
(Final)	

Bird 2	
Date	Weight
Week 1	
Week 2	
Week 3	
Week 4	
Week 5	
Week 6	
Week 7	
Week 8	
Week 9	
Week 10	
Week 11	
Week 12	
Week 13	
Week 14	
Week 15	
Week 16	
Week 17	
Week 18	
Week 19	
Week 20	
(Final)	

Bird 3	
Date	Weight
Week 1	
Week 2	
Week 3	
Week 4	
Week 5	
Week 6	
Week 7	
Week 8	
Week 9	
Week 10	
Week 11	
Week 12	
Week 13	
Week 14	
Week 15	
Week 16	
Week 17	
Week 18	
Week 19	
Week 20	
(Final)	

## Project Final Average Weight

Bird 1 Column A	Bird 2 Column B	Bird 3 Column C	Total Column D	Final Average weight Column E
(Final weight from page 6)	(Final weight from page 6)	(Final weight from page 6)	(Final weight= Bird 1+ Bird 2+ Bird 3)	(Column D divided by 3)

## Project Expenses:

Total Feed Costs Column F	Total Cost Column G	Total Expenses Column H
(Total Feed Costs from page 4)	(Total Expenses from page 5)	(Column F + Column G)

## Calculate Your Break Even Price:

Total Expenses Column I	Total # of Birds Raised Column J	Final Average Weight Column K	Break Even Price per Pound
(Total Expenses from page 7 column H)  ÷	  ÷	(Final average weight page 7 Column E)  =	Column I divided by Column J divided by Column K ( I ÷ J ÷ K=)



## **Ending Project Picture**

Take a picture of your project birds at the end of your project. This will help to indicate how your birds have grown and developed.

Date of ending photo: \_\_\_\_\_

## **Project Reflection:**

Please respond to the following questions (additional pages can be added).

1. What did you learn in the project this year? \_\_\_\_\_

---

---

---

---

2. What did you do to market your animal(s)? \_\_\_\_\_

---

---

---

---

3. What did you do to help keep your animal(s) healthy? \_\_\_\_\_

---

---

---

---

4. List five biosecurity practices (internal or external) that will help reduce the chance of a pathogen from spreading.

---

---

---

---

---

---

5. Why is water an important part of a bird's diet? How much water do your birds drink per day? What does water do for your birds?

---

---

---

---

---

6. Explain how you trained and prepared your birds for show:

---

---

---

---

---

---

---

---



## Scoring

### Beginner

PAGE	CONTENT	POINTS POSSIBLE	SCORE
Cover	Exhibitor Information	2	
2	Animal Information	2	
3	Goals	6	
3	Potential Buyers	6	
3 & 8	Project Pictures	4	
4	Feed Record	15	
5	Expenses Record	15	
6	Weight Record	15	
7	Break Even Calculations	5	
9	Question 1	5	
9	Question 2	5	
9	Question 3	5	
9	Question 4	5	
10	Question 5	5	
10	Question 6	5	
	<b>TOTAL POINTS</b>	<b>100</b>	



Exhibitor Name

---

Exhibitor Number

---

## Judge's Comments