


# 2021

## MACOMB COUNTY 4H

### AD BOOK





# **CONTENTS**

<b>4H PLEDGE</b>	<b>4</b>
<b>4H CODE OF CONDUCT</b>	<b>5</b>
<b>4H SHOW DRESS CODE</b>	<b>6</b>
<b>LIGHT HORSE SHOW BILL</b>	<b>7</b>
<b>LIGHT HORSE PATTERNS</b>	<b>8</b>
<b>MINI AND DRAFT SHOWBILL</b>	<b>16</b>
<b>MINI AND DRAFT PATTERNS</b>	<b>17</b>
<b>BIT OF LUCK ADS</b>	<b>23</b>
<b>BOOTS N SPURS ADS</b>	<b>30</b>
<b>JUST FOR FUN ADS</b>	<b>39</b>
<b>RAY'S RIDING RASCALS ADS</b>	<b>44</b>
<b>UNLEASHED ADS</b>	<b>57</b>



## THE 4-H PLEDGE

I pledge...



my **HEAD** to  
clearer thinking.



my **HEART** to  
greater loyalty.



my **HANDS** to  
larger service.



my **HEALTH** to  
better living.

For my **club**, my **community**,  
my **country** and my **world**.

MICHIGAN STATE  
UNIVERSITY

Extension

MSU is an affirmative action, equal opportunity employer committed to achieving excellence through a diverse workforce and inclusive culture that encourages all people to reach their full potential. Michigan State University Extension programs and materials are developed and distributed without regard to race, national origin, gender, gender identity, religion, age, height, weight, disability, political beliefs, sexual orientation, marital status, family status or ancestry. Based on the policies of MSU Extension, each use of Michigan State University Extension materials is for educational purposes only. Michigan State University Extension is not responsible for any misuse of its materials. The MSU Extension and Michigan State University Extension logos are registered trademarks of Michigan State University Extension. © 2017 Michigan State University Extension.



## Michigan 4-H Code of Conduct

Participation in Michigan 4-H programs is subject to the observance of the program rules. Any participant who knowingly violates this Code of Conduct is subject to discipline, up to and including removal from the activity he or she is participating in (at his or her own expense) or the entire county 4-H program. Determination of disciplinary action shall be done with input from the volunteers and staff overseeing the program or activity. Final decisions about discipline will be made by the MSU Extension staff.

Michigan 4-H members will:

- Show respect for, and cooperate with, fellow members, volunteers and staff.
- Follow 4-H policies and procedures when participating in any 4-H sponsored event.
- Under no circumstances, commit or threaten violence toward any individual, group or the program.
- Under no circumstances, possess, sell or consume alcohol or possess, sell or use controlled substances at an MSU Extension 4-H youth activity or event.
- Under no circumstances, attend or participate in an MSU Extension 4-H youth activity or event under the influence of alcohol and/or controlled substances including tobacco, electronic cigarettes, etc.
- Under no circumstances, bring dangerous or unauthorized materials (such as explosives, weapons or similar items) to an MSU Extension 4-H youth activity or event.
- Abstain from harassment or bullying of another participant, volunteer or staff member (either in face to face interactions, through social media or other communication venues), particularly when the behavior is disrespectful as regards a person's gender, race, age, sexual orientation, religion, national origin, disability or appearance.
- Not cheat or falsely represent efforts related to 4-H project activities. I have read and I understand the Michigan 4-H Youth Code of Conduct. I agree to abide by the rules stated above. I understand I may be removed as a participant from the activity or program, if I fail to follow these rules.

4H Grows Tomorrow's Leaders

# Macomb County 4-H Horse & Pony Project

## Clothing & Footwear



### Footwear

Feet should always be covered.

Boots are the required form of footwear when showing horses. The one exception to this rule is costume class where in addition to boots, athletic and other tied shoes are also acceptable forms of footwear. When not in the arena, shoes should cover the feet securely. Bare feet, flip-flops and sandals pose a safety hazard because they don't protect the feet. Loafers and other slip-on shoes are a hazard because they can come off the foot easily.

### Clothing

Standard clothing for showing in the ring is English or Western apparel. Mid-drifts, cleavage and buttocks should be covered and undergarments tucked in. T-shirts should not have slogans or advertisements that have sexual connotations or refer to drugs, alcohol or illegal activities. Have spare clothing available in case what you are wearing is not acceptable and you need to change.

In costume classes, the first priority is safety for both the horse and the participant. If riding, participants need to be able to get on and off the horse safely. Costumes should be rated G or PG. Costumes rated PG-13, R and X are unacceptable at 4-H activities.

Fashion changes rapidly and not all fashions are flattering. Youth view fashion differently than adults, and even individuals in the same age group vary in the degree to which they embrace a fashion trend. Moreover, whether fashion is appropriate depends on the situation or setting. What may be acceptable at home may not be acceptable at school or church. What is viewed as okay when hanging out with friends may not be okay when participating in structured programs such as Boy Scouts, Girl Scouts or 4-H.

The bottom line is that not everyone has the same standards and attitudes towards clothing. There are some general standards on which most can agree but there will always be details about which we have to agree to disagree

# 2021 MACOMB COUNTY 4-H LIGHT HORSE SHOWBILL

## RING 1

- |   |       |   |
|---|-------|---|
| 1   | 17-19 | Western Fitting & Showing                         |
| 2   | 15-16 | Western Fitting & Showing                         |
| 6   | 17-19 | Hunt Seat Fitting & Showing                       |
| 7   | 15-16 | Hunt Seat Fitting & Showing                       |
| 13  | 08-19 | Saddle Seat Fitting & Showing                     |
| 14  | 08-19 | Saddle Seat Equitation (H.R.)                     |
| 15  | 08-19 | Saddle Seat Pleasure (H.R.)                       |
| 16  | 05-07 | *Leadline (H.R.)                                  |
| 19  | 08-11 | *Walk-Trot Horsemanship/Equitation                |
| 20  | 08-11 | *Walk-Trot Pleasure                               |
| 21  | 12-19 | *Walk-Trot Horsemanship/Equitation                |
| 22  | 12-19 | *Walk-Trot Pleasure                               |
| <b>NOTE: Classes 16 to 22 are "Any Seat"</b>                            |       |   |
| 23  | 17-19 | Hunt Seat Equitation (H.R.)                       |
| 24  | 17-19 | Hunt Seat Pleasure (H.R.)                         |
| 25  | 15-16 | Hunt Seat Equitation (H.R.)                       |
| 26  | 15-16 | Hunt Seat Pleasure (H.R.)                         |
| 27  | 13-14 | Hunt Seat Equitation (H.R.)                       |
| 28  | 13-14 | Hunt Seat Pleasure (H.R.)                         |
| 29  | 08-12 | *Hunt Seat Equitation (H.R.)                      |
| 30  | 08-12 | *Hunt Seat Pleasure (H.R.)                        |
| 31  | 08-19 | *English Bareback-Hunt Seat or Saddle Seat (H.R.) |
| 33  | 17-19 | Western Horsemanship                              |
| 34  | 17-19 | Western Pleasure                                  |
| 35  | 15-16 | Western Horsemanship                              |
| 36  | 15-16 | Western Pleasure                                  |
| 37  | 13-14 | Western Horsemanship                              |
| 38  | 13-14 | Western Pleasure                                  |
| 39  | 08-12 | *Western Horsemanship                             |
| 40  | 08-12 | *Western Pleasure                                 |
| 41  | 08-19 | *Western Bareback (H.R.)                          |
| 51  | 08-19 | *Gymkhana Fitting & Showing                       |
| (Must show in 3 out of 4 gaming classes or both W/T to enter class #51) |       |   |
| 52  | 08-19 | Indiana Flags (H.R.)                              |
| 53  | 08-19 | *Walk-Trot Indiana Flags (H.R.)                   |
| 54  | 08-19 | Cloverleaf (H.R.)                                 |
| 55  | 08-19 | Pole Bending (H.R.)                               |
| 56  | 08-19 | *Walk-Trot Pole Bending (H.R.)                    |
| 57  | 08-19 | Keyhole (H.R.)                                    |

## RING 2

- |    |       |  |
|----|-------|--|
| 3  | 13-14 | Western Fitting & Showing                  |
| 4  | 08-12 | *Western Fitting & Showing                 |
| 8  | 13-14 | Hunt Seat Fitting & Showing                |
| 9  | 08-12 | *Hunt Seat Fitting & Showing               |
| 12 | 08-19 | *Walk-Trot Fitting & Showing               |
| 43 | 08-19 | Saddle Seat Pattern (H.R.) - Pattern #1    |
| 44 | 08-19 | Dressage (H.R.) – Training Level Test #2   |
| 45 | 08-19 | Equitation Over Fences (H.R.) - Pattern #4 |
| 46 | 08-19 | Hunter Hack (H.R.)                         |
| 47 | 08-19 | Reining - Pattern #1                       |
| 48 | 08-19 | Western Dressage – Basic Level Test #2     |

## RING 3 (Time Available 11:00 to 3:00)

- |    |       |                  |
|----|-------|------------------|
| 49 | 08-19 | *Walk-Trot Trail |
| 50 | 08-19 | Trail            |

## ELIGIBILITY FOR STATES

(Ages 13-19)

Must show in at least one "fitting and showing" class at each show to have that show count for state points.

Best three out of the four shows count towards state eligibility. (w/participation in "fitting and showing" at each show)

Best three classes of each show are counted for state points. (Eligible classes only)

\* Classes not eligible for state points

## (H.R.) = HELMET RULE

ALL riders under the age of 9, and all Bareback, Dressage, Gymkhana, Hunter Hack, Hunt Seat, & Saddle Seat, riders are required to wear an approved safety helmet.

## 2019 USEF TRAINING LEVEL TEST 2

### PURPOSE

To confirm that the horse demonstrates correct basics, is supple and moves freely forward in a clear rhythm with a steady tempo, accepting contact with the bit.

All trot work may be ridden sitting or rising, unless stated.

Halts may be through the walk.

READER PLEASE NOTE: Anything in parentheses should not be read.

### INTRODUCE

Stretch circle in trot

ENTRY NO:

### Conditions:

ARENA SIZE: Standard or Small

AVERAGE RIDE TIME: 5:30 (Std.) or 4:30 (Small)

(from entry at A to final halt)

Suggested to add at least 2 min. for scheduling purposes

MAXIMUM PTS: 290

		TEST	DIRECTIVES	POINTS	COEFFICIENT	TOTAL	REMARKS
1.	A X	Enter working trot Halt, salute Proceed working trot	Regularity and quality of trot; willing, calm transitions; straightness; attentiveness; immobility (min. 3 seconds)				
2.	C B	Track right Circle right 20m	Regularity and quality of trot; shape and size of circle; bend; balance				
3.	K-X-M	Change rein	Regularity and quality of trot; straightness; bend and balance in corner		2		
4.	Between C & H	Working canter left lead	Willing, calm transition; regularity and quality of gaits; bend and balance in corner; straightness		2		
5.	E	Circle left 20m	Regularity and quality of canter; shape and size of circle; bend; balance				
6.	Between E & K	Working trot	Willing, calm transition; regularity and quality of gaits; straightness				
7.	A Before A A	Circle left 20m rising trot, allowing the horse to stretch forward and downward while maintaining contact Shorten the reins Working trot	Forward and downward stretch over the back into a light contact, maintaining balance and quality of trot; bend; shape and size of circle; willing, calm transitions				
8.	F F-E	Medium walk Change rein, medium walk	Willing, calm transition; regularity and quality of walk		2		
9.	E-M M	Change rein, free walk Medium walk	Regularity and quality of walks; reach and ground cover of free walk allowing complete freedom to stretch the neck forward and downward; straightness; willing, calm transitions		2		
10.	C	Working trot	Willing, calm transition; regularity and quality of trot; bend and balance in corner; straightness				
11.	E	Circle left 20m	Regularity and quality of trot; shape and size of circle; bend; balance				
12.	F-X-H	Change rein	Regularity and quality of trot; straightness; bend and balance in corner		2		
13.	Between C & M	Working canter right lead	Willing, calm transition; regularity and quality of gaits; bend and balance in corner; straightness		2		
14.	B	Circle right 20m	Regularity and quality of canter; shape and size of circle; bend; balance				
15.	Between B & F	Working trot	Willing, calm transition; regularity and quality of gaits; straightness				
16.	A X	Down centerline Halt, salute	Bend and balance in turn; regularity and quality of trot; willing, calm transition; straightness; attentiveness; immobility (min. 3 seconds)				
Leave arena at A in free walk.							

©UNITED STATES EQUESTRIAN FEDERATION

4047 IRON WORKS PARKWAY : LEXINGTON, KY 40511

©UNITED STATES DRESSAGE FEDERATION

4051 IRON WORKS PARKWAY : LEXINGTON, KY 40511

Reproduced with permission of USDF ©2019 United States Dressage Federation (USDF) and United States Equestrian Federation (USEF) All rights reserved. Reproduction without permission is prohibited by law. Neither USDF nor USEF is responsible for any errors or omissions in the publication or for the use of its copyrighted material in an unauthorized manner.

# PATTERN - #4

FINISH —  
↑  
2 & 8



START —  
↑  
1 & 7



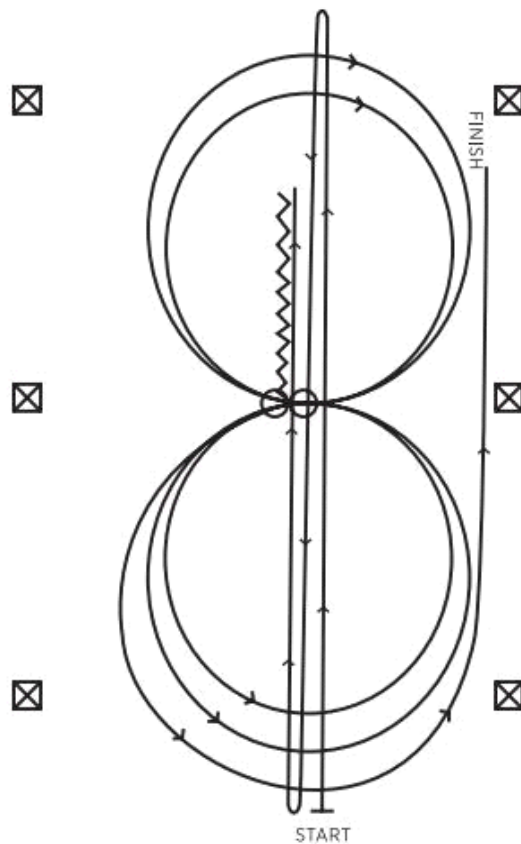


Figure 18. Reining pattern 1.

### REINING PATTERN 1

See figure 18 for a diagram of reining pattern 1.

1. Run with speed to the far end of the arena past the end marker and do a left rollback – no hesitation.
2. Run to the opposite end of the arena past the end marker and do a right rollback – no hesitation.
3. Run past the center marker and do a sliding stop. Back up to the center of the arena or at least 10 feet (3 meters). Hesitate.
4. Complete one spin to the right. Hesitate.
5. Complete one and one-quarter spins to the left so that the horse is facing the left wall or fence.
6. Beginning on the left lead, complete two circles to the left, with the first circle large and fast, and the second circle small and slow. Change leads at the center of the arena.
7. Complete two circles to the right, with the first circle large and fast, and the second circle small and slow. Change leads at the center of the arena.
8. Begin a large, fast circle to the left but do not close this circle. Run straight up the right side of the arena past the center marker and do a sliding stop at least 20 feet (6 meters) from the wall or fence. Hesitate to demonstrate you have completed the pattern.
9. Dismount and drop the bridle to the designated judge.



**MICHIGAN INTERSCHOLASTIC HORSEMANSHIP ASSOCIATION**  
**SADDLE SEAT PATTERN 1**

Entry Number

**INSTRUCTIONS:**

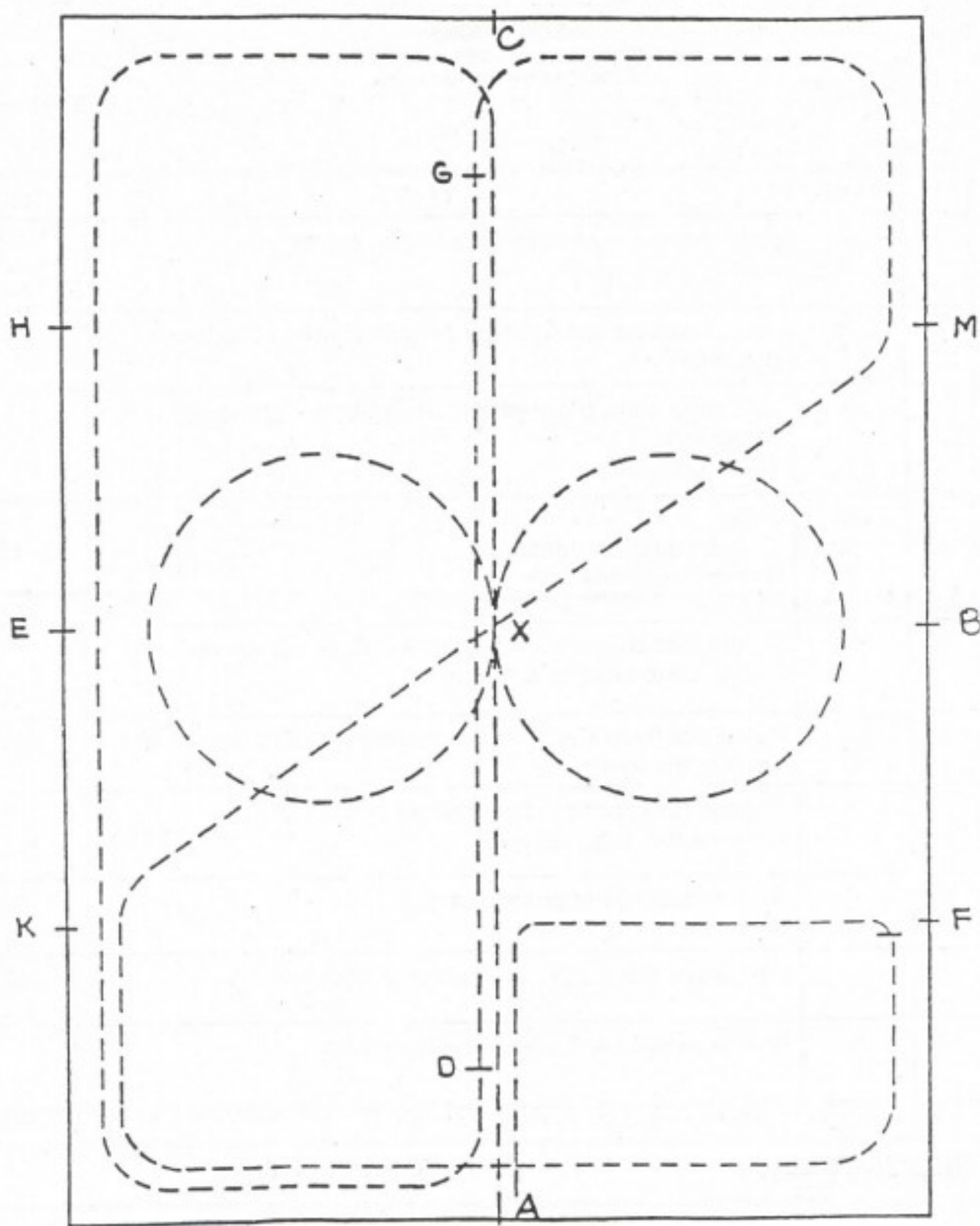
Each item to be scored from 1-10 points.  
 Total possible points is 100.

#	Letter	TEST	Points	Total
1	A X	Enter rising trot or second gait down center line. Halt.	10	
2	X	Trot or second gait two figure eights showing change of diagonals.	10	
3	X C	Halt, drop irons, proceed at a rising trot or second gait down center line. Track to the left.	10	
4	K A D	Walk. Turn left down center line. Halt, pick up irons.	10	
5	D-G	Canter demonstrating two simple changes of leads. Sequence to be <i>right, left, right</i> .	10	
6	G C	Halt. Back three steps. Proceed at rising trot or second gait. Track to the right.	10	
7	M-X-K	Change reining and extend the trot or second gait. (Change the diagonal at K)	10	
8	K A	Normal posting trot or second gait. Walk.	10	
9	F	Halt; leave arena at a free walk on a loose rein.	10	
10		Rider's position and effective use of cues.	10	

ENTRY NUMBER:

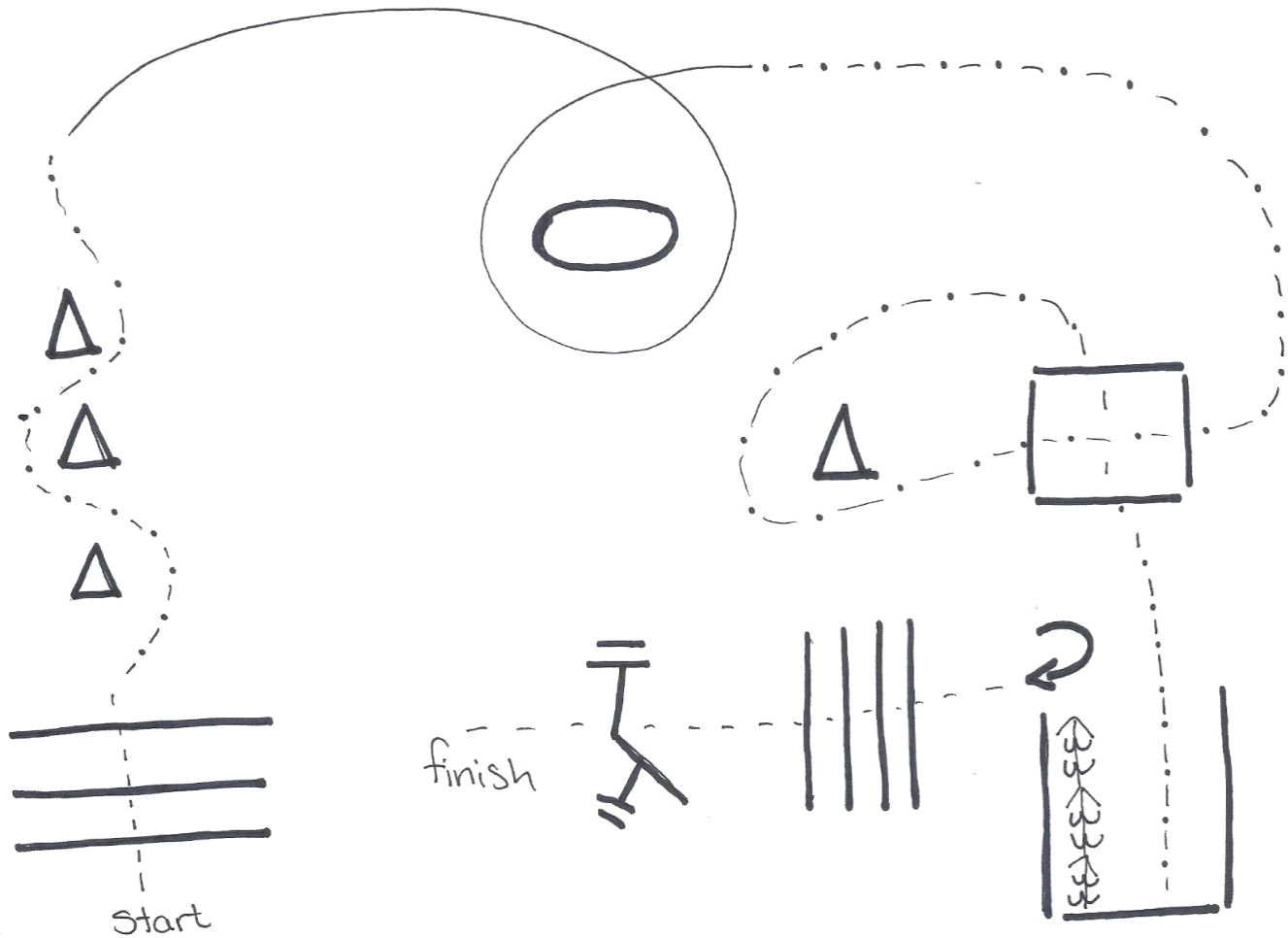
TOTAL POINTS:

MICHIGAN INTERSCHOLASTIC HORSEMANSHIP ASSOCIATION  
SADDLE SEAT PATTERN 1





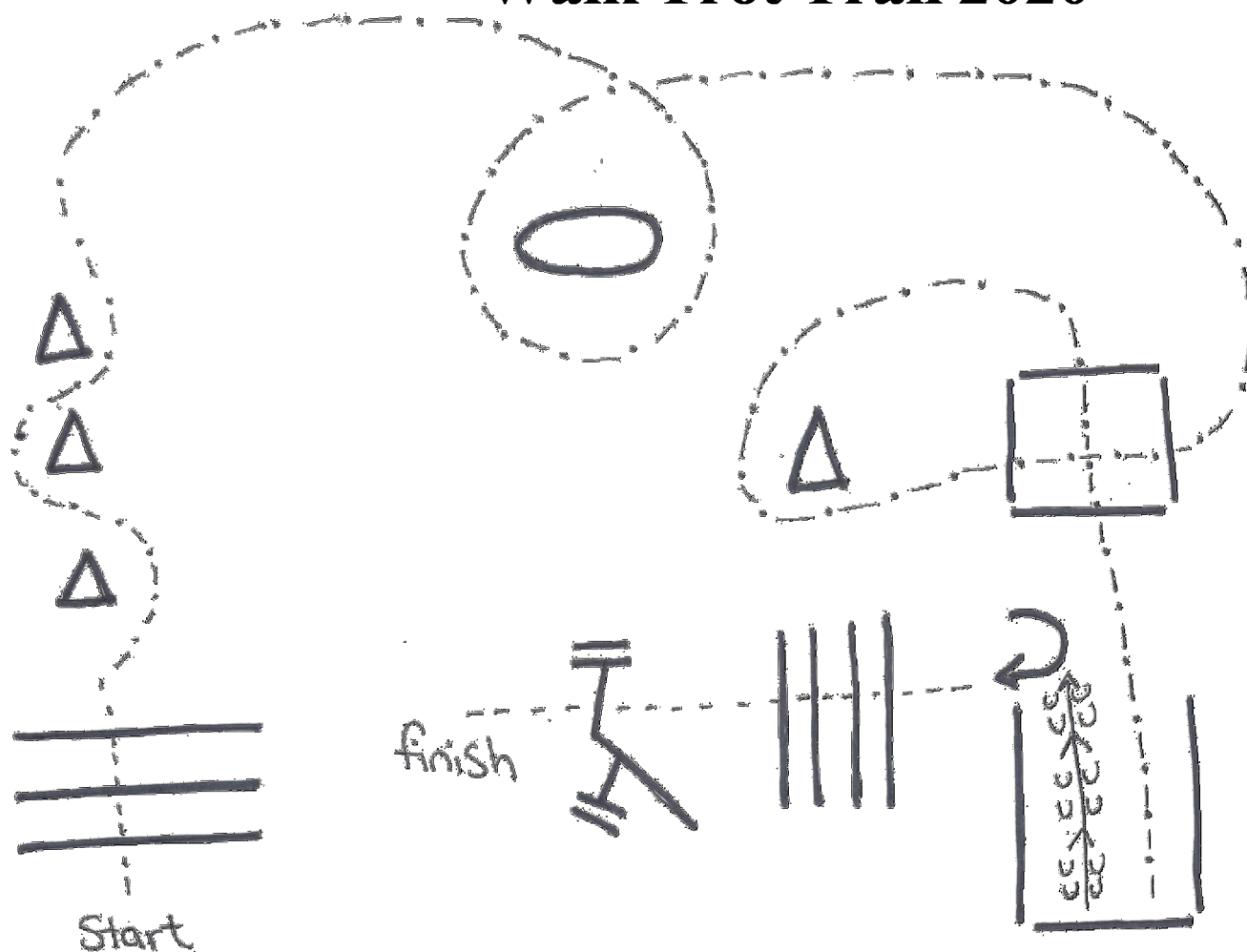
# Walk Trot Canter Trail 2020



1. Walk over poles.
2. Pick up trot and weave through cones.
3. Pick up right lead canter
4. Circle Around barrel to the right
5. Break to trot
6. Trot over box and around cone.
7. Trot through box and into chute, halt.
8. Back two horse legnths out of chute.
9. Pivot 90° to the right
10. Walk over poles.
11. Work gate with left hand.

walk: - - - - -  
 Trot: . . . . .  
 Canter: ———  
 — : Poles  
 Δ : Cone  
 ○ : Barrel  
 Backup: ↖ ↗ ↘ ↙

# Walk Trot Trail 2020



1. Walk over poles.
2. Pick up trot and weave through cones.
3. Trot around and circle barrel to the right/
4. Trot over box and around cone.
5. Trot through box and into chute, halt.
6. Back two horse lengths out of chute.
7. Pivot 90° to the right
8. Walk over poles.
9. Work gate with left hand.

walk: - - - - -  
 Trot: - . - . -  
 Barrel: ○  
 cone: △  
 Pole: —  
 Back up: ↑↑↑↑↑



# WDAA 2017 WESTERN DRESSAGE BASIC LEVEL TEST 2

WESTERN DRESSAGE ASSOCIATION® OF AMERICA

## PURPOSE

Tests confirm that the horse is supple and moves freely forward in a clear steady rhythm, accepting light contact with the bit. The horse demonstrates greater understanding of the aids and calm acceptance of the bridle; greater emphasis is placed on relaxation, harmony, rideability and pure gaits. The horse is beginning to develop more impulsion and balance.

## NEW

**REQUIREMENTS** One loop 10m off the track

## ENTRY NO:

**ARENA SIZE:**  
Small (40m x 20m) or Large (60m x 20m)  
**AVERAGE RIDE TIME:**  
4:00 (Small) or 5:00 (Large)

**MAXIMUM PTS:** 230

All jog work may be ridden sitting or rising.

## \*COEFFICIENT

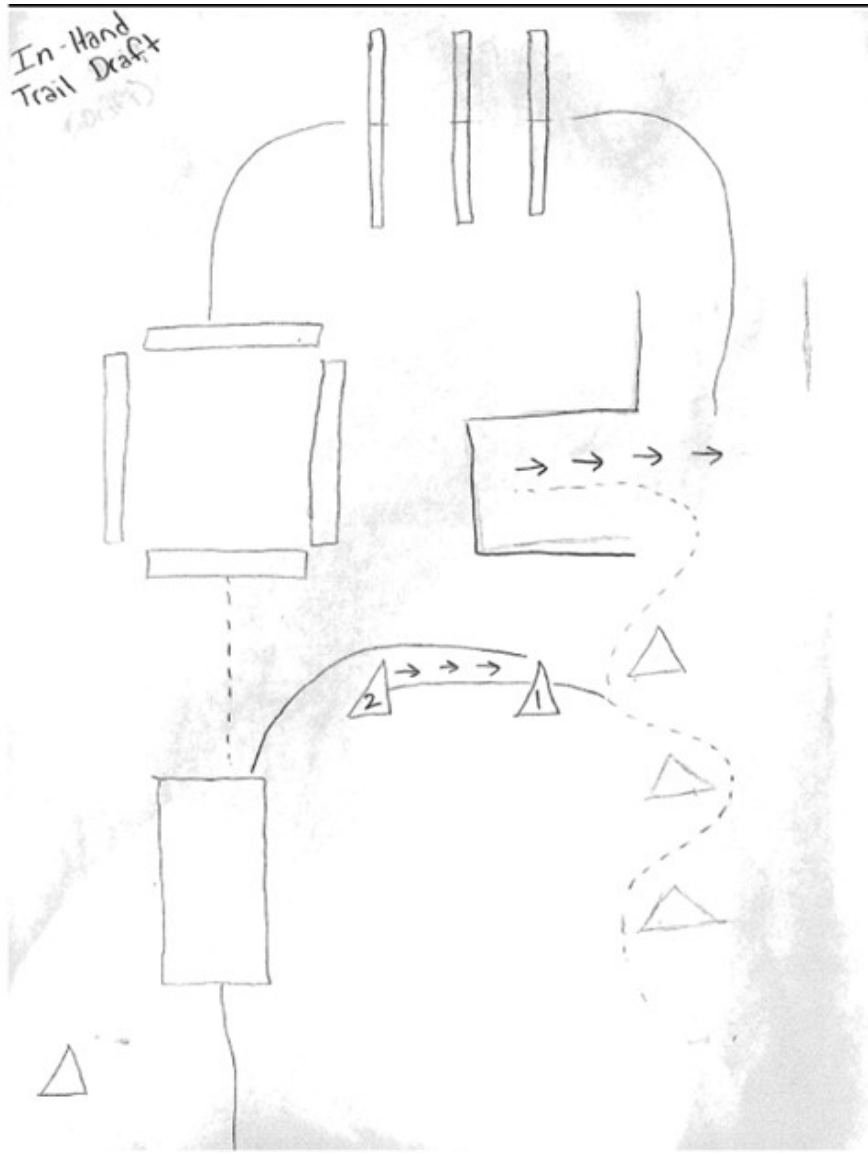
		TEST	DIRECTIVES	POINTS	*	TOTAL	REMARKS
1	A	Enter working jog	Straightness; regularity and quality of the jog; willing, smooth transitions in and out of square, straight halt; immobility; willingness.				
	X	Halt through the walk, salute					
		Proceed working jog					
2	C	Track left	Balance and bend in the turn; balance and correct bend on loop and in corners; regularity and quality of the jog.		2		
	H-X-K	One loop, working jog					
3	K-B	Continue on the rail, working jog	Balance and bend in the corners and turn; regularity and quality of the jog.				
	B	Turn left, working jog					
4	X	Circle left 20m, working jog	Balance and bend on circle; regularity and quality of the jog; willing, smooth transition; regularity and quality of the lope.				
	Before X	Develop working lope, left lead					
5	X	Circle left 20m, working lope	Balance and bend on circle; regularity and quality of the lope; willing, smooth transition, regularity and quality of the jog.				
	Before X	Develop working jog					
6	E	Turn left, working jog	Balance and bend in the turn and corners; regularity and quality of the jog; willing, smooth transition; regularity and quality of the walk.				
	A	Working walk					
7	F-X-H	Change rein, free walk	Horse willing to freely stretch the neck forward and down; relaxation; swing through the back; ground cover; regularity and quality of the walks; balance and bend in corner; willing, smooth transition.		2		
	H	Working walk					
8	C	Working jog	Willing, smooth transition; regularity and quality of the jog; balance and bend in turn.				
	B	Turn right, working jog					
9	X	Circle right 20m, working jog	Balance and bend on circle; regularity and quality of the jog; willing, smooth transition; regularity and quality of the lope.				
	Before X	Develop working lope, right lead					
10	X	Circle right 20m, working lope	Balance and bend on circle; regularity and quality of the lope; willing, smooth transition, regularity and quality of the jog.				
	Before X	Develop working jog					
11	E	Turn right, working jog	Balance and bend in the turn and in corners; regularity and quality of the jog.				
	E-M	Continue on the rail, working jog					
12	M-X-F	One loop, working jog	Balance and correct bend on loop and in corner; regularity and quality of the jog.		2		
13	A	Down centerline	Balance and bend in the turn; straightness; willing smooth transitions; regularity and quality of the walk and jog.				
	Between A & X	Develop working walk for 6-8 steps, then develop working jog					
14	G	Halt through the walk, salute	Straightness; regularity and quality of the jog; willing, smooth transition to walk; balance in downward transition to square, straight halt; immobility.				

Leave arena at A in a walk with looped or long reins.

## 2021 MACOMB COUNTY 4-H MINI & DRAFT HORSE SHOWBILL

1	13-19	Sr. Showmanship	34	13-19	Sr. Cloverleaf
2	8-12	Jr. Showmanship	35	8-12	Jr. Cloverleaf
3	5-7	CS Showmanship	36	5-7	CS Cloverleaf
4	8-19	Draft Showmanship	37	8-19	Draft Cloverleaf
5	5-7	Draft CS Showmanship	38	5-7	Draft CS Cloverleaf
6	8-19	Halter	39	13-19	Sr. Poles
7	8-19	Solid Color	40	8-12	Jr. Poles
8	5-7	CS Solid Color	41	5-7	CS Poles
9	8-19	Multi-Color	42	8-19	Draft Poles
10	5-7	CS Multi-Color	43	5-7	Draft CS Poles
11	8-19	Grooms	44	13-19	Sr. Musical Buckets
12	5-7	CS Grooms	45	8-12	Jr. Musical Buckets
13	13-19	Sr. Jumping	46	5-7	CS Musical Buckets
14	8-12	Jr. Jumping	47	13-19	Sr. Command
15	13-19	Sr. Versatility	48	8-12	Jr. Command
16	8-12	Jr. Versatility	49	5-7	CS Command
17	8-19	Draft In Hand Trail	<b>BREAK 20 For Costume change</b>		
18	5-7	Draft CS In Hand Trail	50	8-19	Draft Costume
19	13-19	Sr. In Hand Trail	51	5-7	Draft-CS Costume
20	8-12	Jr. In Hand Trail	52	13-19	Sr. Costume
21	5-7	CS In Hand Trail	53	8-12	Jr. Costume
<b>BREAK 10 MIN</b>			54	5-7	CS Costume
22	8-19	Draft Ground Driving	55	5-19	Draft Trick
23	5-7	Draft CS Ground Driving	56	5-19	Trick
24	8-19	Draft Obstacle Ground Driving	57	5-19	Draft Liberty
25	5-7	Draft CS Obstacle Ground Driving	58	13-19	Sr. Liberty
26	8-19	Ground Driving	59	8-12	Jr. Liberty
27	5-7CS	Ground Driving	60	5-7	CS Liberty
28	13-19	Sr. Open Driving			
29	8-12	Jr. Open Driving			
30	8-19	Draft Cart Driving			
31	13-19	Sr. Obstacle Driving			
32	8-12	Jr. Obstacle Driving			
33	8-19	Draft Under Saddle			

**LUNCH**



#### In Hand Trail Draft Pattern (9-19)

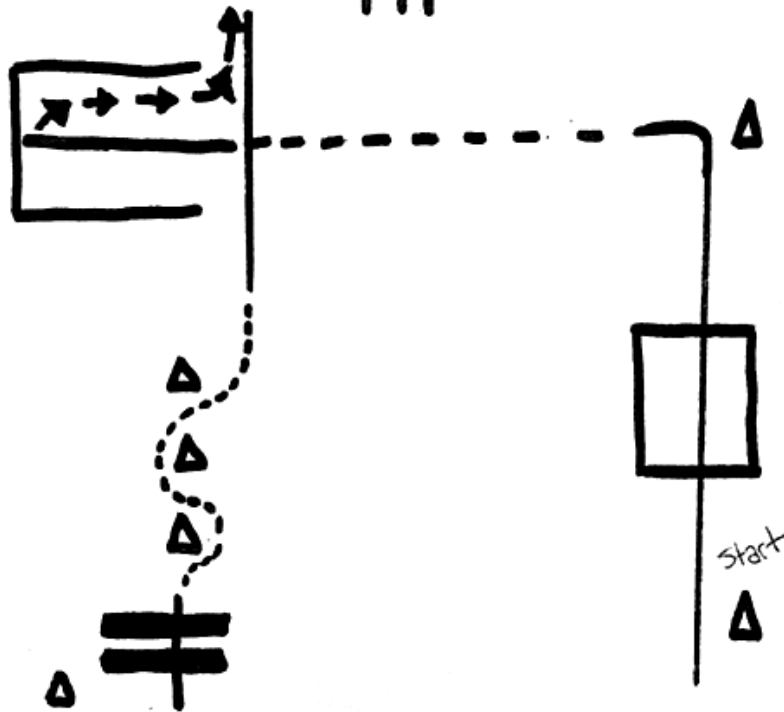
1. Start on the left of the cone.
2. Weave the three cones at a trot.
3. Trot into the box, back out.
4. Continue at a walk between the two poles.
5. Walk over the three ground poles.
6. Walk into the box, stop, ground tie your horse and walk around the box.
7. Trot out of the box.
8. Break down to a walk before the tarp and walk over the tarp.
9. Exit the arena at a walk.

#### Cloversprout

1. Start on the left side of the cone
2. Weave the two cones at the trot then break down to the walk.
3. Walk to cone 2. Stop and back to cone 1
4. Pick up the walk and walk over the tarp.
5. Exit the arena at a walk.

[illegible]

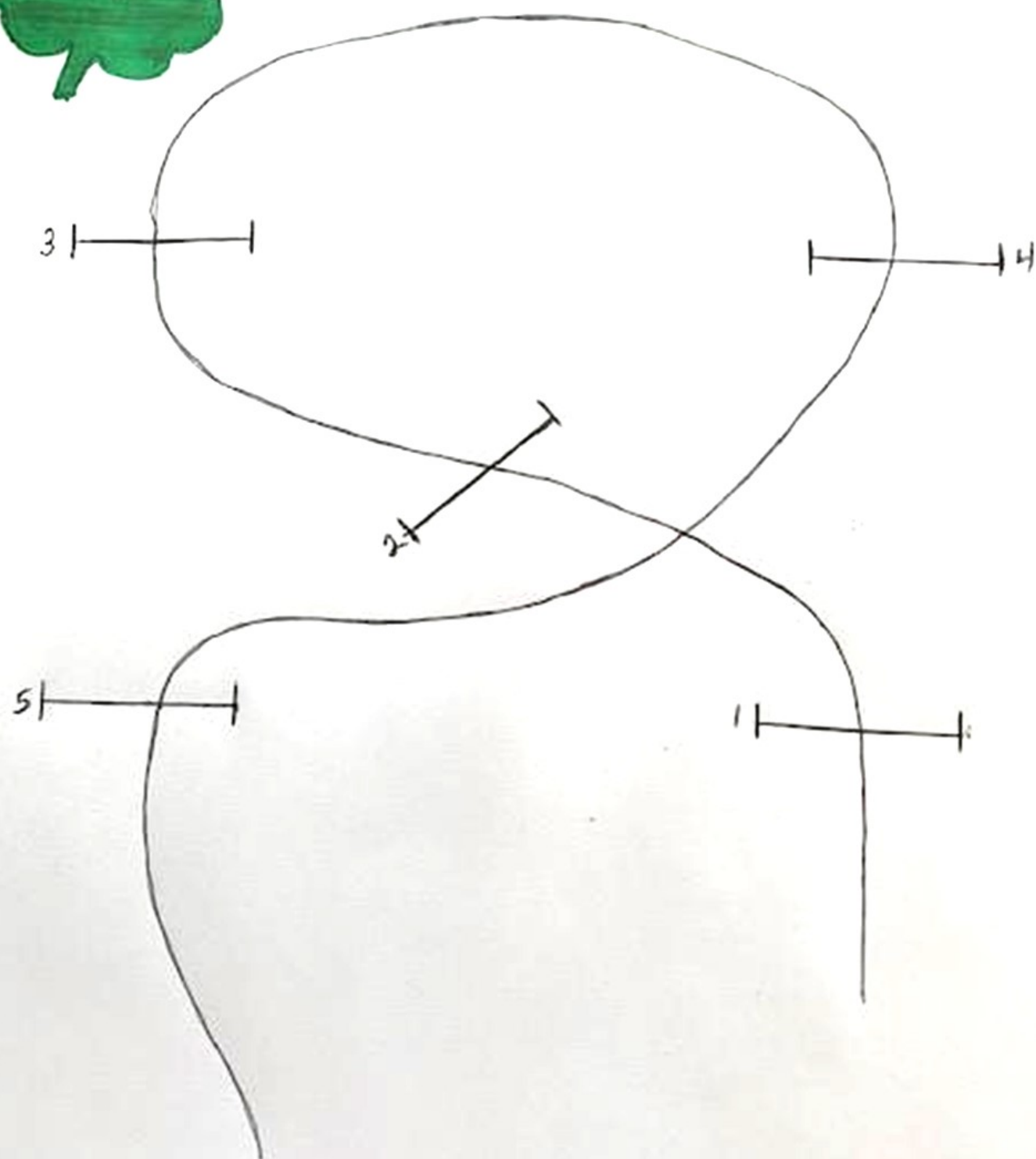
9-19



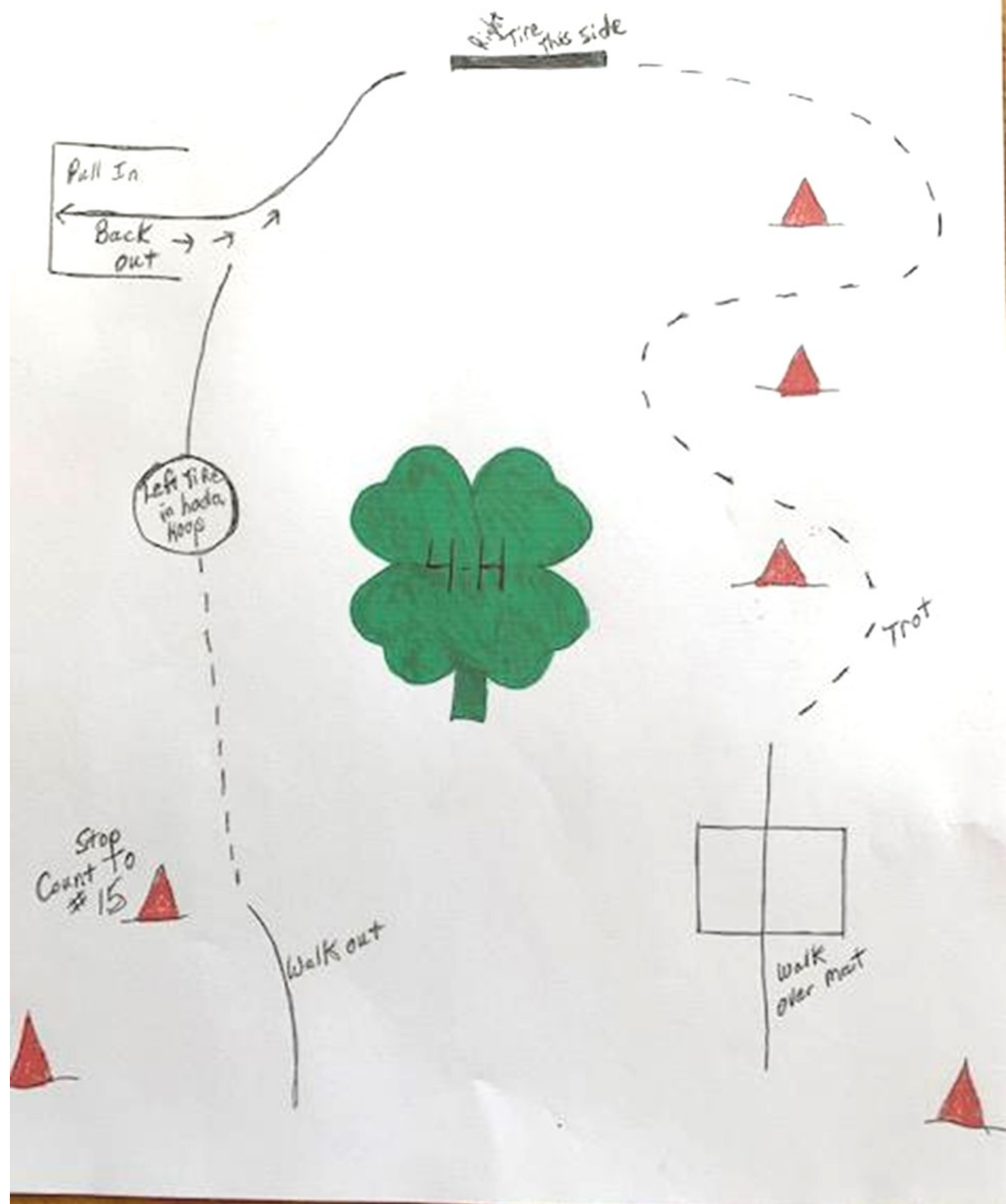
1. Start at the left side of the cone.
2. Walk over the tarp
3. Pick up the trot
4. Walk into the box and back to the left.
5. Weave the cones at the trot
6. Walk over the two ground poles
7. Exit the arena at a walk.



## 2020 Miniature Jumping



# 2020 Obstacle Driving





# 2020 Miniature Trail



STOP  
Put containers  
over back of  
horse - Trot To  
cone

Set containers  
Down

SIDE PASS

TROT

360°  
Turn  
Front  
feet

~~Clover Sprouts~~

Back  
Through

walk To  
circle with  
horses front  
feet in circle  
- Count To 5 -

walk  
over  
mat

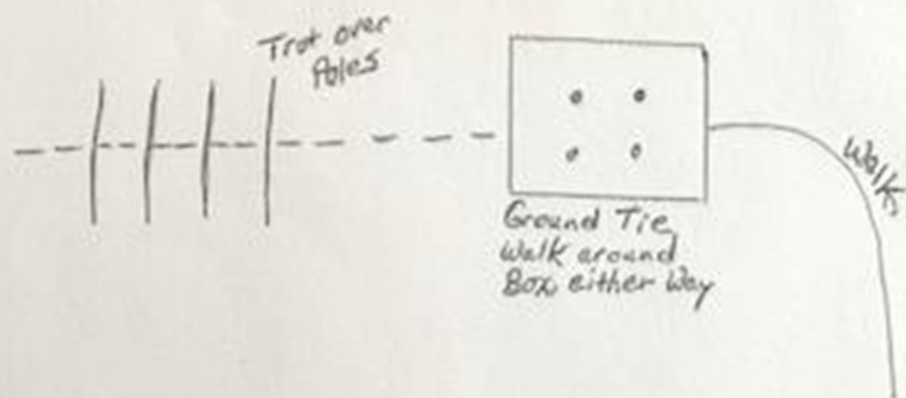
walk

# 2020 Miniature Versatility



3 Trail Obstacles

2 Jumps

Showmanship Pattern



Jumps



Walk




(X) Judge

Turn  $\frac{1}{2}$  way  
Trot  $\frac{1}{2}$  way  
do 360° Turn  
Trot Back To line


360°

Walk To Judge  
& set up

# **BIT OF LUCK 2021**








*Congratulations*

*Audrey!*

*Class of 2021*





Audrey,

You are conscientious, loyal and brave! We are so proud of you and your accomplishments. Wishing you and Cinnamon luck for your best show season yet. Now go have some fun!

All our love,  
Mom and Dad



Wishing

Bit of Luck



4-H Club

Exhibitors a fun & safe summer!

Aaron~Aubrie~Audrey~Brooklyn~Cade~Gracelynn~  
Kristina~Logan~Remy~Vivian~Vaino



Ms. Crystal

Good Luck  
**Aaron Pollock**  
&

All Miniature &  
Lightweight  
Exhibitors

**Mobil**

16500 32 Mile Road  
Ray, Michigan 48096

**MOBIL EXPRESS**

Open 24 Hours

**SAMIER SABA**  
MANAGER

TEL. (586) 336-0519  
FAX. (586) 336-0507

• Off-Road Diesel • Kerosene  
Diesel • Propane • Beer

**SUBWAY**

CALL/FAX AHEAD

TEL. (586) 281-3412  
FAX. (586) 281-3289

**Mobil**

3983 Van Dyke  
Almont, Michigan 48003


**MOBIL-X**

**HABIB SABA**  
MANAGER

TEL. (810) 798-2886  
FAX. (810) 798-2767

• Diesel • Kerosene  
• Propane • Beer • Liquor





Good Luck Cade  
Bollaert with your  
miniature horse,  
Dawson!!!!!!!!!!!!!!

Love,

Mom, Dad and Caleb



color  
STREET

Crystal Pollock  
Independent Stylist

[mycolorstreet.com/crystalpollock](http://mycolorstreet.com/crystalpollock)  
[cmpollock@comcast.net](mailto:cmpollock@comcast.net)  
(810) 397-5240


7

*Best of Luck*  
*Audrey & Brooklyn showing Cinnamon*  
*Aaron & Remy showing Maggie*



Good Luck

Aaron & Maggie  
**2021**



Love,  
Mom & Dad



Brooklyn  
Logan

Aubrie

Vivian

Yaino

Best of Luck  
to the  
Bit of Luck  
4-H Club Members  
2021

Cade

Audrey

Remy

From the Schulz's

Gracelyn


Kristina

Aaron





***Congratulations!  
and Best of Luck to you  
Aaron Pollock  
and  
Cade Bollaert  
Class of 2021  
From the Schulz's***




**Go Get Em' Vaino and Viv!**

**Looking forward to seeing  
you shine!**

**Hard Work and Dedication  
Pays off!**

# Boots N Spurs 2021







BACK IN THE SADDLE,  
**JENNA SWINKOWSKI &  
HER TENNESSEE WALKING HORSE,  
EXCLUSIVE TOP SECRET, "NICK"**  
SHOW 'EM HOW IT'S DONE  
YOUR LAST 4H SEASON, YOU'RE GETTING TOO OLD!!  
HAVE FUN!!  
LOVE, MOM, DAD, & JORDYN



**GOOD LUCK HARLEIGH AND HURRICANE DOLLY!!!  
THIS IS GOING TO BE AN AMAZING SEASON!  
LOVE,  
MOM, DAD, SEAN AND AMBER**







Good luck to you  
and Remi. Hope  
you have a great  
show season! Love,  
Heather, Mike &  
Paisley






*This past year has been so challenging for everyone especially those seniors who missed out on so many memories. We are looking forward to watching you show and want you to know that we are very proud of you and wish that you have an awesome show season with Remi. Hopefully he won't be too fat and sassy since he has had so much time off.*

*Love, Mom & Dad.*





Clinton Township, MI



Sass N Class Boutique

Amanda Sienicki  
Independent Paparazzi Consultant  
asncboutique@gmail.com  
Romeo, MI  
(586) 540-7089




Lee Sienicki  
23300 Northwestern Hwy.  
Southfield, MI 48075  
  
SUPPLY CHAIN MANAGER  
Phone +1 248 727-6337  
Mobile +1 248 727-9777  
lee.sienicki@elringklinger.com  
www.elringklinger.com



**Ray Robinson**  
Realtor/Sales Associate

(406) 752-1000 Office  
(406) 370-0083 Cell  
241 Main Street  
Kalispell, MT 59901  
rayrobinsonkalispell@yahoo.com



Scott Wissel  
Consultant ID#173496  
810-525-1367  
pdelray81@yahoo.com  
Pinkzebrahome.com/princeofscents

**ROCCO HANDMADE**

HANDCRAFTED GOODS  
MADE IN MICHIGAN  
SINCE 2018



FACEBOOK.COM/ROCCOHANDMADE33  
@ROCCOHANDMADE33



INSTAGRAM.COM/ROCCOHANDMADE  
@ROCCOHANDMADE

EMAIL:  
ROCCOHANDMADE33@GMAIL.COM

BRIAN NAWROCKI  
"ROCCO"



**ROCCO HANDMADE**



Blinds | Shades | Shutters

On-Site Cleaning,  
Sales & Service

(586) SPARKLE  
(586) 772-7553

sparkleblinds@sbcglobal.net

sparkleblinds.com



Sarah Woolman  
Independent Stylist

https://www.colorstreet.com/sparklingnailsbysarah  
sarahraeann521@icloud.com  
8109418618





“We are so proud of Kenzie. She has been riding for a short 10 months and has found the very best version of herself in riding horses. She has grown immensely over the last 10 months in everything she does (happiness and confidence are especially noticeable). Kenzie and Kahlua are a perfect fit for each other, learning and growing together”.



TAKE PRIDE IN HOW FAR YOU  
HAVE COME AND HAVE FAITH  
IN HOW FAR YOU CAN GO.



# Just For Fun





**2021**  
**Maddie & BEAU**  
**Have a great show season!**





**Good Luck**  
**Sydney Pallas & Trevor**





**Teagan & Ace 2020**





## **Taryn + Gianna**

*“ There is no secret so close as that between a girl and her horse ”*

Taryn Lake

Macomb County

Just For Fun Draft Horse Club 2019-2020

Because of 4H, I learned to be strong and face disappointment and heartache, and keep going.

I started showing in the 4H Draft Horse Club when I was a Clover Sprout. I was seven years old. My first year in 4H, my horse died before the second show. I wouldn't be able to earn any more points that year and I wouldn't be able to show at Armada Fair with the other kids in my Club. My heart was broken over losing my horse, and I felt left out because that year was over for me. The 4H rules say that a person can only have one project in a year and that was hard for me to understand at seven years old. But then the leader of my club made me a costume so I could be included in the next show in costume class. I walked that class with another girl from my Club, and her horse, and that made me feel better. Because of 4H I learned that people in your Club will try to help you through the hard times.

I came back the next year with a new project, and for the next three years nothing bad happened. Because of 4H, I kept going and learned how to show my horse, I learned the judges wanted me to be better each time that I showed, and I learned the rules from the different classes thanks to my club leader.

The Armada Fair is the most important show of the year for our 4H club. My sister and I were in the middle of classes when my horse got hurt. She needed stitches on her eye and I wasn't going to be able to finish showing. I was scared for my horse, and upset that she was hurt, but also upset that I couldn't finish the classes that I looked forward to. After the 4H classes were over, the announcer and the judge heard what had happened to my horse and they came to see if everything was OK. Because of 4H I realized that people care even if they don't really know you. I learned a lot of lessons from my Club and from the 4H rules, and the judges, and because of 4H, I think I am lucky.

I am writing this in memory of my horse Diamond.



# **RAY'S RIDING RASCALS**





**Good Luck Molly and Hannah!**


**Love, Grandma Tobin**





*Hannah Tobin you are fantastic! Don't ever stop reaching for greatness! ❤️ -Haley*

PIC•COLLAGE




*Molly Tobin you are amazing! Don't ever stop reaching for greatness! ❤️ -Haley*

PIC•COLLAGE





GOOD LUCK HANNAH!



Love, Mom and Dad






Good Luck Molly!



Love, Mom and Dad







## Congratulations Morgan!

We are so proud of the rider you have become.

You and Tempest are a perfect team.

Have a great show season!

*"PRACTICE like you've never won.*

*PERFORM like you've never lost."*

All our love –

Mom & Dad

Papa & DiDi

Uncle Frank, Aunt Julie & Kyan





*"Whatever you do, work at it with  
all your heart, as working for the LORD,  
not for men."* ~ Colossians 3:23

Washington Twp, MI 48095  
P: 586-484-3011  
F: 586-281-3261  
E: [jmeldrum\\_mlc@yahoo.com](mailto:jmeldrum_mlc@yahoo.com)



## Welcome to Meldrum Landscape Construction

Meldrum Landscape is complete design build company from full renovations to new construction. We have a knowledgeable and experienced staff that handles every project. Whether the project is big or small we value every customer the same and strive to exceed their expectations. Every job is its own special project. The owner oversees every project from beginning to end. Our objective is to create long lasting relationships with our customers so that we can serve them year after year. We strive to be a company that you would refer to your friends and family.



[HOME](#) | [PHOTO GALLERY](#) | [TESTIMONIALS](#) | [OUR SERVICES](#) | [CONTACT US](#)


2013 © Copyright Meldrum Landscape Construction. All rights reserved.

[Website Designed & Maintained by Spectrum Net Designs, Inc.](#)

# Good Luck Gavin Throop!!!!!! 2021



# WOODS-UTICA SEPTIC SERVICE



Complete Septic Service & Field Installation

**Phone |** 586.752.2960  
800.808.6560

**Address |** 68730 Campground  
Washington, MI 48095

**E-mail |** [woodssepticsevice@hotmail.com](mailto:woodssepticsevice@hotmail.com)



### **ISABELLA MILLER & NITE TIME MERCEDES -**


It was like yesterday (10 years ago to be exact) that you got on a horse (Rhett) and while you were so scared, you were so excited! After hours of being at the barn, riding, training, grooming, sweating, freezing, all the tears, and laughter, emergency dismounts, the barn taught you respect, compassion, and a lot of hard work. You met some pretty amazing people along the way! We can't be prouder of the beautiful, smart, funny, hardworking woman you have become!




We wish you all the luck for your best year yet!

Love,  
Mom, Dad and Sean











# **Juliana and Smiley**

“There are no limits to your dreams”



You and Smiley are amazing!

We're so proud of you and we love you more than words can say.

Love, Mom, Papa & Nana







*Armada*  
grain company

73180 Fulton PO Box 918 • Armada Michigan 48005  
586-784-5911 • fax 586-784-5918  
[www.armadagrains.com](http://www.armadagrains.com)



**FAMILY  
Farm & Home**

66030 Van Dyke  
Washington, MI 48095  
[www.familyfarmandhome.com](http://www.familyfarmandhome.com)

P 586.697.4090  
F 586.336.0615

Detroit Horse Power wants to wish  
**Morgan Byrd *and* Tempest**  
the best of luck this show season!



DETROIT  
**HORSE  
POWER**

We teach urban youth to ride and care for horses as a way to develop critical skills that will set them up for future success. Our planned urban equestrian center will be built on repurposed vacant land in Detroit and offer year-round youth programming while supporting a stronger community.

Learn more about Detroit Horse Power at [www.detroithorsepower.org](http://www.detroithorsepower.org)

# UNLEASHED







**Kyla & Wonder,**

**Follow your patterns, go over the jumps, trot  
through the trails, circle the barrels and never  
give up on your dreams. We are so proud of  
you. Congratulations on your 2021  
graduation!**

**All our love,**

**Your family**



**Brooke & Copper,  
Good luck showing this season and have loads of fun! We love you,  
Your Family**