

Montcalm County



Cavy Project Record Book

Cloverbud - Ages 5 to 7 Years

Name: _____


Address: _____

4-H Club: _____

4-H Leader: _____

4-H Age (as of 1/1): _____ Years Showing 4-H Cavies: _____

Record Started: _____ Record Closed: _____
month/day/year month/day/year



MICHIGAN STATE | **Extension**
UNIVERSITY



MSU is an affirmative-action, equal-opportunity employer. Michigan State University Extension programs and materials are open to all without regard to race, color, national origin, gender, gender identity, religion, age, height, weight, disability, political beliefs, sexual orientation, marital status, family status or veteran status.

Rev. 11/2014

Objectives of the 4-H Cloverbud Cavy Project

1. To gain experience caring for cavies.
2. To explore cavy breeds and feeds.
3. To participate in group activities within your 4-H club.



NOTE:

- ☺ Cloverbud projects are for the child to explore and discover project areas.
- ☺ Cloverbud projects are not to be judged or placed in any 4-H activity.
- ☺ Cloverbuds will participate in cavy showmanship in the Cloverbud class.
- ☺ The responsibility of animal ownership should not lie solely with the child, but with the parents also.
- ☺ Safety of the child should be the primary concern of the Cloverbud project.

4-H Leader's Signature: _____

MSU Montcalm Extension
211 W. Main Street, P.O. Box 368
Stanton, Michigan 48888
<http://msue.anr.msu.edu/county/info/montcalm>
Phone: (989) 831-7500
Fax: (989) 831-7515

Cloverbud Cavy Project Summary

1. Please check what you or your family has:

_____ Sow(s)

_____ Boar(s)

_____ Kindled Litters (babies)


2. Number of 4-H meetings that I attended: _____.

3. What breed is your cavy? _____.

4. What sex is your cavy? _____.

5. What variety is your cavy? _____.

Draw a Picture of Your Cavy



Project Story

With the help of your leader, teen leader, parent or adult helper answer the following questions about your project.

1. The most important thing I learned was:

Handwriting practice lines for question 1, consisting of multiple sets of solid top and bottom lines with a dashed midline.

2. Things I want to learn more about are:

Handwriting practice lines for question 2, consisting of multiple sets of solid top and bottom lines with a dashed midline.

Cavy Equipment



Candy



Ice Cream



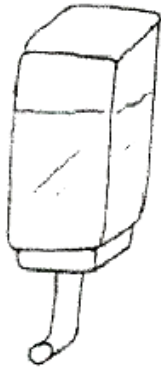
Safety Pin



Pellets



Carrots




Water



Book



Lettuce



Box



Soda



Wood



Apples

CIRCLE What cavies should use

SQUARE What people should use

HINT: Some should have **BOTH**

Housing

1. What type of housing do you use? *(Check all that you use.)*

- Plastic
- Plastic and Wire
- Wire Cage
- Other _____

Feeding

1. What kind of food do you use? *(Check all that you feed.)*

- | | |
|--------------------------------------|--------------------------------------|
| <input type="checkbox"/> Carrots | <input type="checkbox"/> Pellets |
| <input type="checkbox"/> Apples | <input type="checkbox"/> Fresh Water |
| <input type="checkbox"/> Hay | <input type="checkbox"/> Lettuce |
| <input type="checkbox"/> Other _____ | |

2. When do you feed your cavy(s): *(Check all that apply.)*

- Morning
- Noon
- Afternoon
- Evening
- Other _____

3. The most important item to give your cavy everyday is? _____

4. Cavies need this vitamin added to their diet everyday to keep them healthy.

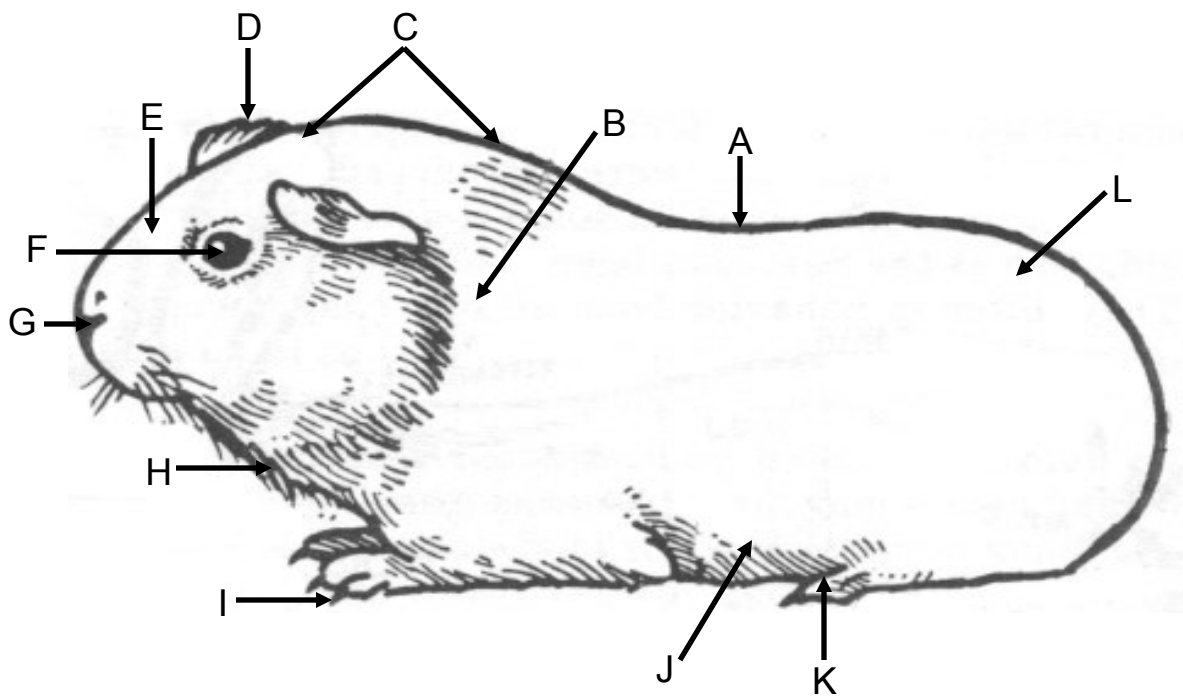
Feeding *(continued)*

4. Attach your feed slip here.

Attach Feed Slip Here

5. What are some good sources of vitamin C?

Know Your Cavy Parts



_____ BACK

_____ FORE FEET

_____ CHEST

_____ HIND FEET

_____ CROWN

_____ HINDQUARTERS

_____ EARS

_____ NOSE

_____ EYES

_____ SHOULDERS

_____ FACE

_____ SIDE OF BODY

Word Scramble

*With the help of your leader, teen leader, parent or adult helper,
unscramble the 9 breeds of cavies listed below.*

1. O O R E N T C

2. V U P I A N E R

3. D E Y T D

4. S K L I I E

5. M E C A A N I R

6. H T W I E D R E S C T E

7. X E E T L

8. S I S N N A Y A B I

9. M E C I A A N R T N I A S

Abyssinian

Coronet

Teddy

American

Peruvian

Texel


American Satin

Silkie

White Crested

Color Picture

Color the picture to look like your cavy that has just won.



Cavy Word Search

E C A R R O T S T
T A G S W A T E R
B V I T A M I N S
D Y X U M A E H H
R P E L L E T S A
O P R B O X D O V
D T S O D B E W I
E R N A A I O A N
N V B R E E D C G
T C A G E C B D S

BOX

BREED

BOAR

CAGE

CAVY

CARROTS

PELLETS

RODENT

SHAVINGS


SOW

TAG

VITAMINS

WATER

Cavy Project Photos



Be Creative. The more photographs, the better! You are encouraged to be in the photo with your Cavy project animal(s). You should also include captions on your pictures that at least include the date of the photograph. You may use additional pages.