



Junior

Osceola County 4-H Rabbit & Cavy Project Record Book

Check those that apply:

- Rabbit _____
- Pen of three Market Rabbits _____
- Single Fryer Rabbit _____
- Market Roaster Rabbit _____
- Cavy _____


Name: _____

Number of years in the Project: Rabbit _____ Cavy _____

Fair Age as of January 1st, of the current year: _____

4-H Club: _____

Leaders: _____

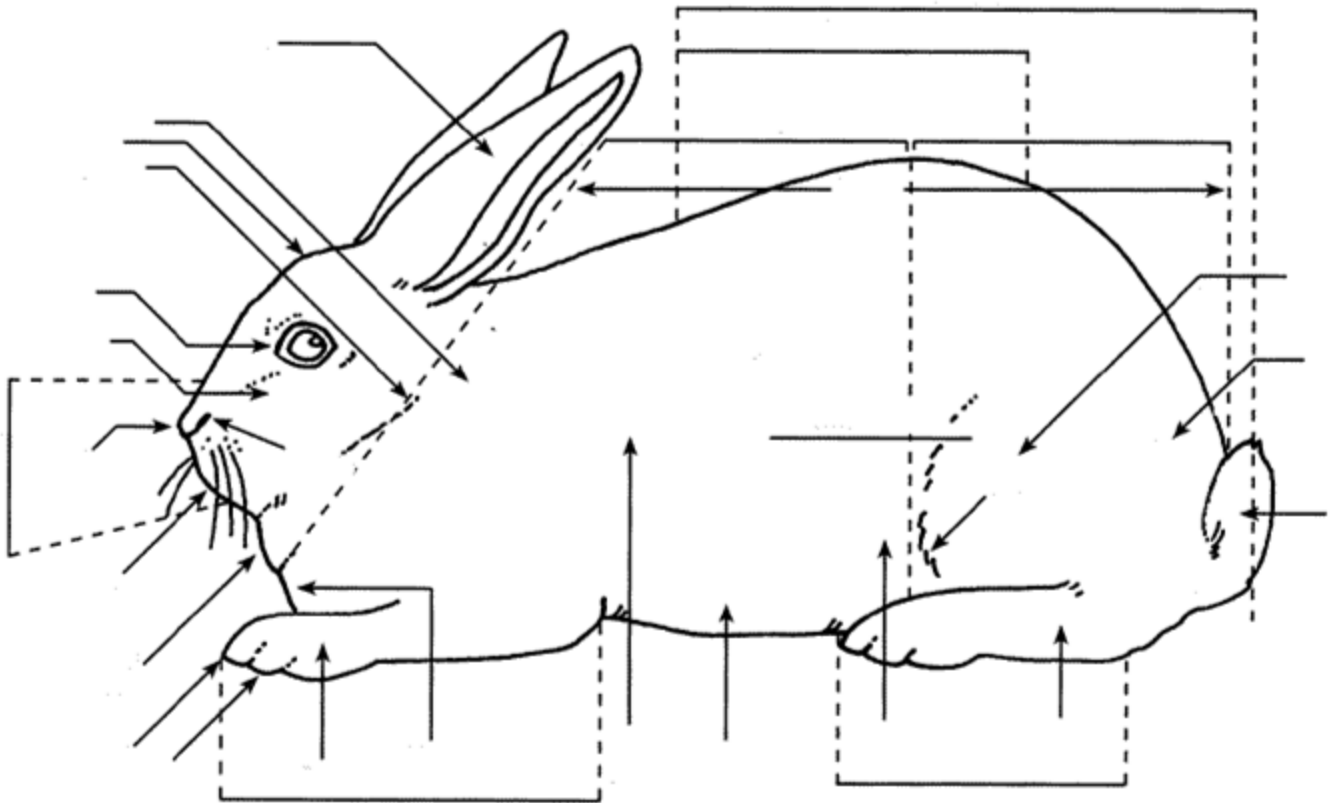


Objectives of All 4-H Rabbit & Cavy Projects

1. To gain knowledge and skills in managing and caring for rabbits & cavies.
2. To learn to select quality rabbits or cavies and how to feed them balanced rations that will maintain appropriate health.
3. To maintain management records to base decisions regarding feed, production and breeding.
4. To participate in group-activities and to assume responsibility in the 4-H rabbit and cavy program.
5. To gain satisfaction from completing a project to the best of your ability.
6. To let the member learn the possibilities of marketing rabbits or cavies for breeding stock, and/or contribute to the family table with rabbit meat.
7. To let the member experience competing through a positive show experience with rabbit or cavies at the local area shows or the State 4-H Rabbit & Cavy Show.
8. To extend learning into various associations and/or local clubs to further educational opportunities within the project area.



Parts of a Rabbit - Label all parts with the correct number



- | | | |
|-----------------|------------------|--------------|
| 1. Ear | 15. Ribs | 29. Toenail |
| 2. Saddle | 16. Knee/Stifle | 30. Nostrils |
| 3. Hip | 17. Foot | 31. Dewlap |
| 4. Hind Leg | 18. Nose | |
| 5. Foreleg | 19. Neck | |
| 6. Muzzle | 20. Back | |
| 7. Shoulder | 21. Midsection | |
| 8. Forequarters | 22. Tail | |
| 9. Rump | 23. Flank | |
| 10. Hock | 24. Toe | |
| 11. Chest | 25. Cheek | |
| 12. Mouth | 26. Forehead | |
| 13. Eye | 27. Hindquarters | |
| 14. Loin | 28. Belly | |

Rabbit Breeding Record (Doe)

Name: _____ DOB: _____ Weight: _____ Breed/Variety: _____

Ear #: _____ Sire: _____ Dam: _____ Palpate Date: _____

Breed Date	Buck Ear #	Nest Box Date	Due Date (31 days)	Kindled Date	# Born Alive	# Born Dead	# Kits Weaned	8-week weight

Comments: _____

Name: _____ DOB: _____ Weight: _____ Breed/Variety: _____

Ear #: _____ Sire: _____ Dam: _____ Palpate Date: _____

Breed Date	Buck Ear #	Nest Box Date	Due Date (31 days)	Kindled Date	# Born Alive	# Born Dead	# Kits Weaned	8-week weight

Comments: _____

Rabbit Tattoo Log

Tattoo	Sex	Sire	Dam	DOB	6-wk. weight	8-wk. weight	10-wk weight

Market Pen of 3 Ear Numbers: _____, _____, _____ lbs.

Market Pen of 3 Final Weights: _____, _____, _____ lbs.

Single Fryer Final Weight: _____ lbs.

Market Roaster Rabbit

Tattoo	Sex	Sire	Dam	DOB	4 mo. weight	5 mo. weight	6 mo. weight

Market Roaster Final Weight _____ lbs.

_____ Income/Expense Summary
(Year)

Income:	\$
Rabbit Sales	\$
Miscellaneous Income	\$
Total Income	\$
Expenses:	
Rabbits Purchased	\$
Feed Purchased	\$
Miscellaneous Expenses	\$
Total Expenses	
Financial Summary (Total Income - Total Expenses)	\$
Circle one	Profit / Loss

Comments: _____

Junior Rabbit Educational Questions

1. Describe what sore hocks are on a rabbit: _____

2. Define a dewlap as found in rabbits: _____

3. What are the two fur colors in fur classes of rabbits? _____ fur
_____ fur
4. What are crooked legs on a rabbit : _____

5. Describe a quality coat of fur in a rabbit: _____

6. What are ear mites on a rabbit? _____

7. Describe buck teeth in a rabbit? _____

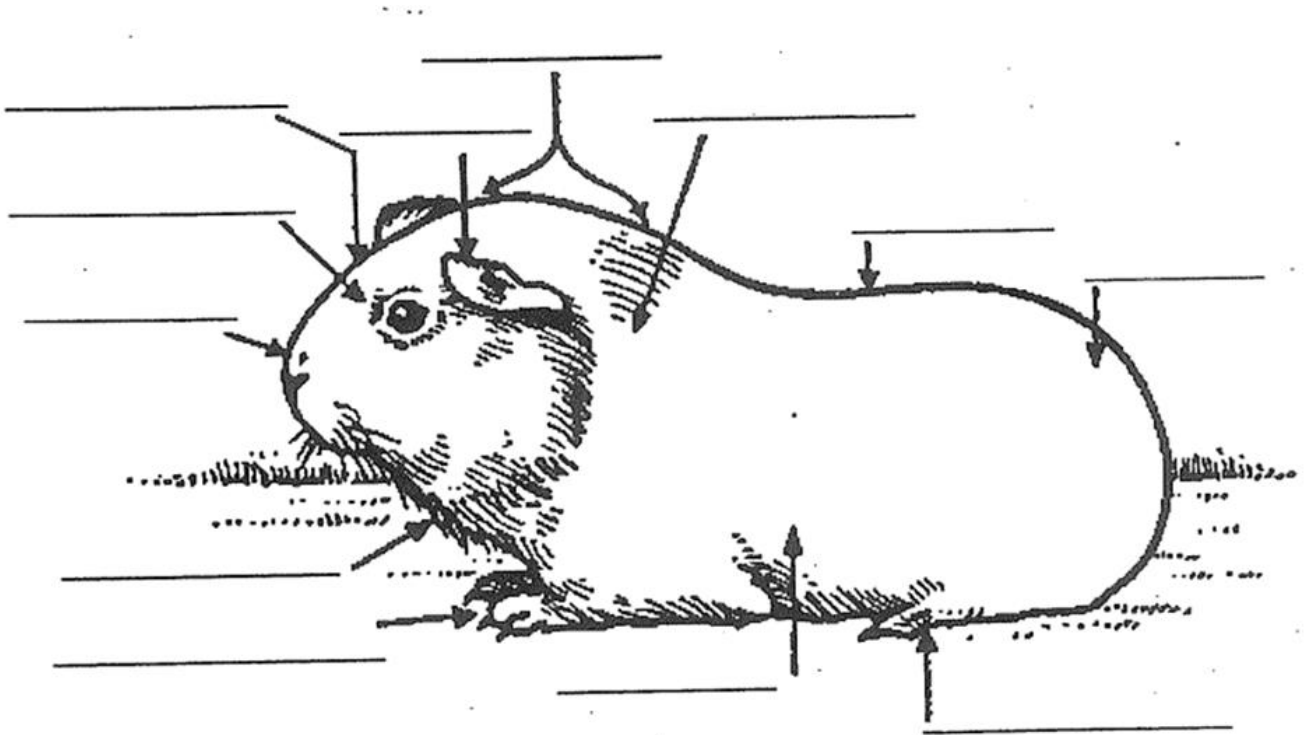
8. Name two types of parasites that affect rabbits: _____

9. Name the six body types in rabbits: _____

10. How many breeds of rabbits are recognized by the ARBA in the current year? _____
11. The permanent identification mark is found in what ear on a rabbit? _____ ear
12. Name the disease that causes the rabbit to inflammation of the mammary glands?

13. Describe fur mites or mange: _____

Intermediate Cavy Records



Name the body parts of the cavy from the list below:

- | | |
|-----------------|------------------|
| 1. Eye | 8. Crown |
| 2. Side of Body | 9. Chest |
| 3. Face | 10. Back |
| 4. Nose | 11. Shoulder |
| 5. Ear | 12. Fore Feet |
| 6. Hind Feet | 13. Hindquarters |
| 7. Mouth | |

Answer the following questions:

1. What is the gestation period for a cavy? _____ - _____ days

2. Name the weights for each classification of cavies:

Junior: _____ - _____ oz.

Intermediate: _____ - _____ oz.

Senior: _____ - _____ oz.

3. Name 2 diseases that result in disqualifications for cavies:

a. _____

b. _____

4. Name the showroom classes by age for cavies:

_____, _____, _____

5. Name the vitamin a cavy must have every day: Vitamin _____

6. Name three long-haired breeds of cavies:

_____, _____, _____,

7. What human disease are cavies very susceptible to catch? _____

9. Which ear does the cavy ear tag go in? _____ ear

Photos

Photos