



Osceola County 4-H Record Book

Poultry

Senior (15-19)

--	--

Place Beginning project picture Here

Place Ending project picture Here

Name: _____

Birthdate: _____ **Fair Age (as of Jan. 1)** _____

Address: _____

Club: _____

Years in 4-H: _____ **Years in Project:** _____

Member's Signature: _____

Parent's Signature: _____

Leader's Signature: _____



4-H Information



4-H History

Answer the Questions

4-H was founded in the year?

Who founded 4-H?

In which state was 4-H founded?

In which county was 4-H founded?

The 4-H Motto

Fill in the Blank

“ _____ ”

The 4-H Slogan

Fill in the Blank

“ _____ ”

How has 4-H impacted your life?

Describe in detail

Showmanship

Top 5 goals of showmanship are:

1) _____

2) _____

3) _____

4) _____

5) _____

List 3 ways you have improved since your previous year:

1) _____

2) _____

3) _____

List 5 ways that you can help others this year:

1) _____

2) _____

3) _____

4) _____

5) _____

Meetings / Participation

Keep track of meetings/events that you have participated in. Put a check in the appropriate month.

Description	Sep	Oct	Nov	Dec	Jan	Feb	Mar	Apr	May	Jun	Jul	Aug
Osceola Small Animal Association												
Club Meetings (list)												
General Meetings (list)												
County Events: (list)												
State Events: (list)												
Community Service: (list)												
Committees: (list)												
Other: (list)												

Examples: Shows, Clinics, Workshops, etc.

My Market Turkey Project

Final Weight	Tom or Hen	Name of Animal

1. Why did you select the Turkey project? _____

2. Name two breeds of turkeys that are well-known for meat production:

3. What is the fleshy appendix above the beak (on the head) of a turkey of either sex? _____

4. List three things you have learned about your project turkey this year.
a. _____
b. _____
c. _____

5. List 3 things you would like to change about your project turkey this year.
a. _____
b. _____
c. _____

6. What is the name for the breast bone of turkeys? _____

7. For what disease must all birds going to shows be tested for? _____

8. If you found external parasites, how should you treat them? _____

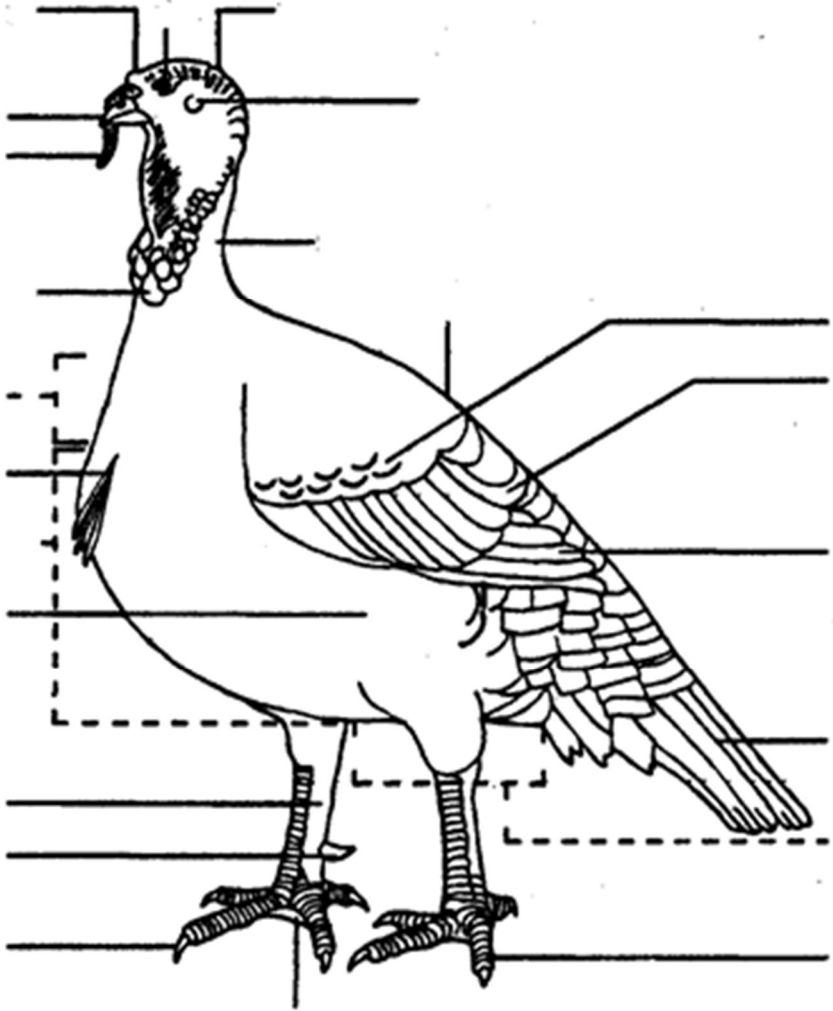
9. List 3 things you wish you would have done differently with your turkey project this year?
a. _____
b. _____
c. _____

10. How long is the incubation period for:
Chicken: _____ Turkey: _____ Duck: _____

Parts of a Turkey

Number the correct parts of the Turkey

1. Forehead
2. Foot
3. Crop Area
4. Thigh Area
5. Secondary Feathers
6. Crown
7. Back
8. Beard
9. Neck
10. Toe
11. Ear
12. Tail Feathers
13. Snood
14. Shank
15. Caruncle
16. Covert Wing Feathers
17. Primary Wing Feathers
18. Spur
19. Breast Area
20. Beak
22. Eye



21. Abdominal Area
23. Toenail

My Market Cornish Project

Pen Final Weight	Bird 1 Final Weight	
	Bird 2 Final Weight	
	Bird 3 Final Weight	
	Bird 4 Final Weight	

1. Why did you select the Cornish project? _____

2. What does Candling mean? _____

3. List 3 things you would like to change about your cornish project this year.

a. _____

b. _____

c. _____

4. Name 2 breeds of chickens that are well known for Cornish Meat projects.

5. What percent of your feed program is protein? _____

6. Are you happy with your decision with that amount of protein? Why or why not?

7. When putting your four market cornish together for your fair entry, what were you looking for in the birds that you thought the Judges and the Buyers might like? _____


8. What Biosecurity Measures do you take before and after the fair? _____

9. What is a Zoonotic Disease? _____

10. What is 1 Measure that you can take to prevent our visitors from becoming ill after visiting our fair? _____

Number the correct parts of the Chicken

1. Back
2. Neck
3. Abdominal Area
4. Eye
5. Ear Lobe
6. Tail Feathers
7. Toe
8. Shank
9. Thigh Area
10. Secondary Wing Feathers
11. Beak
12. Wattles
13. Toenail
14. Ear
15. Comb
16. Primary Wing Feathers
17. Keel Bone



My Market Broiler Project

Pen Final Weight	Bird 1 Final Weight	
	Bird 2 Final Weight	
	Bird 3 Final Weight	

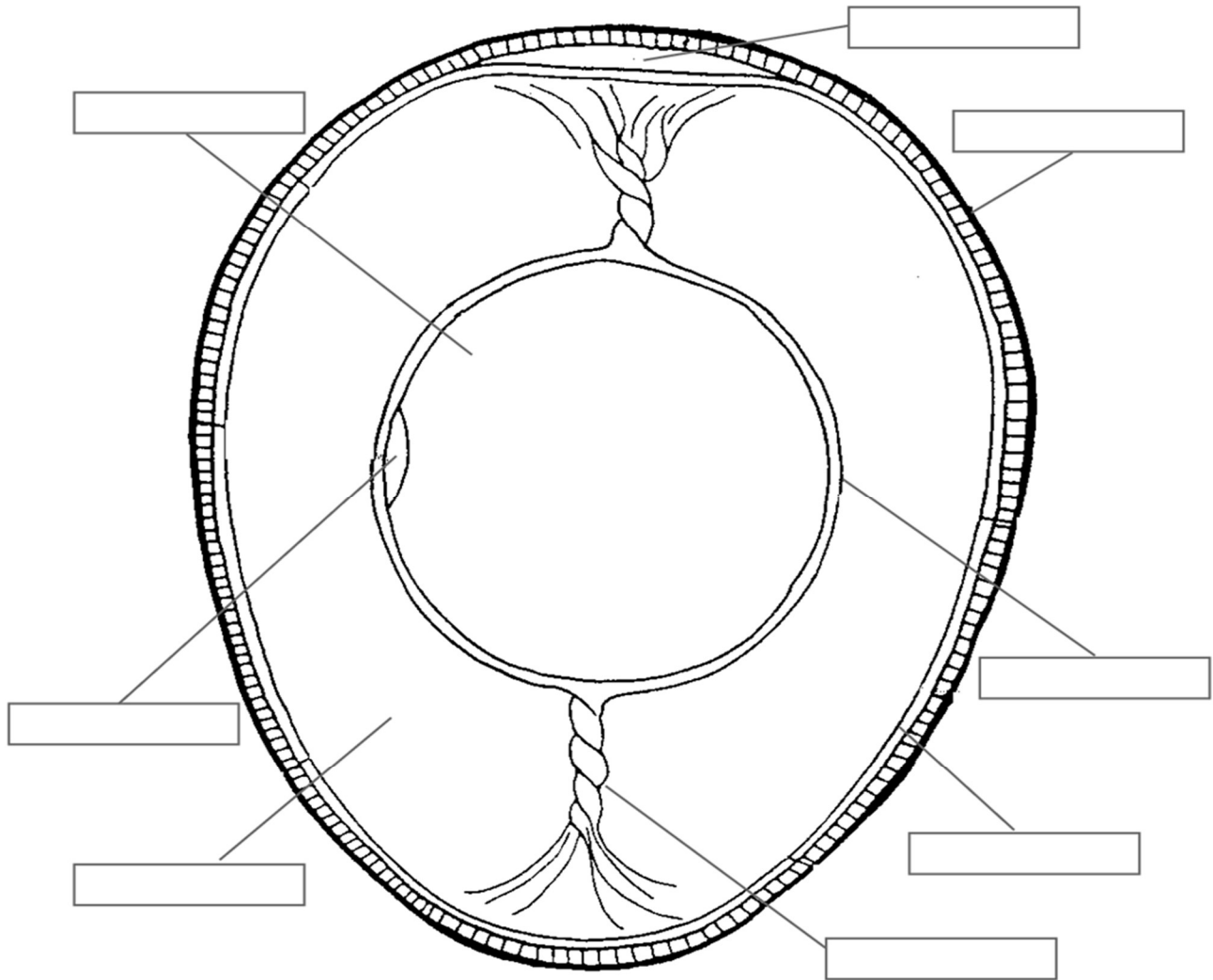
1. Why did you select the Broiler project? _____

2. What are the two purposes of chickens? 1 _____ 2 _____
3. Referring to Number 2, What do we call these types of chickens? _____
4. The short feather in the middle of the wing that separates the primary feathers from the secondary feathers is called: _____
5. To examine the contents of an egg with light is referred to as : _____.
6. Spur removal is done for what purposes: _____
_____.
7. List ways to avoid heat stress in poultry: _____
_____.
8. What test is performed on your bird before it is allowed to participate in any poultry show?

9. Referring to Question 8, what is done for a negative test result as well as a positive test result?
Negative Test: _____
Positive Test: _____
10. Explain how you house your birds: Include protection, bedding, feeding and anything else you feel is important. _____

Egg Parts

Color each part of the egg a different color and label each part of the egg.



Use each word only once:

air cell
germinal disc
vitelline membrane

albumen or white
membranes
yolk

chalaza
shell

This worksheet is a part of the Incubation and Embryology Project (<http://www.urbanext.uiuc.edu/eggs>). University of Illinois Extension, 1999.

My 4-H Poultry Project story

The motto of 4-H is "Learn by doing", each year you will learn something new by participating in a 4-H project. Please write a story that explains:

- your learning experience with your project.
- what your bird has taught you
- new skills you have gained over this project
- goals and accomplishment. Include details about any shows or exhibits you went to, and ribbons or awards you won.

Other examples that you may consider writing about include: Something that happened that was funny, sad or exciting. Challenges you faced and how you overcame them, who helped you with your project and how they contributed. Things you are most proud of. Feel free to relate your 4-H experience to other parts of your life (school, home, family, friends, etc....).

A photo of your project animal is to be attached below. This picture must include a picture of you and your bird.

