

A decorative border of red horseshoes surrounds the central text. The horseshoes are arranged in a grid-like pattern, with some rows having more horseshoes than others, creating a frame around the text.

St. Joseph County

2020

Horse Project

Rules

(Specific to St. Joseph County)

Note: All other rules can be found in the [*“Michigan 4-H Horse & Pony Project Show Rules & Regulations”*](#)

Also available on-line at:

http://msue.anr.msu.edu/resources/michigan_4_h_horse_pony_project_show_rules_regulations

St. Joseph County 4-H Horse/Pony Project Rules

Developed and approved by the St. Joseph County 4-H Horse Council

General 4-H Horse/Pony Project Rules

1. **4-H Member Project Enrollment Forms** (for any and all projects) are due in the St. Joseph County MSU Extension office by December 1 of the new project year.
2. Exhibitors in the horse and pony project area may own, borrow, lease or share their project animal(s). ***Note:** See Horse Sharing rules.
3. All 4-H Horse/Pony project animals must be registered in the St. Joseph County MSU Extension office by May 1 of the current project year. Registration information must be submitted on the **4-H Horse/Pony Project Animal Registration Form** (available from your horse club organizational leader). Members are responsible for supplying the following information regarding each project animal: name, breed, sex, age, color/distinguishing markings, plus breed registration number and/or 4-H pony county registration number where applicable. A 2" x 3" identifiable, **CLEAR FULL BODY SIDE VIEW COLOR PHOTO** must be attached to 4-H Horse/Pony Project Animal Registration Form.
4. Refer to 4-H Bulletin, **Michigan 4-H Horse, Pony & Miniature Project Show Rules and Regulations**, for 4-H horse show rules and regulations set forth by the State 4-H Horse Project Developmental Committee, including rules and regulations and information on appropriate tack and dress for a given class. **Note:** In general, the Michigan 4-H Horse/Pony/Miniature Project rules will be followed in any and all 4-H Horse Council-sponsored shows and in 4-H horse/pony/miniature classes at fair. However, the 4-H Horse Council has the authority to develop and approve, if deemed appropriate, 4-H Horse/Pony/Miniature Project rules specific to the St. Joseph County 4-H Horse Program which take precedence over state 4-H rules contained in this bulletin.
5. 4-H officials expect courteous and orderly conduct by exhibitors and attendees at 4-H Horse Project events/shows. Harassment, profanity or unsportsmanlike conduct toward show officials, judges, staff, leaders or other exhibitors will **NOT** be tolerated.

Pony & Miniature Measurement Dates/Rules/Procedure

1. All 4-H project animals intended for show in **pony and miniature classes** at any 4-H Horse Council-sponsored show (for which pony or miniature classes are offered) and/or at the St. Joseph County Grange Fair **must** be measured during the current project year in order to establish "show height". **NOTE:** If the project animal in question is five (5) years old or older, and an official St. Joseph County 4-H "show height" has been established for the animal previously, re-measurement is not necessary.
2. **Attention!** The **4-H Pony Measurement Check-In Form** must be completed and turned in to the pony measurement steward at the time of measurement. An official breed measurement card will be accepted from current year or to establish permanent show height of an animal 5 years and older.. A copy must be turned in with May 1 sign ups.

St. Joseph County Rules Governing 4-H Project Animal Changes

1. All 4-H horse/pony project animals must be registered with the St. Joseph County MSU Extension office by May 1 of the current project year on the official **4-H Equine Project Animal Registration Form**.
2. **Eligibility for Requesting a Project Animal Change:** A given 4-H member may only make a formal project animal change request if he/she has no (zero) other project animal(s) registered in his/her name for the specific discipline.
3. **Procedure for Formal Change Request:** The procedure for making a project animal change request, for those 4-H members who meet the eligibility requirement for requesting a project animal change (as noted directly above), is as follows:
 - Obtain a copy of the **4-H Equine Change Request Form** from the St. Joseph County MSU Extension 4-H website. The form requires submission of the following information:
 - Name, breed, registration number (if applicable), gender, age, color, distinguishing markings, and a color side view 2" x 3" photo of the horse/pony the member is requesting to be added to his/her official project animal registration form.
 - Name (and registration number if applicable) of the project animal to be deleted from the member's official project animal registration form.
 - Reason(s) why the project animal change is being requested.
 - Required written leader comment regarding his/her support or non-support for the project animal change being requested. Leader comment portion of the Project Animal Change Request Form **must** be completed, signed and dated by the member's own 4-H horse club leader. **Note:** The club leader is encouraged to supply any additional information, above and beyond that supplied by the 4-H member, that will help the 4-H Horse Council **Project Animal Change Review Board** better understand the reason(s) for the change request.
 - **Veterinary Slips:** A veterinary slip must be submitted in addition to the 4-H Horse/Pony Project Animal Change Request Form if the reason for the change is medical in nature (including due to an injury to the animal). The veterinary slip must be on the veterinary clinic's official letterhead, and must be completed, signed and dated by the attending veterinarian.
4. **Submission of Completed Change Request Form:** Completed 4-H Project Animal Change Request Form (with veterinary slip attached where applicable) must be submitted to the St. Joseph County MSU Extension office, Centreville, Michigan at least one (1) working day prior to the next regularly scheduled 4-H Horse Council Meeting. The 4-H office will then notify the 4-H Horse Council President regarding the receipt of the change request form. (Call 269/467-5521 for assistance, if needed, in obtaining the date of the next regularly scheduled 4-H Horse Council Meeting.)

5. **Last Date for Submitting a Project Animal Change Request Form:** The last possible date for submitting a 4-H Horse/Pony Project Animal Change Request Form to the St. Joseph County MSU Extension office is **August 15 of the current project year**. Office hours are 8:00 a.m. - 5:00 p.m. Monday through Friday. Any and all project animal change request forms received after August 15 will **NOT** be considered by the Project Animal Change Review Committee.
6. **Change Request Review Process:** The 4-H Horse Council president will be notified that a project animal change request has been received. The president will notify the other members of the Project Animal Change Review Board of the need for a meeting to be held prior to the next regularly scheduled 4-H Horse Council Meeting.

The review board has been authorized to make the decision whether or not to approve a given change request. A minimum of 75% of the board members must be present at the meeting in order for a given change request to be approved/disapproved. **Note:** The president of the review board will inform the 4-H Horse Council of the outcome of the project animal change request at the council's next regularly scheduled meeting.

7. **Member Notification of Change Request Outcome:** The 4-H member who made the change request will be notified of his/her 4-H Horse/Pony Project Animal Change Request Form with the board's decision to approve/disapprove the change request noted on the form.

St. Joseph County 4-H Horse/Pony/Miniature Project Fair Rules

1. All project members, leaders and parents are responsible for reading and following all rules contained in the 4-H/FFA & Other Youth Fair Premium Book which pertain to the 4-H Equine Project, including:
 - St. Joseph County 4-H Participation/Conduct Policy
 - General Rules
 - General Animal Science Rules
 - Michigan Department of Agriculture Rules and Regulations for Exhibiting Livestock in Michigan
 - 4-H Horse/Pony Project Rules found under Department 16
2. **Required Leader Observation:** Each 4-H member wishing to exhibit a horse/pony in 4-H classes at the St. Joseph County Grange Fair must be observed working with the project animal(s) in question by his/her 4-H Horse Equine project leader during the current project year in order to be eligible to participate in 4-H horse/pony/miniature classes at the fair. **Attention:** Leader observation must be completed prior to the **August deadline for submitting fair class entries!**
3. All 4-H horse exhibitors must stable a 4-H project horse/pony/miniature in the 4-H barns at the fairgrounds until **5:30 a.m.** on **Sunday** following fair unless 4-H exhibitor meets the exceptions of the Stalling Committee (exceptions determined yearly). (Refer to 4-H fair rule book.) Exhibitors who remove their project animal(s) from the fairgrounds prior to this date and time without approval will forfeit their 4-H horse project-related premiums. **Note:** This is a St. Joseph County Grange Fair rule. Exhibitors are required to leave their exhibits on display in exchange for fair premiums.
4. **Required "Thank You" Notes for Trophies/Special Awards:** Each 4-H member who wins one or more trophies/special awards in 4-H horse/pony/miniature classes at the St. Joseph County Grange Fair is required to write a "thank you" note to the trophy donor(s). The completed, properly addressed, stamped "thank you" note for a given trophy must then be submitted during **4-H Trophy/Special Award Pick-Up** on the final Saturday of fair in 4-H still project exhibit building No. 43. The pick-up period will run from 10:00 - 11:00 p.m. Volunteers will be on hand to assist with accepting the "thank you" note in exchange for a given trophy/award. **Note:** Donor names/addresses will be posted in Building No. 43 during fair week.

Required Leader Review of "Thank You" Notes: All "thank you" notes **must** be reviewed by the member's 4-H club leader. The leader must initial and date the backside of the envelope if he/she approves of the content of the member's "thank you" note. If the leader does not approve of the content of the note, he/she needs to work with the member (and the member's parents if necessary) on making improvements to the note. A given trophy/special award will only be distributed in exchange for a properly initialed and dated note.

5. At fair, horse/member combination can only enter one (1) type of showmanship and one (1) type of horsemanship class in Horse/Pony/Mini.

Educational Resources:

The following 4-H bulletins are available at the following websites:

- Michigan 4-H Horse & Pony Project Show Rules & Regulations (revised 2016) (http://msue.anr.msu.edu/resources/michigan_4_h_horse_pony_project_show_rules_regulations)
- Horse Science (www.4-hmall.org)
- Horses and Horsemanship (www.4-hmall.org)

GENERAL RULES		
1	Contestant may be led into the show arena.	Passed March 2006
2	Ponies/Miniatures must be measured before entering pony classes at County Qualifier.	Passed March 2006 Amended 2019
3	Protective head gear and boots are required in all gymkhana, classical dressage, jumping, Hunt-style, competitive trail, saddle seat and bareback classes.	Passed March 2006; Amended 2017 Amended 2019
4	Breast collars or straps are required for all horses/ponies in ridden gymkhana and competitive trail events.	Passed March 2006; Amended 2013
5	Participant must display correct county 4-H identification number and corresponding horse letter in all classes at Horse Council sponsored shows. Noncompliance will result in forfeiture of all points accumulated in affected classes.	Passed March 2006
6	No PVC pipe may be used for any obstacle in any class, except "in-hand" classes, pole bending and driving obstacles. ABS is acceptable	Passed March 2006; Amended 2013 Amended 2019
7	Fairbook class changes to be applied as needed.	Passed October 2007; Amended 2017
8	In all classes, every exhibitor that enters the gate qualifies as an entry in the class-even if "DQ" or "no time" status occurs.	Passed March 2009
9	Do not pro-rate the points for Qualifier show. 1st place will be 6 points, 2nd will be 5 points, etc., regardless of class size. Totals will apply to State Delegate selection only.	Passed November 2007
10	Changes will not be allowed on Horse sign-up forms after the May 1 deadline.	Passed May 2008; Amended Feb. 2014
11	All donations, monetary and physical, will be considered St. Joseph County 4-H Horse Council/MSU Extension property from the date the donation is received. The Horse Council Treasurer, upon the request of the donor, will issue a receipt.	Constitution May 2007
12	At this time, all delegates 38" and under Miniature horses are allowed to participate at the State show, therefore, these participants will not be included in the total number of members allotted by the Extension office in Lansing. If, in the future, MSU Extension changes the allocation of delegates allowed to participate to include the Miniature horse delegates, the Horse Council will adhere to their policy.	Passed February 2008; Amended February 2014 Amended 2019
13	No new rules/programs may be put in action after May 1 of the current project year. Rules/Programs may be applied for and approved by the Horse Council after that date but will not be in effect until the next project year.	Passed March 2008 Amended 2016
14	Requirements for all Specialty areas must be met before August 1 of the project year.	Announced by MSUE October 2010
15	Members and their project animals may not leave the fairgrounds before 5:30 a.m. on Sunday.	Announced by MSUE October 2011
16	Any St. Joseph County 4-H measured Pony/Miniature, if shown in Horse classes, remains a horse for the calendar year and must be re-measured to re-qualify as a pony (original pony number should be re-activated).	Passed December 2011 Amended 2019
17	Show bills, forms, notices and additional information available online at: https://www.canr.msu.edu/st_joseph/4-h/4_h_horse_and_pony	Announced by MSUE October 2011; Updated 2014, 2017 & 2019
18	Returning 4-H Horse/Rider combo may forgo two (2) workout minimum <i>if</i> approved by Specialty Coordinator. Member is responsible for verifying approval with Coordinator.	Passed December 2011 Amended 2019
19	Non-4-H members (parents, siblings, etc.) are not allowed to ride at workouts. Although for safety in the Competitive Trail program, adults are allowed as outriders. Also, for safety in the driving program, a parent/adult is allowed in the cart with youth.	Announced by MSUE August 2008; Amended December 2011, 2013, 2017 & 2019

COMPETITIVE TRAIL		
1	All 4-H members are eligible to compete at fair in competitive trail if approved by the competitive trail coordinators only. First year members must be seen at a minimum of two (2) Competitive Trail workouts. Returning 4-H horse/rider combination may forgo the two (2) minimum required workouts if approval is given by the competitive trail coordinators only. Member is responsible for verifying approval with the coordinators.	Passed March 2006; Amended 2013, 2014 & 2016
2	Protective head gear and boots are required.	Passed March 2006; Amended 2017 & 2019
3	Breast collars, halters and leads are required for all horses/ponies.	Passed March 2006; Amended 2013, 2017 & 2019
4	All members must know the competitive trail rules provided by the specialty leader.	Passed 2017

DRESSAGE		
1	Members must attend one (1) mandatory workout to participate in Ridden Dressage at fair. Exception at the discretion of the leader.	Passed 2017

DRIVING and IN-HAND		
1	All 4-H members & Cloverbuds are eligible to compete at fair in driving classes if approved by the driving coordinators only. First year members must be seen at a minimum of two (2) Driving workouts. Returning 4-H horse/driver combination may forgo the two (2) minimum required workouts if approval is given by the driving coordinators only. Member is responsible for verifying approval with the coordinators.	Passed March 2006; Amended December 2011, 2014, 2016 Amended 2018 & 2019
2	All project animals for driving must be three (3) years or greater by January 1 of project year.	Passed 2017 Amended 2018
3	All 4-H members & Cloverbuds are eligible to compete at fair in in-hand classes after completion of a minimum of two (2) workouts. Returning horse/handler combinations may forgo the minimum required workouts if approved by the specialty leader.	Passed 2017 Amended 2018
4	Contestant may be led into the show arena.	Passed March 2006
5	All ponies 46" and under that will participate in any in-hand jumping classes must be greater than three (3) years of age by January 1 of the current project year.	Passed December 2011; Amended 2017
6	The lines that attach to the bit on the driving bridle must be attached with buckles (no clips or snaps are allowed).	Passed December 2011
7	Equines can at no time be tied with the cart/wagon still attached to the animal.	Passed February 2014 Amended 2019
8	Is not to be lead without a driver in the seat holding the lines.	Passed February 2014 Amended 2019
9	A whip must be in the cart/wagon and accessible at all times.	Passed February 2014
10	No open toe shoes or sandals are allowed while working with your horse/pony.	Passed February 2014
11	Bridles are not to be removed until the equine is unhooked from the cart/wagon.	Passed February 2014 Amended 2019
12	First year drivers are encouraged to make one (1) established beginner workout.	Passed February 2014; Amended 2017
13	In-Hand Attire: Closed toed shoes mandatory, hats optional. Appropriate show attire suggested.	Passed 2017
14	Driven Dressage: Entry is limited to two (2) consecutive Dressage test levels	Passed 2017
15	Blinders, side check and over checks are suggested, but not required.	Passed 2019
16	Helmets are suggested for driving time events, but not required.	Passed 2019

GYMKHANA		
1	All 4-H members are eligible to compete at fair in gymkhana classes if approved by the gymkhana coordinators only. First year members must be seen at a minimum of two (2) Gymkhana workouts. Returning 4-H horse/rider combination may forgo the two (2) minimum required workouts if approval is given by the gymkhana coordinators only. Member is responsible for verifying approval with the coordinators. At least one (1) observation must be at 4-H workout.	Passed March 2006; Amended 2013, February 2014 & 2016
2	In gymkhana a five second penalty will be added for knocking over an obstacle.	Passed March 2006; Amended December 2011 & February 2014
3	Exhibitor must show in at least three gymkhana classes to be eligible to exhibit in gymkhana horsemanship and showmanship classes.	Passed March 2006
4	Indiana Flag Race: The flag must be placed and remain flag end up as the rider crosses the finish line to be considered a qualified ride.	Passed March 2006
5	Blindfolding a horse to get into the arena is not acceptable and is not allowed and will result in an immediate disqualification.	Passed 2017
6	In gymkhana, all snaffle bits (including O-ring, D-ring and eggbutts) are acceptable in gymkhana classes, but must not be severe.	Passed March 2006
7	Draw bits, gag bits, and hackamore combinations are acceptable in gymkhana classes.	Passed March 2006 Amended 2019
8	Long sleeve collared shirts, scarves or bolo must be worn in gymkhana classes.	Passed March 2006 Amended 2016
9	Speed and Action Class: Exhibitor may be disqualified if horse/pony does more than a quarter turn in the box. Judges decision is final.	Passed March 2006 Amended 2016
10	Contestant may be led into the show arena while mounted on the horse.	Passed March 2006 Amended 2016
11	Breast collars are required for all horses/ponies in ridden gymkhana and competitive trail events.	Passed March 2006; Amended 2013 & 2017
12	The Gymkhana championship will be based on points only (no "run-off") from all Gymkhana classes including Gymkhana Showmanship and Gymkhana Horsemanship	Passed March 2006
13	Protective head gear is required.	Passed March 2006; Amended 2017
14	Horse/Rider combination has one (1) minute after name is called to enter arena, or will be disqualified.	Passed April 2016

JUMPING		
1	Participant may show in only one of the following levels cross poles, beginning hunter OR hunter over fences.	Passed March 2006
2	No PVC pipe may be used for any obstacle in any class.	Passed March 2006; Amended 2013 Amended 2019
3	All 4-H members are eligible to compete at fair in jumping classes if approved by the jumping coordinators only. First year members must be seen at a minimum of two (2) Jumping workouts. Returning 4-H horse/rider combination may forgo the two (2) minimum required workouts if approval is given by the jumping coordinators only. Member is responsible for verifying approval with the coordinators.	Passed March 2006; Amended 2013, 2014 & 2016
4	Protective head gear is required.	Passed March 2006; Amended 2017
5	Horse must be four (4) years of age by January 1 of current project year.	Passed December 2011

REINING		
1	Reining pattern #1 will be on odd years and reining pattern #2 will be on even years.	Passed 2013 Amended 2016 & 2019

COUNTY QUALIFER SHOW		
1	A committee will review the County Qualifying Show, used to select delegates to be sent to the current year's State 4-H Horse Show, each year. Participants may qualify each year for the State Horse Show. All ties will be determined by 4-H age, oldest to youngest. Delegate must be 13 by January 1.	Constitution May 2007 Amended December 2011, 2013 & 2016
2	At this time, all delegate 38" and under Miniature horses are allowed to participate at the State show, therefore, these participants will not be included in the total number of members allotted by the extension office in Lansing. If, in the future, MSU Extension changes the allocation of delegates allowed to participate to include the Miniature horse drivers, the Horse Council will adhere to their policy.	Passed February 2008; Amended December 2011 Amended 2019

Western/English Riding Pattern

Figure 21 illustrates the English/western riding course. The American Quarter Horse Association (AQHA) western riding pattern 2 is also acceptable; however, if it is to be used, copies of the pattern should be provided to judges and exhibitors well in advance of the class. The use of the gate is recommended but optional, and at the discretion of the local show committee and according to local conditions. The short, double line on the pattern represents a swinging gate that the horse, on entering the arena, must but the rider in a position to open, pass through and close without dismounting. The gate may be located in any convenient part of the arena where it will not interfere with the balance of the routine. Care should be exercised in selecting a gate that will not endanger the horse or rider.

The eight small dots represent markers (barrels, kegs or cones are recommended). These should be separated by a uniform distance of not less than 30 feet and no more than 50 feet. The distances may be altered if the local arena is too small.

- The horse will be judged on quality of gaits, changes of lead, response to the rider, manners, disposition and intelligence.
- The horse should maintain an even cadence and change leads precisely and easily, front and rear, at the center point between markers as indicated by the shaded areas on the pattern. The horse should have a relaxed head carriage showing its response to the rider's hands, with moderate flexion at the poll. The tail should remain quiet throughout the pattern. The horse should cross the log at the jog or pleasure gait and lope without breaking gait or radically changing stride.
- Additional information about the pattern follows.
 - The arrows on the lines indicate the direction of travel and the type of line indicates the gait.
 - The log should be at least 8 feet long and laid on the ground.
 - The markers should be pylons. In the row of five markers, the markers are separated by equal distances of 30 to 50 feet. The markers in the row of three are aligned with the first, third and fifth markers in the row of five.
 - After stopping and backing at least 10 feet at the end of the pattern, the rider will report to the judge to be excused.
- A horse going off pattern is disqualified. Off pattern is any of the following: an incomplete pattern, incorrect order of maneuvers, knocking over markers, passing on the wrong side of markers, making extra loops in the pattern, missing the log, five or more simple lead changes, and failure to change leads.

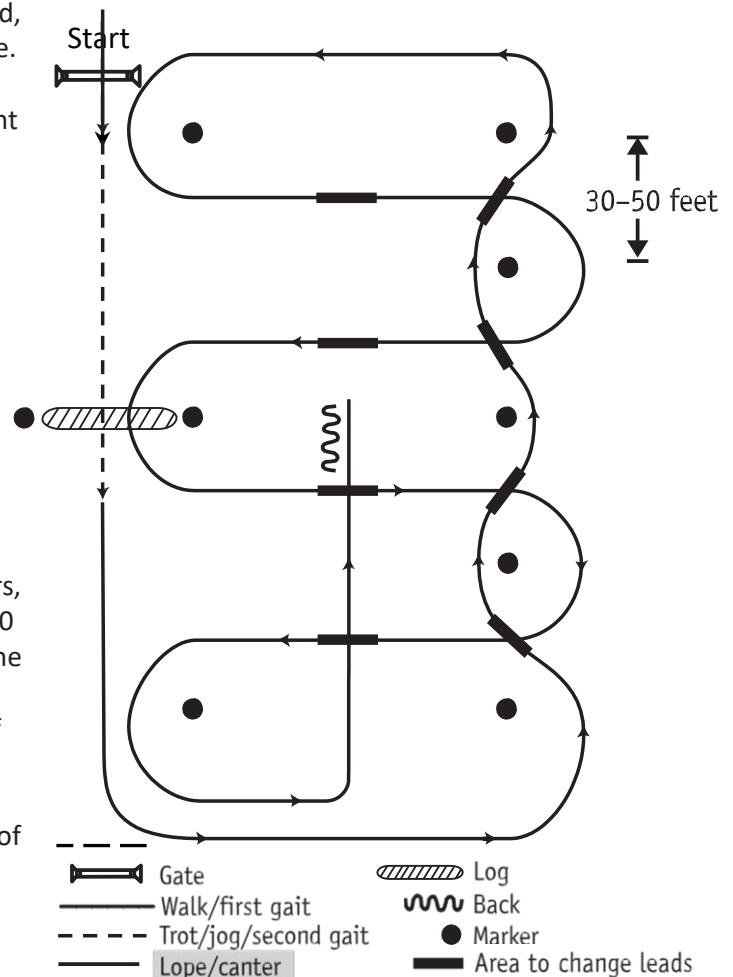


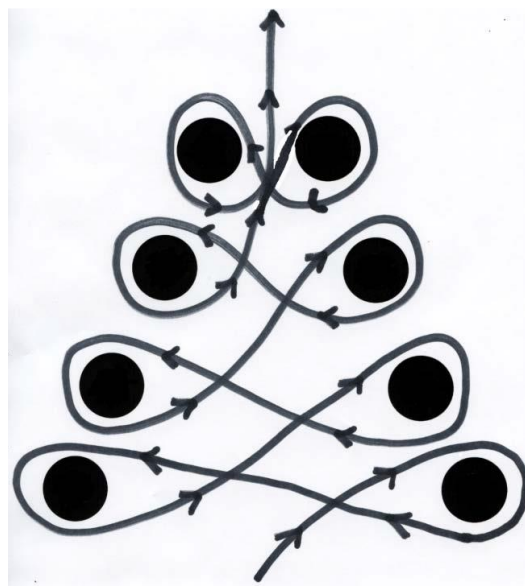
Figure 21. English/western Riding Pattern

5. The judge may require an exhibitor to repeat or reverse any part of the routine.
 6. Only one hand is allowed on the reins and only the index finger is allowed between the reins. Except when negotiating the gate, the hand on the rein cannot be changed. When romal reins are used they will be carried as described under "Stock Seat Equitation" in the Western Division.
 7. The running walk or other pleasure gait is acceptable for any horses that do not jog.
 8. Each rider will enter the ring with a score of 70, which represents an average performance. Final scores will generally fall in a range from 40 to 80 points.
 - Scoring guidelines: Points will be added or subtracted from the eight maneuvers on the following basis.

- 1 = very poor	+ ½ = good	0 = average
- ½ = poor	+ 1 = excellent	
 - Sample scoresheets are available online from:
 - American Quarter Horse Association Resources at <https://aqha.com/forms/> – Scroll down to the "Score Sheets" section.
 - Appaloosa Horse Club Downloadable Forms at <http://appaloosa.com/downloadable-forms.htm> – Scroll down to "Judges Score Sheets" section.
 - The eight maneuvers are:
 - a. Gate (recommended but optional)
 - b. Trot over the log
 - c. Trot and transition to lope
 - d. Line (side) lead changes (plus or minus 1 point per change)
 - e. First two crossing lead changes (plus or minus 1 point per change)
 - f. Lope over the log
 - g. Second two crossing lead changes (plus or minus 1 point per change)
 - h. Lope, stop and back a minimum of 10 feet
 - An additional score of plus or minus 1 point will be given for pattern accuracy and smoothness.
 - Contestants will be penalized as follows:
 - 5 points**
 - Releasing the gate due to the horse's disobedience, knocking over or being unable to complete gate
 - Failure to change leads where indicated in pattern
 - 3 to 5 points**
 - Using the free hand to instill fear in the horse
 - 3 points**
 - Breaking gait at a lope, including a simple lead change
 - Making extra lead changes anywhere on the course
 - Breaking gait at a walk or jog for two or more strides
 - Failure to begin lope within 30 feet after crossing log
 - 2 points**
 - Failing to take a prescribed gait at the designated point in the pattern
 - Failing to change lead behind until the next change point
 - 1 point**
 - Breaking gait at a walk or trot up to two strides
 - Hitting the log
 - ½ point**
 - Touching the log lightly
 - Failing to change lead behind from one-half stride up to a cone
- Disqualifications** – Failure to perform at least four flying lead changes will result in disqualification.
- The following are considered faults and should be penalized at the judge's discretion:
 - Opening mouth excessively or throwing head on maneuvers
 - Anticipating signals or early lead changes
 - Stumbling
 - Losing a stirrup or holding on
 - Any unnecessary aid given by the rider, such as talking, petting, spurring, quirting or jerking the reins.

Gymkhana Funnel Barrels

Funnel Barrels is a pattern that is widely used in training. It allows you to enter one gate and exit another to keep the class moving along. It allows the judge to look at horsemanship as it pertains to barrels. A judge should be able to control the speed of the class by asking the exhibitor to go at a gait the judge is comfortable with. After completion of the pattern work all exhibitors will return to the center of the ring. Judge may ask for a back, examine tack or do any further individual work-off's if needed. Class will be placed from there.



Required Contest Gear

1. Helmet
2. Breast Collar
3. Single rein or split reins tied

The Rider

1. Encourage pull reining, reins in your right hand turning right, reins in your left hand turning left. Both hands on the reins acceptable but should be leaving the barrel with outside hand on the horn.
2. Outside hand on the saddle horn for balance.
3. When turning a barrel, rein hand should be pulling somewhere between the knee and hip. The horse's nose should be bent to the barrel.
4. Use the inside rein to move your horse laterally, and to move its shoulder away from the barrel.
5. Check your horse going into a turn. This may be a slight tug on the reins to get his butt underneath him, or it may be done vocally. At this time the rider's weight will drop in the saddle and legs will become still.
6. As the horse comes to the back of a barrel the rider should be looking to the next barrel.
7. Push the horse off the barrel (leaving the barrel) with your legs and voice. Free his head when you've got your line to the next barrel.

The Horse

1. The horse's nose should be tipped to the barrel, and its entire body should be bending.
2. The horse should be able to move laterally.
3. The horse should be turning in the pocket.
4. The horse should respond to the check by gathering himself.
5. The horse should set pivot foot.
6. The horse should be on the correct lead when turning the barrel.

Faults

1. Neck Reining
2. Rider's legs too far behind them.
3. Kicking into the turn.
4. Not checking your horse.
5. Running off at the barrel
6. Balking at the barrel
7. Shouldering the barrel.
8. Knocking over a barrel.
9. Wrong lead turning a barrel
10. Balancing on the horse's mouth instead of the saddle horn.
11. Grabbing the back of the saddle.
12. Turning the barrel in the wrong direction.

Explanation of Miniature In-Hand Classes

In-Hand Trail/Obstacles (46" and under): This class is to be judged on performance and way of going with emphasis on manners throughout the course. Responsiveness and willingness of project animal is to be considered.

- Pony to be shown in halter with appropriate lead, chain on lead is permitted.
- Pony to be penalized for any unnecessary delay or excessive time at an object. Judge can advance an exhibitor to the next obstacle if a pony is taking excessive time at an obstacle.
- Maximum time of sixty (60) seconds per obstacle. Refusals do not constitute class disqualification.
- Off course is defined as:
 1. Taking an obstacle in the wrong direction.
 2. Negotiating an obstacle from the wrong side
 3. Skipping an obstacle unless directed by the judge
 4. Negotiating obstacles in the wrong sequence
 5. Off pattern
- Cause for elimination:
 1. Carrying a whip or crop
 2. Handler physically moving or coercing the pony by touching the pony (handler must maneuver the pony using the lead, halter or bridle only.)
 3. Willful abuse
 4. Major disobedience such as rearing.

In-Hand Jumping (46" and under only): This is a class where the handler jogs beside the pony on the left side with the pony jumping the jumps. Pony to be shown in halter with appropriate lead, chain on lead is permitted. Jumps may consist of hay bales, plastic pipe, etc. See rule book for list of acceptable objects.

- Jumpers are to be scored mathematically on accumulated faults incurred and on time to complete the course in case of ties between the start and finish line. Circling once upon entering the ring and once upon leaving the ring is permissible, but not after crossing the start line. There will be one (1) round which will be both scored for faults and timed. Exhibitors will be placed in order of faults, time used to break any ties.
- Cause for elimination:
 1. Three (3) total refusals
 2. Off course
 3. Fall of horse and/or exhibitor
 4. Failure to pass through the start/finish line
 5. Loss of control, dropping the lead, horse running away or horse exiting on its own.

In Hand Hunter (46" and under only): This class is typically the same as your in-hand jumping except the way that is judged.

- Hunters are to be judged on style, manner and way of going with preference given to those horses who cover the course at an even pace, with free-flowing strides, as in a brisk trot, canter, but must maintain same gait throughout the course. Circling once upon entering is permissible.
- Trot past the judge for soundness check is mandatory (done after all members have jumped and in jump order straight line).
- Cause for elimination:
 1. Three (3) total refusals
 2. Off course
 3. Crossing your own path
 4. Fall of horse or exhibitor
 5. Jumping of obstacle by exhibitor
 6. Carrying a whip
 7. An unsound horse
 8. Failure to pass through start/finish and/or knocking over cones.

Explanation of Driving Classes

Working pleasure: This class is judge mainly on the horse; this class is to be judged on the performance, manners, suitability quality presence and the apparent ability to give a good pleasure drive.

- You should be asked to enter the ring to the right at a working trot. All gaits will be performed in both directions of the ring. In the lineup, horses must stand quietly squared or parked, stay checked at all time and back readily. Attendants are permitted to assist in lining up the horse, wiping the horse, checking the reins and overcheck, and giving assistance to ensure driver safety. The attendants should step back as the judge approaches.

Scorecard for this class: 70% on performance, manners and way of going
20% on condition and fit of harness and vehicle
10% on appointments of horse, driver and attendant (header)

Reinsmanship (Driving Equitation): This class is judge mainly on the driver. The driver should be seated comfortably on the seat so as to be relaxed and effective. The elbows and arms should be close to the body with an allowing, but steady hand enabling a consistent feel with the horse's mouth. An allowing, but steady hand permits the horse to move forward, but maintains steady contact on the horse's mouth to facilitate cuing.

- Way of movement will be the same as the working pleasure class.

Scorecard for this class: 75% on driver's performance (handling of reins and whip, control, posture and overall appearance.)
25% appointment of horse, drivers and attendants, condition and fit of harness and vehicle, and neatness of attire.

Drive and Ride: To be shown as a pleasure driving class driving the vehicle, both ways of the arena at a walk, slow trot, working trot and extended trot to stand quietly and rein back.

- Under saddle to be shown both ways of the arena at a walk, trot and extended trot, to stand quietly and to rein back.

Scorecard for this class: 50% on performance, manners way of going and suitability in harness
50% on performance, manners and way of going under saddle.

Drive and Showmanship: To be shown as a pleasure driving class driving the vehicle, both ways of the arena at a walk, slow trot, working trot and extended trot to stand quietly and rein back. Showmanship pattern will be designed by the judge and judged as a showmanship class.

Scorecard for this class: 50% on performance, manner, way of going and suitability in harness
50% on performance, manner and presentation of pattern

Obstacle Driving: This is typically a timed class. This class shown as a cone course, gamblers choice, scurry obstacle, pick your route, or cross-country etc. In this class it can be scored on the following: time, faults and/or points of obstacles. The course and all rules are posted at the beginning of the driving show. These classes are also practiced at workouts.

Driven Dressage: The Dressage test is encouraged to be driven by memory, but may be called at all levels. These tests are available from your driving leaders.

- Dressage is scored on each movement and scored from 0-10 with 0 being the lowest of scores. If a competitor makes an error on the course the judge will ring a bell or blow a whistle and stop the competitor, who should then continue the test at the point the error was made, the judge will show the competitor if necessary. Every error will be penalized.

St Joseph County 4-H Horse Council

Official Height Measurement of the 4-H Project

Horse/Pony/Miniature

Adopted March 2009

- 1 Stand the animal on a smooth, level surface so the front legs are vertical and the back of the hocks are in a vertical line with the point of the hip (see fig 1.)
- 2 Hold the animal's head only low enough to reveal the highest point of the withers and no lower. With the horse in this position, measure the vertical distance from the highest point of the withers to the ground. If the horse is deemed a miniature horse then it will be measured at the base or last hairs of the mane and shall be no taller than 38".
- 3 Place the arm of the measuring standard over the highest point of the withers, or if deemed a miniature horse, at the base of the last hairs of the mane. No measurement taken at any other point than stated above will be accepted.
- 4 The standard shall be a straight, rigid official measuring stick and should be provided with a plumb bob or spirit level to make sure the standard is perpendicular from the withers or base of the last hairs of the mane to the ground and that the crosspiece is parallel to the ground.
- 5 Ponies must measure 56 inches or less at the withers, miniature horses must measure 38 inches or less at the base of the last hairs of the mane.
- 6 Shod ponies or miniature horses will be allowed 1/2 inch for the thickness of the shoes.

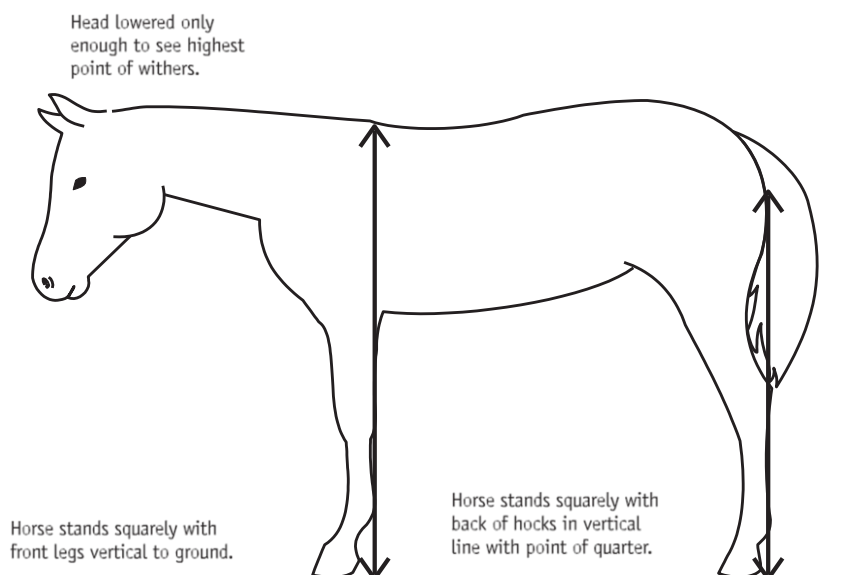


Figure 1. Measuring a horse.

WEATHER & WORKOUTS

Adopted March 2001; Amended 2013

This procedure is for any 4-H workouts.

The weather sometimes plays a big part in workouts which is why the following procedure is in effect for all council sponsored workouts:

- ★ **Any weather alert/advisory must expire two (2) hours before the workout begins or the workout is CANCELLED.**

Even if the weather looks good where you live, the weather can change very quickly.

This procedure will aid in any last minute planning and reduce the number of phone calls needed to contact all of the members/leaders involved with the workouts.

Awards

	Megan Holt Award	Prairie Ponies Award	St. Joseph County Junior High Point	St. Joseph County Senior High Point
2010	Naomi Harless			
2011	Jordan VanOss			
2012	Kali Reeg			
2013	Ally Barga			
2014	Kali Reeg	Samantha Griffith	Allison Littlefield, Bailey Miracle, Kylie Trail	Samantha Griffith, Olivia Leighton, Brady Littlefield
2015	Ally Barga	Mariah Schlabach	Allison Littlefield, Bailey Miracle, Savannah Taylor	Samantha Griffith, Brady Littlefield, Kylie Trail
2016	Torie Barga	Kate Gangloff	Tamra Gregory-Staples, Kadence Jennett, Allison Littlefield	Brady Littlefield, Bailey Miracle, Savannah Taylor
2017	Torie Barga (Tuff)	Sabrina Griffith	Kadence Jennett, Calli Kirkendall, Madelyn Miersma	Taylor Jones, Samantha Sigman, Savannah Taylor
2018	Torie Barga	Caitlynn Hughes	Madelyn Miersma, Olivia Cannizarro, Kadence Jennett	Allison Littlefield, Brady Littlefield, Samantha Sigman
2019	Bailey Miracle (Sr.) Kadence Jennett (Jr.)	Garrison Bunning	Rowan Allen, Kadence Jennett, Lila Schinker	Caitlynn Hughes, Allison Littlefield, Bailey Miracle

	Schmick Award	Sportsmanship	Horse with the Most Heart	English High Point	Driving High Point
1985	Tara Bowman				
1986	Teresa Grove				
1987	Brooke Smith				
1988	J J Friesner				
1989	Regina Switalski				
1990	Andrea Cook	Andrea Cook			
1991	Frieda Sullivan				
1992	Judy Teadt				
1993	Sara Zawacki				
1994	Erin McElthrath				
1995	Nina Lauseng	Melissa Leeth			
1996	Joy Bond		Sherri Schneeberger (Lou)		
1997	Kayla Burr		Elizabeth Kline (GR)		
1998	Mia Jones		Elizabeth Kline (GR)		
1999	Holly Pueschel	Nina Lauseng	Heather Wood (Cinnamon)		
2000	Jessica Friesner	Kari Goodwin	Matt Langworthy (Carly)		
2001	Chelsea Nevins	Mia Jones	Grant Wilson (Wiley)	Mia Jones	
2002	Courtney Gould	Kari Goodwin	Grant Wilson (Penny)	Chelsea Nevins	
2003	Jordan Draime	Chelsea Nevins	Grant Wilson (Penny)	Courtney Sharp	
2004	Ellie Tien	Michelle Gentz	Megan Holt (Paintin)	Calley Nevins	
2005	Racheal Tilka	Kaitlyn Rambadt	Grant Wilson (Haley)	Amber Mack	Naomi Harless (Whisper)
2006	Calley Nevins	Jessica Albright	Morgan Kurz (Kai)	Nicole Wilson	Justin Cooper (Sailor)
2007	Chelsea Leer	LeeAnn Kelley	Naomi Harless (Comanche)	Ashley Zinsmaster	Cassie Lewis (Star)
2008	Nicole Wilson	Loryn Baughman-Schinker	Katie Truckey (Cody)	Naomi Harless	Cassie Lewis (Toby)
2009	Samantha Griffith	Jake Soule	Jessica Kelley (Chevy)	Jordan VanOss	Jamie Yunker (Vinner)
2010	Kasara Yoder	Alyssa Hull	Brandye Wonders (Shadow)	Kasara Yoder	Naomi Harless (Holly)
2011	Corinne Leer	Katie Christiansen	Jake Soule (Cutter)	Kayla Wesse	Hannah Harless (Whisper)
2012	Tiffany Morris	Taela Sigman	Kali Reeg (Paintin)	Ellie Smith	Hannah Harless (Holly)
2013	Courtney Hollenbeck	Emily DeLeo	Kali Reeg (Zoey)	Courtney Hollenbeck	Kayla Wesse (Saharah)
2014	Olivia Leighton	Samantha Griffith	Megan Zinsmaster (Chief)	Esther Stauffer	Mikayla Wilcox (Mo)
2015	Amanda Sutton	Morgan Walton	Jessica Kelley (Dodger)	Samantha Griffith	Ally Barga (Cap)
2016	Brady Littlefield	McKenzie Borst	Ben Littlefield (Misty)	Megan Zinsmaster	Morgan Walton (Cookie)
2017	DISCONTINUED	Ashley Morell	Ally Barga (Chevy)	Kadence Jennett	Samantha Sigman (Lobo)
2018	---	Megan Zinsmaster	Ally Barga	McKenzie Borst	Sabrina Griffith (Tongo)
2019	---	Kali Reeg	Victoria (Torie) Barga	Caitlynn Hughes	Gavin Bunning (Rusty)

Clark Buckles

	Pony	Grade	Quarter Horse	Registered Stock	Registered Non-Stock	Walk-Trot
1998	Chelsea Nevins	Kari Goodwin	Brandon Burr	Megan Burke	Kathy Webber	
1999	Kaitlyn Zelms	Kareen Liggett	Courtney Gould	Erin Kulpinski	Sigourney McClain	
2000	Kayla Henegar	Courtney Sharp	Kristen Caswell	Jessica Bond	Racheal McClain	
2001	Rachel Tilka	James Staples	Jessica Friesner/ Magen Meyer	Travis VanHeukelum/ Brooke Hovenkamp	Calley Nevins	
2002	Ellie Tien	Kaitlyn Kline	Arika Ware	Kaitlyn Fink	Alyssa Rumsey	
2003	Caitlin Flood	Julianne Staples	Holly Pueschel	Rachael Ash	Jordyn Draime	
2004	Brandye Wonders	Megan Boodt	Taylor Broekema	Helen Newell	Michelle Gentz	
2005	Elise Copeland	Megan Holt	Autumn Hovarter	Amanda Huff	Timianne Griffioen	
2006	Samantha Griffith	Taela Sigman	Kasara Yoder	Amy Newell	Nellie Yost	
2007	Hunter Clark	Racheal Pelikan	Tyler Clark	Brittaney Jones	Naomi Harless	
2008	Loryn Baughman-Schinker	Sarah Lilly	Nicole Wilson	Tiffani Spealman	Ashley Zinsmaster	
2009	Jordan VanOss	Chelsea Paige Gabbard	Corinne Leer	Logan Kulpinski	Courtney Hollenbeck	
2010	Megan Zinsmaster	Brooke Gabbard	Alyssa Wright	Amanda Sutton	Barbara Stauffer	
2011	Brady Littlefield	Kayla Wesse	Chelsea Leer	Cynthia Flood	Hannah Stauffer	
2012	Allison Littlefield	Kali Reeg	Morgan Eckert	Rachel Baughman	Hannah Harless	
2013	Kylie Trail	Ally Barga	Jenna Otten	Bailey Miracle	Gabrielle Fabian	
2014	Jessica Kelley	Tori Barga	Olivia Leighton	McKenzie Borst	Sadie Benson	
2015	Megan Wisk	Courtney Moyer	Savannah Taylor	Abigail Stoll	Esther Stauffer	
2016	Jada Bauman	Caitlynn Hughes	Brittany Morris	Mari Clark	Kadence Jennett	
2017	Samantha Sigman	Jami Myers	---	Olivia Cannizzaro	---	
2018	Kenzie Horning	Jillian Koenig	McKenzie Borst	Kali Reeg	Madelyn Miersma	Evan Amrein
2019	Rowan Alley	Kadence Jennett	Bailey Miracle	Allison Littlefield	---	Marcus Amrein

Discontinued Awards:

	Queen	Reserve Queen	King	Reserve King
1998	Emily Helt	Bailey Martin		
1999	Kristen Caswell			
2000	Emilee Lawrence	Megan Burke	Scott Webber	
2001	Janet Zelms	Stephanie Chapman		
2002	Courtney Gould	Stephanie Chapman	Jesse Leeth	Travis Van Heukelum
2003	Holly Pueschel	Kaitlyn Fink	Dennis Lemley	Shawn Hoover
2004	Kaitlyn Zelms	Kaitlyn Fink	Shawn Hoover	
2005	Kaitlyn Fink	Amber Mack	Brandon Kellermeier	
2006	Amber Mack	Brittaney Jones	Brian Wiggins	
2007	Brooke Perry	Naomi Harless	Cory Wiggins	Grant Wilson
2008	Cassie Lewis	Naomi Harless	Grant Wilson	
2009	Racheal Pelikan	Carli Inman	Jake Soule	Justin Cooper
2010	Naomi Harless	Samantha Griffith	Chad Hollenbeck	Ethan Foster
2011	Samantha Griffith	Katie Truckey	Zachary Hufstedler	
2012	Taela Sigman	Dora Miller		
2013	Katie Christiansen	Cyndi Flood	Loren King	Jared King
2014	Rachel Baughman	Megan Zinsmaster	Jared King	
2014-2	Jessica Kelley	Megan Zinsmaster		

	Princess	Reserve Princess	Prince	Reserve Prince
1998	Courtney Gould	Holly Pueschel	Scott Webber	James Staples
1999	Courtney Sharp	Danielle Reed	James Staples	Brandon Husen
2000	Kaitlyn Zelms	Megan Meyer	Shawn Hoover	
2001	Brittaney Jones		Jesse Leeth	
2002	Kayla Henegar	Naomi Harless		
2003	Caitlin Flood	Megan Holt	Brian Wiggins	
2004	Naomi Harless	Lindsay Littlefield	Cory Wiggins	
2005	Megan Holt	Tiffani Spealman		
2006	Cassie Lewis	Sarah Lilly	Chad Hollenbeck	
2007	Nicole Wilson	Chelsea Gabbard	Joshua Johnloz	
2008	Loryn Baughman-Schinker	Samantha Griffith	Rikki Stone	
2009	Samantha Griffith	Courtney Hollenbeck		
2010	Cyndi Flood	Courtney Hollenbeck	Micah Foster	Ryan Giggly
2011	Kali Reeg	Samantha Sigman		
2012	Samantha Sigman	Bailey Miracle	Loren King	Jared King
2013	Ally Barga	Caitlynn Hughes		
2014	Savannah Taylor	Jacie King		
2014-2			Zach Sackrider	Jacob Wright