

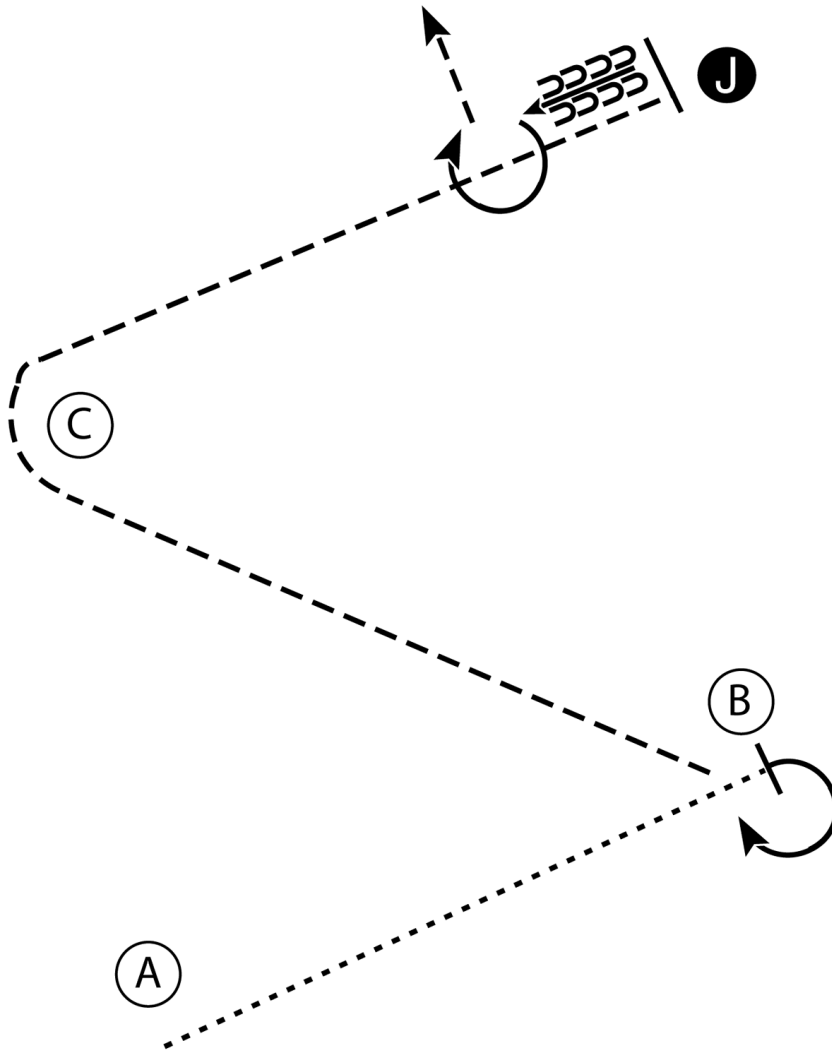
# St. Joseph County 4-H Pleasure Show

16-19, 20-49, 50 & Over, and Sweeps (Classes 9-11 and 18)


Show Date: 08-11-2019

w w w . H o r s e S h o w P a t t e r n s . c o m

w w w . H o r s e S h o w P a t t e r n s . c o m



1. Begin at A. Walk from A to B.
2. Stop and perform a 270 degree turn.
3. Trot around C to the Judge. Set up for inspection.
4. When dismissed back four steps and perform a 245 degree turn.
5. Trot to the line-up.

- Walk .....  
Trot - - - - -  
Back ←   
Marker (B)  
Judge (J)

[S/3-6]

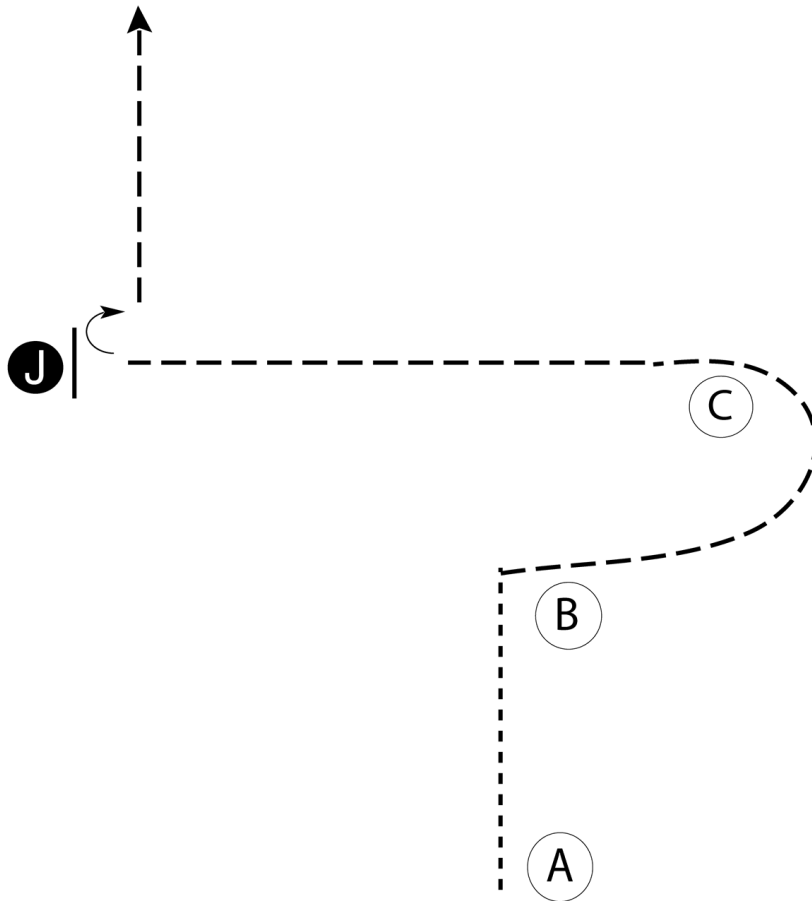
Pattern Provided by:

*Taylor Fabus*

# St. Joseph County 4-H Pleasure Show

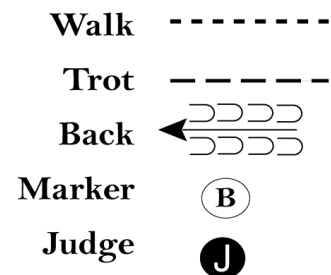
Showmanship 13-15, 12 & under, and Walk Trot (Classes 12-14)

Show Date: 08-11-2019



Be ready at A.

1. Walk to B.
2. Trot from B and around C as shown.
3. Continue to trot to judge and set up for inspection.
4. When dismissed, do a 90 degree turn and trot away.



[S/WT-21]

Pattern Provided by:

*Taylor Fabus*

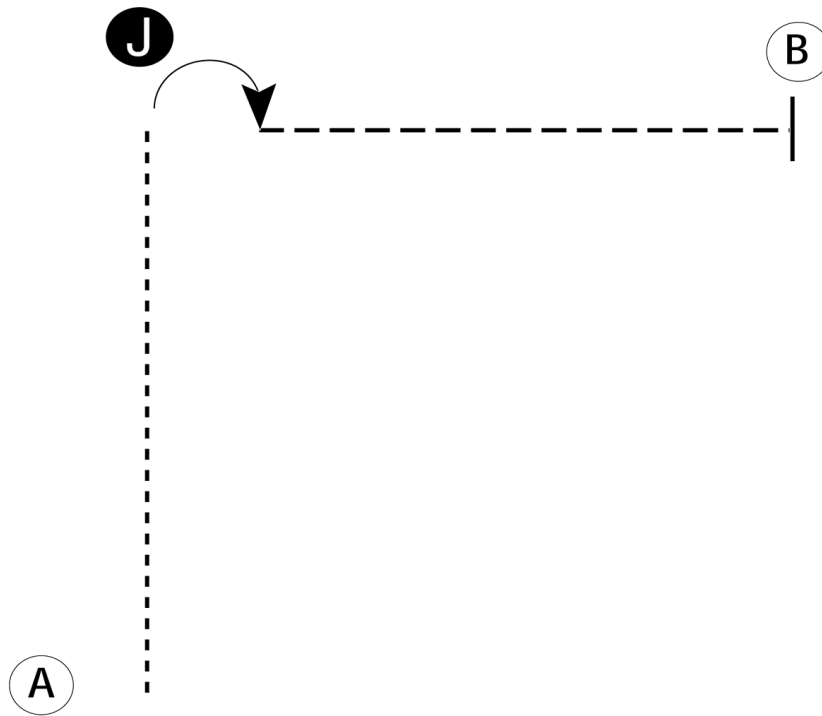
# St. Joseph County 4-H Pleasure Show

## Showmanship 8 & Under (Class 17)

Show Date: 08-11-2019

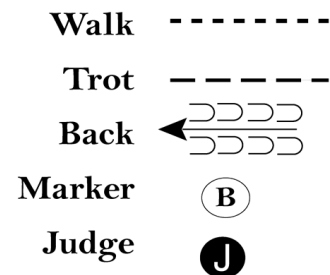
w w w . H o r s e S h o w P a t t e r n s . c o m

w w w . H o r s e S h o w P a t t e r n s . c o m



Be ready at A.

1. Walk from A to Judge.
2. Stop and set up for inspection.
3. When dismissed, perform a 90 degree turn.
4. Trot away from judge to B.
5. Stop at B.
6. Follow the instructions of your ring steward.



[S/WT-7]

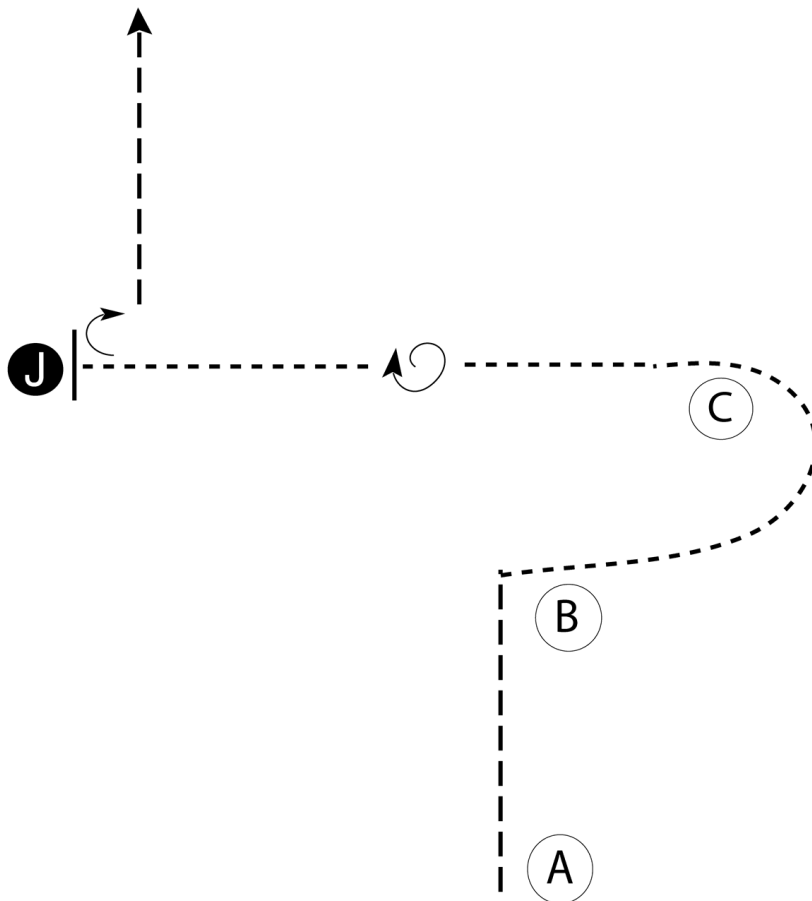
Pattern Provided by:

*Taylor Fabus*

# St. Joseph County 4-H Pleasure Show

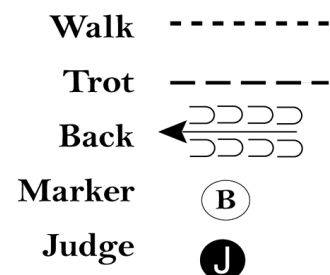
## Showmanship Pony & Mini (Classes 15 & 16)

Show Date: 08-11-2019



Be ready at A.

1. Trot to B.
2. Walk from B and around C as shown.
3. Halfway between C and the judge, stop and do a 360 degree turn.
4. Walk to judge and set up for inspection.
5. When dismissed, do a 90 degree turn and trot away.



[S/1-21]

Pattern Provided by:

*Taylor Fabus*

w w w . H o r s e S h o w P a t t e r n s . c o m

w w w . H o r s e S h o w P a t t e r n s . c o m

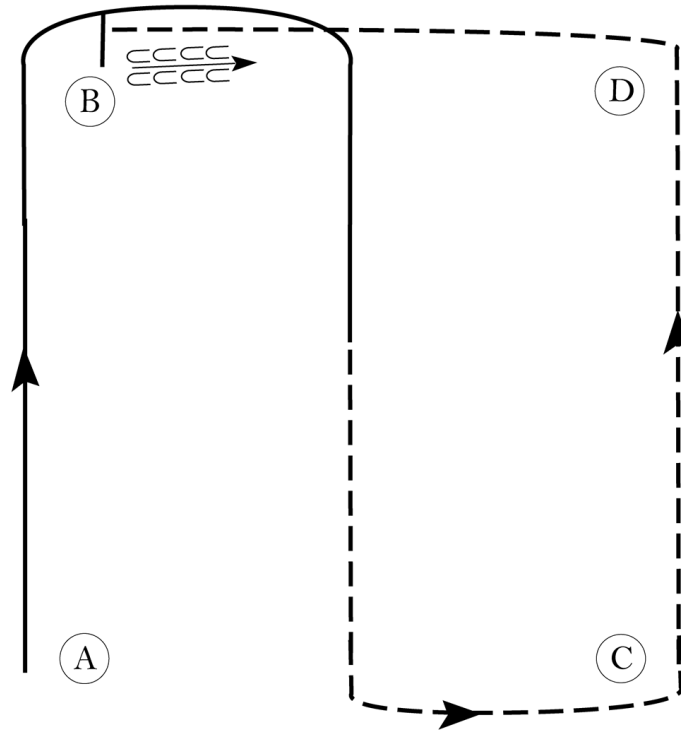
# St. Joseph County 4-H Pleasure Show

HS Eq 20 & over, 16-19, Pony, and Sweeps (Classes 23, 24, 27, & 30)

Show Date: 08-11-2019

w w w . H o r s e S h o w P a t t e r n s . c o m

w w w . H o r s e S h o w P a t t e r n s . c o m



Be ready at A.

1. Canter on the right lead to and around B.
2. Halfway between B and C, break to the trot.
3. Posting trot on the right diagonal to C.
5. At C, change diagonals and continue to trot to D.
6. At D, sitting trot to B.
7. At B, stop and back one horse length.

Walk	-----
Trot	- - - - -
Extended Trot	— — — — —
Canter	—————
Leg Yield	
Lead Change	↙ ↘
Back	← ← ← ← ←
Marker	⊙ B
Sidepass	← — — — — ←
Hand Gallop	— — — — —

[HSE/1-25]

Pattern Provided by:

*Taylor Fabus*

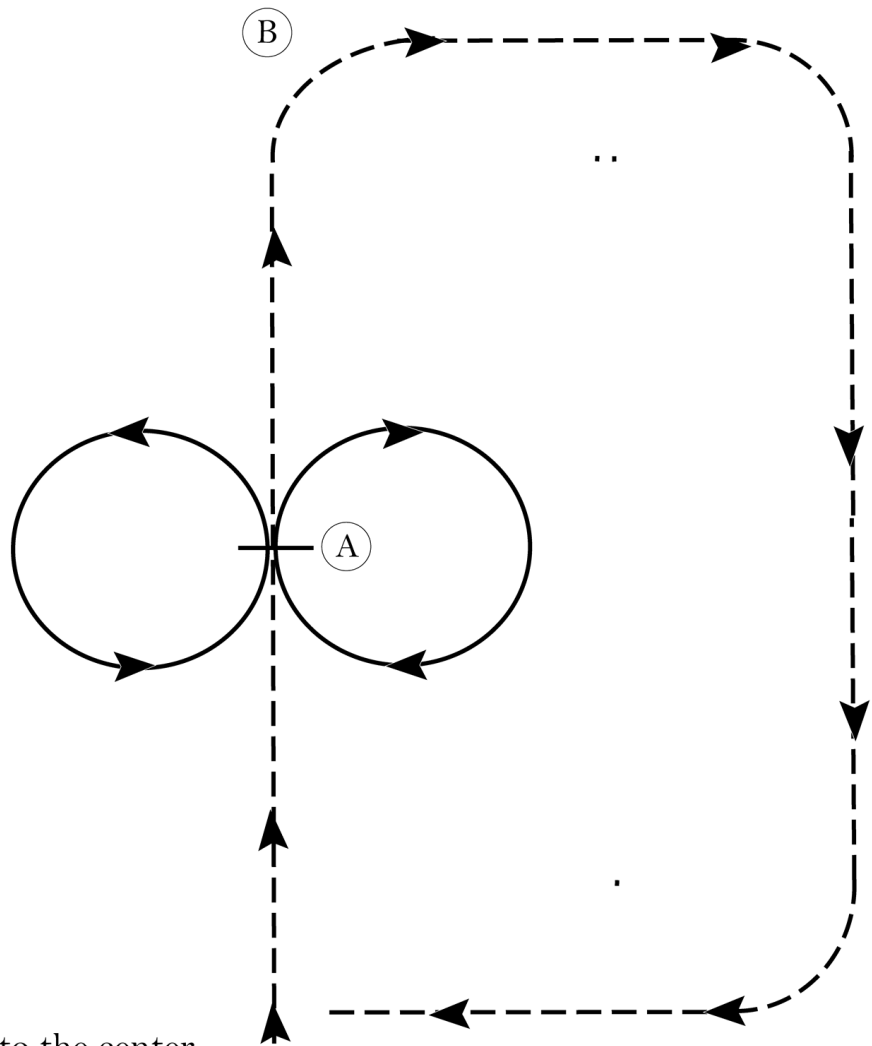
# St. Joseph County 4-H Pleasure Show

## Saddle Seat Eq (Class 20)

Show Date: 08-11-2019

w w w . H o r s e S h o w P a t t e r n s . c o m

w w w . H o r s e S h o w P a t t e r n s . c o m



Enter the arena at the trot.

1. Trot down the center line to the center point of the arena (A). Stop briefly.
2. Canter a figure eight - the first circle clockwise and the second circle counter clockwise. Stop briefly.
3. Trot down the center line to the midpoint of the far end of the arena (B).
4. Make a right turn and proceed around the curve, down the straightaway, around the next curve and exit.

The workout has been completed - Thank You.

Walk	-----
Trot	- - - - -
Extended Trot	— — — — —
Canter	—————
Lead Change	↘ ↙
Back	← ← ← ← ←
Reference Point	(B)

[SSE/7]

Pattern Provided by:

*Taylor Fabus*

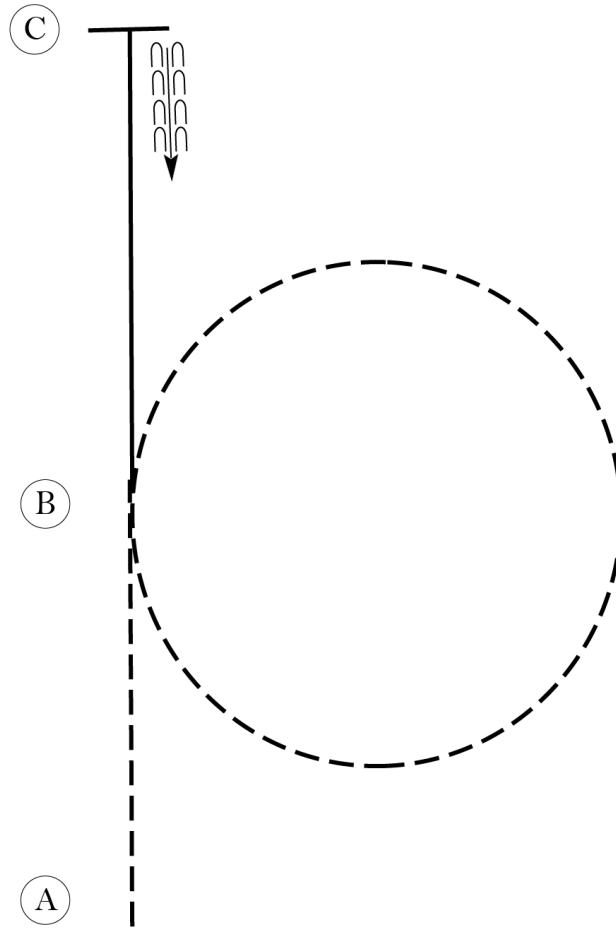
# St. Joseph County 4-H Pleasure Show

## HS Eq 12 & Under (Class 26)

Show Date: 08-11-2019

w w w . H o r s e S h o w P a t t e r n s . c o m

w w w . H o r s e S h o w P a t t e r n s . c o m



Be ready before A.

1. Sitting trot A to B.
2. At B, posting trot circle to the right on proper diagonal.
3. At B, canter on the left lead to C.
4. Stop at C and back approximately one horse length.

Walk	-----
Trot	- - - - -
Extended Trot	— — — — —
Canter	—————
Leg Yield	
Lead Change	↙ ↘
Back	← ← ← ← ←
Marker	⊙
Sidepass	← — — — — →
Hand Gallop	— — — — —

[HSE/1-2]

Pattern Provided by:

*Taylor Fabus*

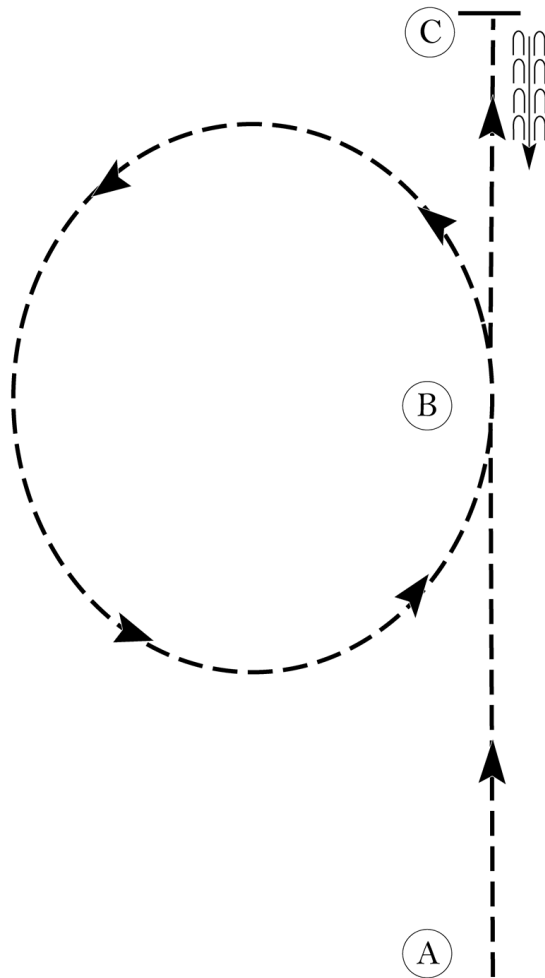
# St. Joseph County 4-H Pleasure Show

## Walk Trot HS Eq (Classes 28 & 29)

Show Date: 08-11-2019

w w w . H o r s e S h o w P a t t e r n s . c o m

w w w . H o r s e S h o w P a t t e r n s . c o m



1. Posting trot on the left diagonal from A to B.
2. At B posting trot a circle to the left on the right diagonal.
3. Sitting trot to C.
4. Stop at C and back approximately one horse length.

Exit at a sitting trot.

Walk	-----
Trot	- - - - -
Extended Trot	— — — — —
Canter	—————
Leg Yield	
Lead Change	↘ ↙
Back	← ← ← ← ←
Marker	⊙
Sidepass	← — — — — →
Hand Gallop	— — — — —

[HSE/WT-21]

Pattern Provided by:

*Taylor Fabus*



# St. Joseph County 4-H Pleasure Show

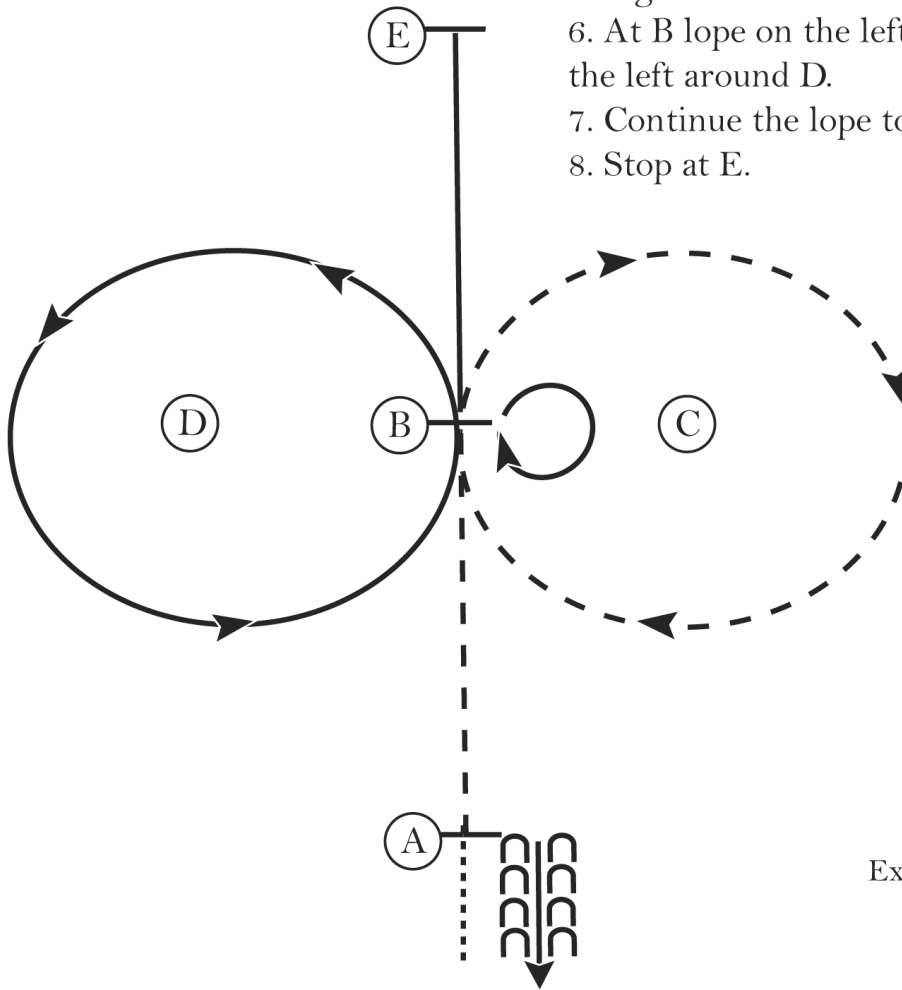
20 & over, 16-19, Pony, & Sweeps (Classes 38, 39, 42, and 45)

Show Date: 08-11-2019

www.HorseShowPatterns.com

www.HorseShowPatterns.com

1. Walk to A.
2. At A stop and back 3 steps.
3. Jog A to B.
4. Stop at B and perform a 360 degree turn to the right.
5. Jog a circle to the right around C.
6. At B lope on the left lead, lope a circle to the left around D.
7. Continue the lope to E.
8. Stop at E.



Walk	.....
Jog	- - - - -
Extended Jog	- - - - -
Lope	—————
Leg Yield	
Lead Change	↘
Back	←←←←← ↘↘↘↘↘
Marker	(B)
Sidepass	←- - - - -←

[WH/1-16]

Pattern Provided by:

*Taylor Fabus*

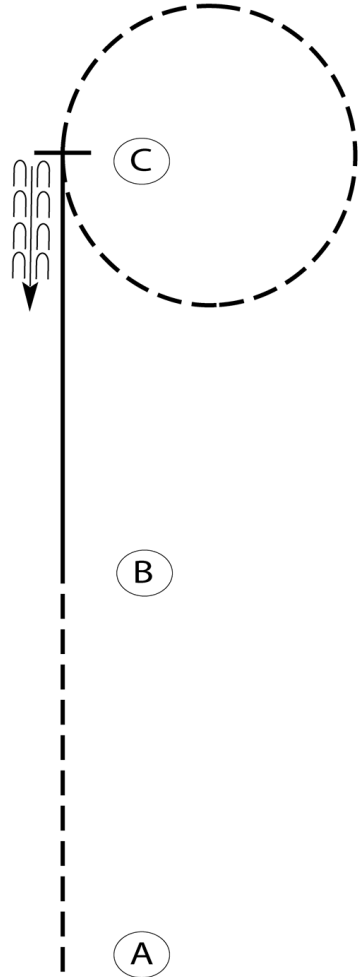
# St. Joseph County 4-H Pleasure Show

## Horsemanship 12 & Under

Show Date: 08-11-2019

w w w . H o r s e S h o w P a t t e r n s . c o m

w w w . H o r s e S h o w P a t t e r n s . c o m



Be ready at A.

1. Jog from A to B.
2. Lope on the right lead to C.
3. Even with C, break to a jog and circle to the right.
4. Stop at C and back one horse length

Retire to the rail or line up at a jog.

Walk	-----
Jog	- - - - -
Extended Jog	- - - - -
Lope	—————
Leg Yield	
Lead Change	— / —
Back	← ← ← ← ←
Marker	⊙
Sidepass	← — — — — →

[WH/1-20]

Pattern Provided by:

*Taylor Fabus*

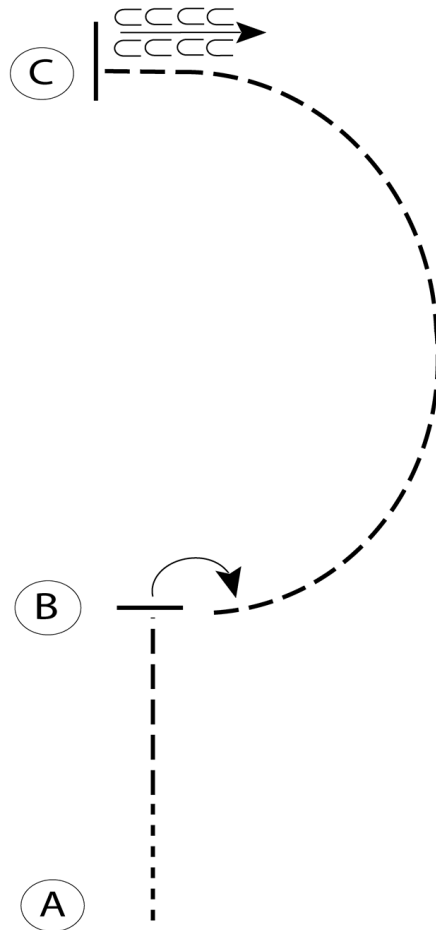
# St. Joseph County 4-H Pleasure Show

## Walk Trot Horsemanship (Classes 43 & 44)

Show Date: 08-11-2019

w w w . H o r s e S h o w P a t t e r n s . c o m

w w w . H o r s e S h o w P a t t e r n s . c o m



1. Be ready at A
2. Walk four steps from A.
3. Jog to B and stop.
4. Perform a 90 degree turn to the right on the hindquarters.
5. Jog a half circle to C.
6. At C stop and back four steps.

Walk	-----
Jog	- - - - -
Extended Jog	- - - - -
Lope	—————
Leg Yield	
Lead Change	— / —
Back	← ← ← ← ←
Marker	⊙ B
Sidepass	← — — — — →

[WH/WT-16]

Pattern Provided by:

*Taylor Fabus*