

MECOSTA COUNTY 4-H BEEF PROJECT AREA

NOTEBOOK GUIDELINES

BEEF EDUCATIONAL NOTEBOOK #5

Items A, B, C and D are required for the notebook #5.

- A. Decorative Cover
- B. Title Page
- C. Table of Contents and Notebook Guidelines
- D. Place the year that you complete each page in the lower right corner.

Level Five (5) Beef notebook options:


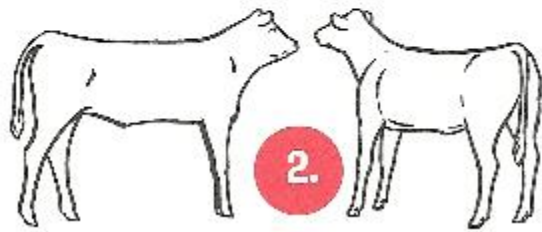


Options #1 -Ninth year complete 6 of the following items.
-Tenth year complete the remaining 6 items.

Option #2 - Ninth year complete all 12 items.

Year
Completed

- _____ 1. Describe and tell the important characteristics of (4) breeds of beef. Total of (14) in notebook. Include body type, breed standard, uses and their country of origin.
- _____ 2. Give (5) examples each of ethical and non ethical situations relating to raising and/or showing beef. (examples; helping younger members, painting your steers underside before a show)
- _____ 3. Research and define the terms Animal Welfare and Animal Rights.
- _____ 4. Choose a topic relating to the beef industry and present arguments from both the animal welfare view and the animal rights view. (Ex: Increasing wolf population and how it affects beef farmers)
- _____ 5. Page 2 contains photos of a market steer class. Judge and present reasons on your placings. Use comparative terms. An example reason note card and examples of terms are provided on page 3.
- _____ 6. Define Quality Assurance. List (4) practices that help to ensure Quality Assurance.
- _____ 7. Explain why treatment records are important and list (3) medications given to beef/dairy feeders, how they are administered, withdrawal time and why withdrawal time is important.
- _____ 8. Create a game complete with rules to help a younger member to learn more about a beef project.
- _____ 9. Describe a trip you took to a beef show, beef farm or any other beef event and why you would recommend to a younger member to do so.
- _____ 10. Continue your beef/dairy feeder records for breeding, feeding, and expenses. Include in notebook.
- _____ 11. Include pictures of you and your steer/calf and any ribbons/awards you may have won at fairs/shows.
- _____ 12. Write a brief summarization of your 4-H experience and how it has impacted your life.

Market Class



Write reasoning's here (attach separate sheet if additional lines are needed)

Example Reason Note Card

I placed this class of steers; 2, 4, 1, 3.

In the top pair I placed 2 over 4. I started with 2 because _____. 2 was more _____. I grant 4 was _____, yet I recognized and faulted 4 for _____.

In the middle pair I placed 1 over 3. 1 was _____ more so than 3. I grant he was _____ but I criticized 3 because he was _____ and Therefore was placed last.

Remember you want to compare the animals more so than describing them. You will want to bring out more important and general points first. State major differences. Keep your responses short and to the point.

Examples of Comparative Terms

Desirable

Skeletal Size, Structure and Soundness;

More correct set to feet
Stronger topped
Larger frame, correct in length and height of body
Squarer, stronger leg structure
Leveler, stronger top

Muscle;

Longer muscled
Wider and fuller in stifle
Heavier muscled loin
Thicker more muscular round

Finish (fatness);

More correctly finished
Trimmer in brisket, rear flank
More uniform

Undesirable

Knock-kneed, Cow hocked
Weaker topped
Smaller framed
Less body mass

Over finished
Wasty in brisket, rear flank
Less uniformity of finish

Over finished
Wasty in brisket, rear frame
Less uniformity of finish, patchy

Use terms to lead intro;
I grant
On the other hand
I admit