

Montcalm County



Goat Project Record Book

Name: _____

Address: _____

4-H Club: _____

4-H Leader: _____

4-H Age (as of 1/1): _____ Years in 4-H Goat Project: _____



MICHIGAN STATE
UNIVERSITY | Extension




MSU is an affirmative-action, equal-opportunity employer. Michigan State University Extension programs and materials are open to all without regard to race, color, national origin, gender, gender identity, religion, age, height, weight, disability, political beliefs, sexual orientation, marital status, family status or veteran status.

Rev. 11/2014

Why Keep Records?

- Members learn more about their project animals - costs, feed, health and management skills.
- Documents activities and progress in the project.
- Improves management and production practices.
- Helps plan future projects.



Keep this record as part of your Personal 4-H Records.
This information is helpful in applying for 4-H awards and scholarships.
Remember - records are no better than what YOU put into them!

I understand that this is a **completed** Breeding Beef Project Record Book as required.

4-H'ers Signature: _____

4-H Leader's Signature: _____

Extra Credit for my Goat Project?

An outstanding 4-H project record is one that goes above and beyond what is expected.
Be creative!

- A completed record book should have a beginning and final photograph. You are encouraged to be in the photo with your project animal(s), include more photographs and captions. You may use additional pages.
- Write a report on a related topic of at least one page:
Proper Care and Nutrition; Selection; Animal Science; Safe Management Practices or Diagram of Farm Set-up; Veterinary Science; Food Products (such as sample "healthy" recipes); Judging, etc.

MSU Montcalm Extension
211 W. Main Street, P.O. Box 368
Stanton, Michigan 48888
<http://msue.anr.msu.edu/county/info/montcalm>
Phone: (989) 831-7500
Fax: (989) 831-7515

Goat Project Summary

Each member must complete core pages 3-7 AND at least one supplemental diagram based on the type of goat(s) in your project. All members participating in the Market Goat Project must complete the core pages 3-7, the market goat record, AND at least one supplemental diagram based on the type of goat(s) in you project.

Number of project meetings held _____ Number I attended _____

I gave _____ project talks or demonstrations.

Topics were: _____

Have you participated in goat activities? Yes ___ No ___

If YES, list the activities, goat shows, fairs or related programs attended: _____

Number of goats in my herd _____

List by name and age

What are your goals for this year's goat project? _____



Be Creative. The more photographs, the better! You are encouraged to be in the photo with your Goat project animal(s). You should also include captions on your pictures that at least include the date of the photograph. You may use additional pages.

Feeding Program

Number of goats in herd _____

Water (Estimate how much per day) _____

Pasture (Dimensions and what kind of grasses) _____

Hay (How many flakes per day?) _____ 1st or 2nd cutting? _____

Grain (How many pounds or cups per day?) _____

Ingredients in your grain mix _____

Salt (Block or loose) _____

Trace mineral supplements (Estimate how much per day) _____

Is there selenium in your mineral mix? _____

(In Michigan, goats need extra selenium to prevent white muscle disease)

Other supplements/nutritional treats _____

Health Record

Hoof Care

List dates for current year

Worming

Date	Brand Wormer	Effect	Amount	Cost

Medication or Shots

For illness or prevention

Date	Type	Reason	Effect	Amount	Cost

Show and Award Record

Goat	Date	Where Shown	Name of Class	Placing

Caprine Questions

1. What two things should you consider when buying a goat?
2. What should your mineral mix contain?
3. What is the average temperature, pulse rate and respiration rate of a goat?
4. Name five goat products.
5. Name five pieces of equipment needed to care for goats and their use.
6. Name five breeds of goats and their primary use.

Project Survey

1. What were the three most important things you learned this year about goats?
2. What are your goals for your project next year?

Goat Project Diary

List below any interesting things you did with your goat, learned about your goat or write a story/poem about your goat.

Individual Goat Records

(Copy this page as needed to include each goat that you are exhibiting)

Registered Name: _____ Registration Number: _____
Barn/Herd Name: _____ Breed: _____
Date of Birth: _____ Color: _____
(Check) Doe Wether Buck born after April 1 of current year
(Check) Disbudded Naturally polled
Tattoo Information: Right Ear: _____ Left Ear: _____
Ear Tag Number: _____ Microchip Number: _____
Use: (check all that apply) Showing Breeding Milk Meat Pet
(Check) This goat is a kid This goat is a dry yearling This goat is a wether
 This goat has freshened _____ date _____ # does _____ # bucks
Previous freshening dates _____ date _____ days milked
_____ date _____ days milked
Weight at Fair time _____ actual or _____ calculated from heart girth.

Registered Name: _____ Registration Number: _____
Barn/Herd Name: _____ Breed: _____
Date of Birth: _____ Color: _____
(Check) Doe Wether Buck born after April 1 of current year
(Check) Disbudded Naturally polled
Tattoo Information: Right Ear: _____ Left Ear: _____
Ear Tag Number: _____ Microchip Number: _____
Use: (check all that apply) Showing Breeding Milk Meat Pet
(Check) This goat is a kid This goat is a dry yearling This goat is a wether
 This goat has freshened _____ date _____ # does _____ # bucks
Previous freshening dates _____ date _____ days milked
_____ date _____ days milked
Weight at Fair time _____ actual or _____ calculated from heart girth.

Individual Goat Records

(Copy this page as needed to include each goat that you are exhibiting)

Registered Name: _____ Registration Number: _____
Barn/Herd Name: _____ Breed: _____
Date of Birth: _____ Color: _____
(Check) Doe Wether Buck born after April 1 of current year
(Check) Disbudded Naturally polled
Tattoo Information: Right Ear: _____ Left Ear: _____
Ear Tag Number: _____ Microchip Number: _____
Use: (check all that apply) Showing Breeding Milk Meat Pet
(Check) This goat is a kid This goat is a dry yearling This goat is a wether
 This goat has freshened _____ date _____ # does _____ # bucks
Previous freshening dates _____ date _____ days milked
_____ date _____ days milked
Weight at Fair time _____ actual or _____ calculated from heart girth.

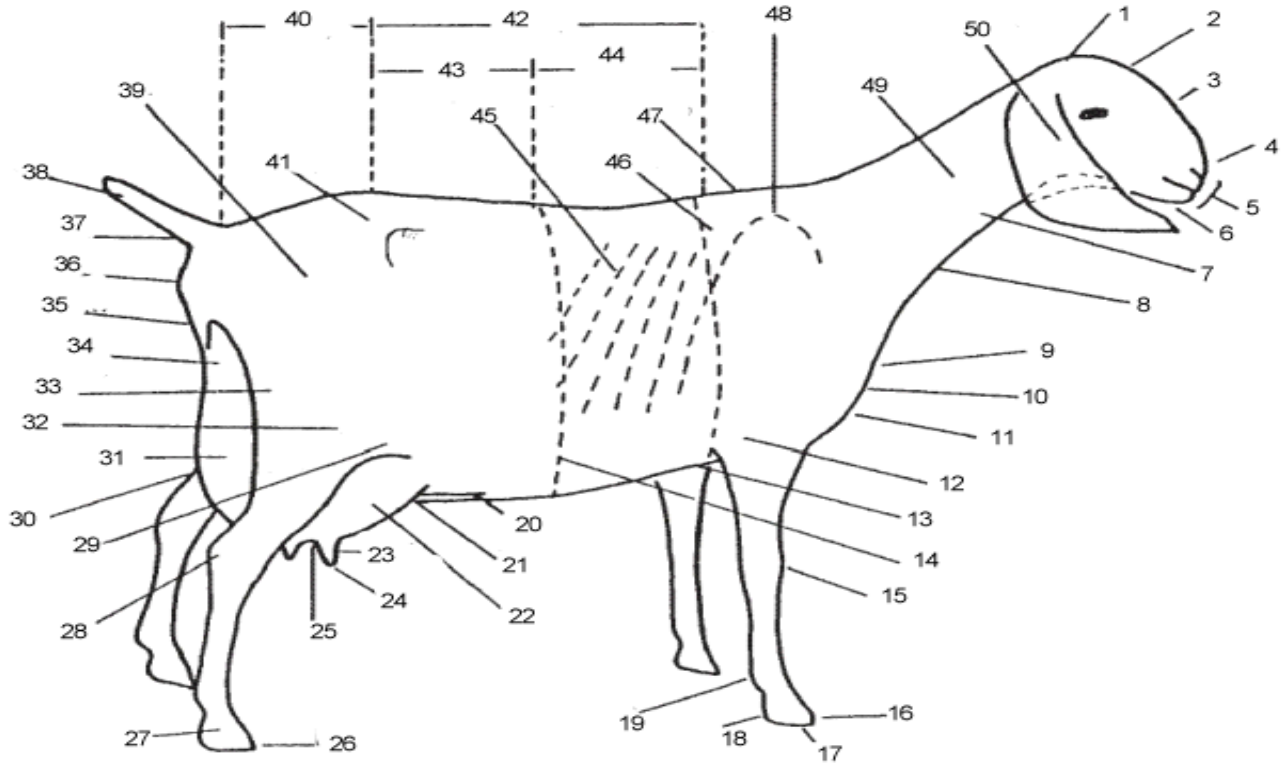
Registered Name: _____ Registration Number: _____
Barn/Herd Name: _____ Breed: _____
Date of Birth: _____ Color: _____
(Check) Doe Wether Buck born after April 1 of current year
(Check) Disbudded Naturally polled
Tattoo Information: Right Ear: _____ Left Ear: _____
Ear Tag Number: _____ Microchip Number: _____
Use: (check all that apply) Showing Breeding Milk Meat Pet
(Check) This goat is a kid This goat is a dry yearling This goat is a wether
 This goat has freshened _____ date _____ # does _____ # bucks
Previous freshening dates _____ date _____ days milked
_____ date _____ days milked
Weight at Fair time _____ actual or _____ calculated from heart girth.

Supplemental Diagram

Identifying Parts of a Dairy Goat

(Include this page if you are showing a *Dairy Goat*.)

Ages 9-11 - Complete 10 labels. **Ages 12-15** - Complete 30 labels. **Ages 16-19** - Complete all labels.



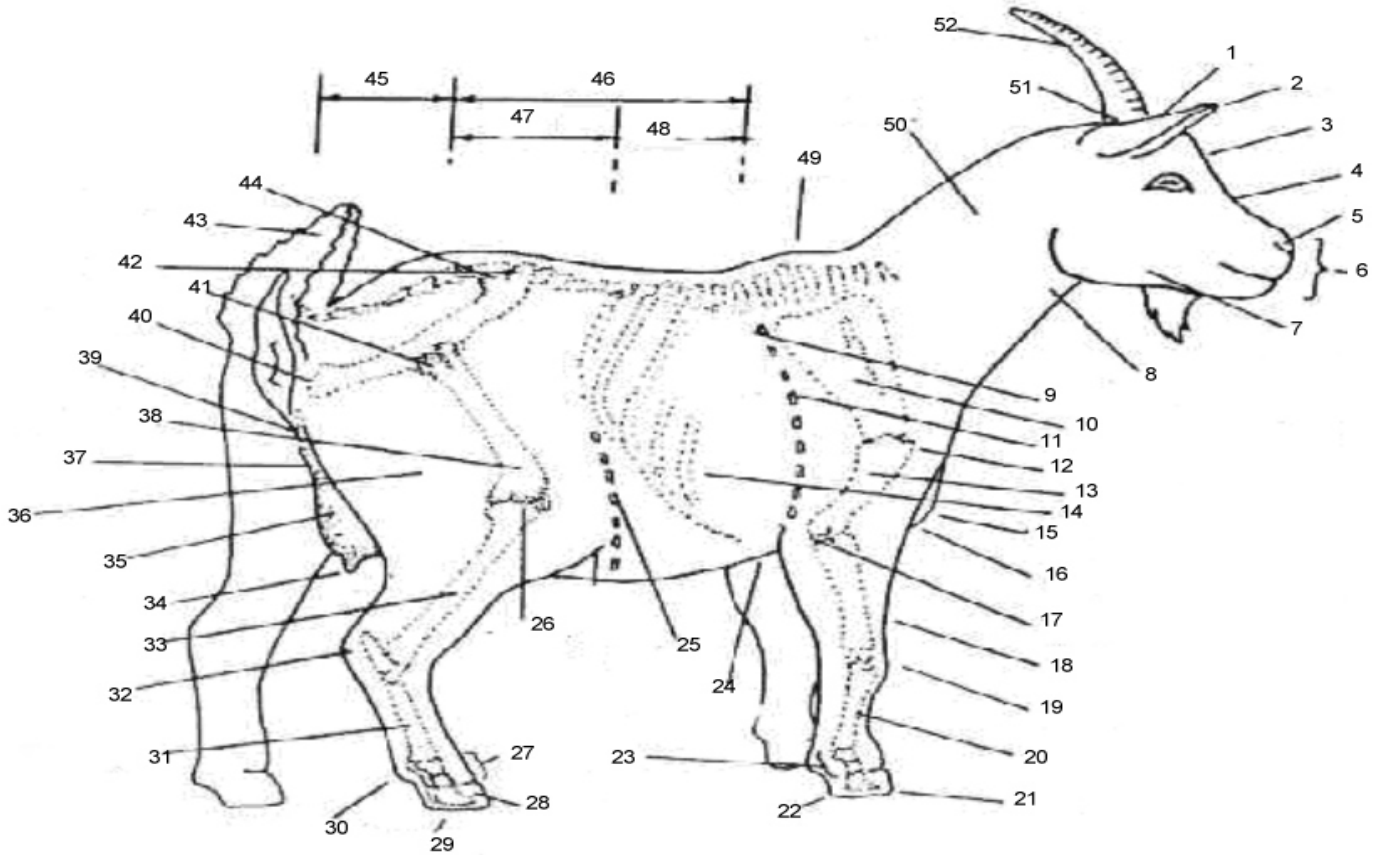
- | | | | |
|-----------|-----------|-----------|-----------|
| 1. _____ | 14. _____ | 27. _____ | 39. _____ |
| 2. _____ | 15. _____ | 28. _____ | 40. _____ |
| 3. _____ | 16. _____ | 29. _____ | 41. _____ |
| 4. _____ | 17. _____ | 30. _____ | 42. _____ |
| 5. _____ | 18. _____ | 31. _____ | 43. _____ |
| 6. _____ | 19. _____ | 32. _____ | 44. _____ |
| 7. _____ | 20. _____ | 33. _____ | 45. _____ |
| 8. _____ | 21. _____ | 34. _____ | 46. _____ |
| 9. _____ | 22. _____ | 35. _____ | 47. _____ |
| 10. _____ | 23. _____ | 36. _____ | 48. _____ |
| 11. _____ | 24. _____ | 37. _____ | 49. _____ |
| 12. _____ | 25. _____ | 38. _____ | 50. _____ |
| 13. _____ | 26. _____ | | |

Supplemental Diagram

Identifying Parts of a Pygmy Goat

(Include this page if you are showing a *Pygmy Goat*.)

Ages 9-11 - Complete 10 labels. **Ages 12-15** - Complete 30 labels. **Ages 16-19** - Complete all labels.



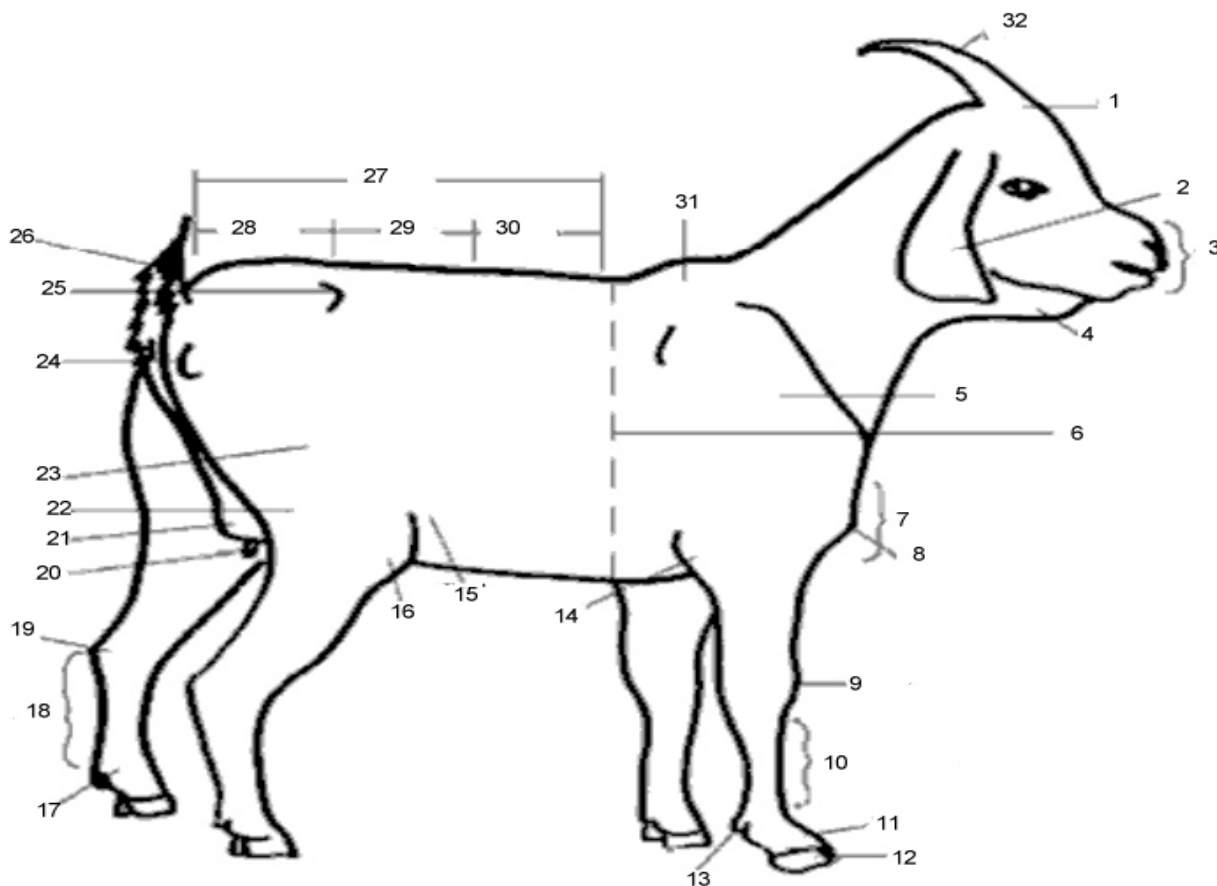
- | | | | |
|-----------|-----------|-----------|-----------|
| 1. _____ | 14. _____ | 27. _____ | 40. _____ |
| 2. _____ | 15. _____ | 28. _____ | 41. _____ |
| 3. _____ | 16. _____ | 29. _____ | 42. _____ |
| 4. _____ | 17. _____ | 30. _____ | 43. _____ |
| 5. _____ | 18. _____ | 31. _____ | 44. _____ |
| 6. _____ | 19. _____ | 32. _____ | 45. _____ |
| 7. _____ | 20. _____ | 33. _____ | 46. _____ |
| 8. _____ | 21. _____ | 34. _____ | 47. _____ |
| 9. _____ | 22. _____ | 35. _____ | 48. _____ |
| 10. _____ | 23. _____ | 36. _____ | 49. _____ |
| 11. _____ | 24. _____ | 37. _____ | 50. _____ |
| 12. _____ | 25. _____ | 38. _____ | 51. _____ |
| 13. _____ | 26. _____ | 39. _____ | 52. _____ |

Supplemental Diagram

Identifying Parts of a Angora Goat (Fiber)

(Include this page if you are showing a Angora Goat.)

Ages 9-11 - Complete 10 labels. **Ages 12-15** - Complete 30 labels. **Ages 16-19** - Complete all labels.



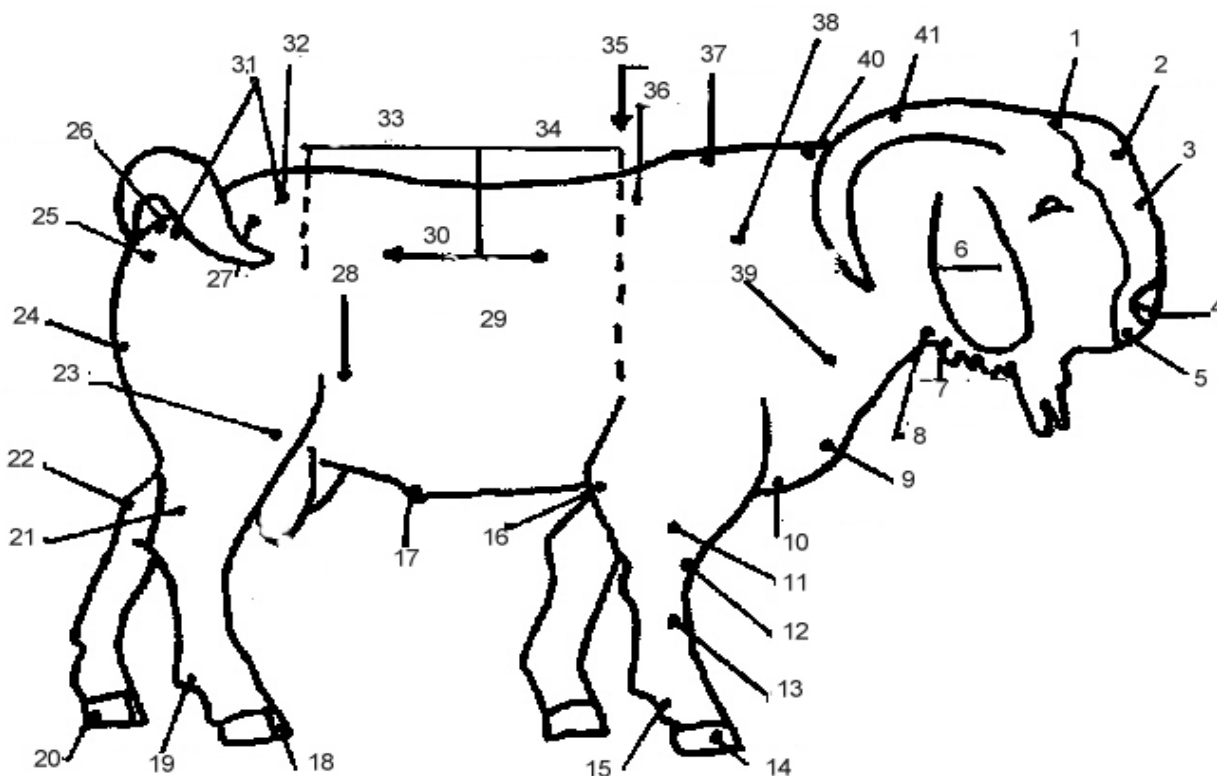
- | | | | |
|----------|-----------|-----------|-----------|
| 1. _____ | 9. _____ | 17. _____ | 25. _____ |
| 2. _____ | 10. _____ | 18. _____ | 26. _____ |
| 3. _____ | 11. _____ | 19. _____ | 27. _____ |
| 4. _____ | 12. _____ | 20. _____ | 28. _____ |
| 5. _____ | 13. _____ | 21. _____ | 29. _____ |
| 6. _____ | 14. _____ | 22. _____ | 30. _____ |
| 7. _____ | 15. _____ | 23. _____ | 31. _____ |
| 8. _____ | 16. _____ | 24. _____ | 32. _____ |

Supplemental Diagram

Identifying Parts of a Boer Goat (Meat)

(Include this page if you are showing a **Boer Goat**.)

Ages 9-11 - Complete 10 labels. **Ages 12-15** - Complete 30 labels. **Ages 16-19** - Complete all labels.



- | | | | |
|-----------|-----------|-----------|-----------|
| 1. _____ | 11. _____ | 21. _____ | 31. _____ |
| 2. _____ | 12. _____ | 22. _____ | 32. _____ |
| 3. _____ | 13. _____ | 23. _____ | 33. _____ |
| 4. _____ | 14. _____ | 24. _____ | 34. _____ |
| 5. _____ | 15. _____ | 25. _____ | 35. _____ |
| 6. _____ | 16. _____ | 26. _____ | 36. _____ |
| 7. _____ | 17. _____ | 27. _____ | 37. _____ |
| 8. _____ | 18. _____ | 28. _____ | 38. _____ |
| 9. _____ | 19. _____ | 29. _____ | 39. _____ |
| 10. _____ | 20. _____ | 30. _____ | 40. _____ |
| | | | 41. _____ |

Market Project Record

(Include this page if you are showing a **Market (meat) Goat.**)

IMPORTANT: Market records must be completed for exhibitors to sell their Market (meat) Goat through the 4-H Livestock Sale.

(Duplicate this page if needed for a second market goat.)

Fill in the following to determine the break-even price for your project. That is the price per pound at which expenses are covered and you start to make a profit.

1. RATE OF GAIN

- A. Final Weight (Date _____) _____ lbs.
- B. Beginning Weight (Date _____) _____ lbs.
- C. Total Gain ($A - B = \text{Total Gain}$) _____ lbs.
- D. Days on Feed _____ days
(Number of days between beginning and final weight)
- E. Rate of Gain ($C / D = \text{Rate of Gain}$) _____ lbs. per day

2. PROJECT EXPENSES

- A. Value of animal at start of project (*purchase price*) \$ _____
- B. Total of feed costs (*per animal*) \$ _____
- C. Total other expenses (*bedding, vet, supplies, misc.*) \$ _____
- D. Total Expenses ($A + B + C = \text{Total Expenses}$) \$ _____

3. PROJECT INCOME

- A. Official Weight of project for Livestock Sale _____ # lbs.
- B. Break-Even Price \$ _____ per pound
($\text{Total Expenses} / \text{Official Wt.} = \text{Break-Even Price}$)

My 4-H Goat Project Record Book Score Sheet

4-H Member: _____

4-H Club: _____

Page		Possible Points	Your Points
1	COVER SHEET	5	
	All information is neat and complete.		
2	WHY KEEP RECORDS	5	
	Leader signed book.		
3	GOAT PROJECT SUMMARY	15	
	All information is neat and complete. All questions are answered.		
4	GOAT PROJECT PHOTOS	15	
	Includes photographs of project animal(s). Captions included with pictures.		
5	FEEDING AND HEALTH	10	
	Information is neat and complete.		
6	AWARDS AND CAPRINE QUESTIONS	10	
	Completed and questions answered.		
7	PROJECT SURVEY AND DIARY	10	
	Information is neat and complete.		
8-9	INDIVIDUAL RECORDS	15	
	Information neat and complete.		
10-13	PARTS OF THE GOAT	15	
	Complete at least one diagram (or more) of four.		
	TOTAL POINTS - Non-Market Goat Only A: 100 - 80; B: 79 - 60; C: 59 - 30	100	
14	MARKET RECORD	60	
	Information neat and complete.		
	TOTAL POINTS - Market Goat A: 160 - 120; B: 119 - 90; C: 89 - 50	160	