



Junior Osceola County 4-H Rabbit & Cavy Project Record Book



Check those that apply:

Rabbit _____

Market Rabbit _____

Cavy _____


Name: _____

Number of years in the Project: Rabbit _____ Cavy _____

Fair Age as of January 1, of the current year: _____

4-H Club: _____

Leaders: _____



Objectives of All 4-H Rabbit & Cavy Projects

1. To gain knowledge and skills in managing and caring for rabbits & cavies.
2. To learn to select quality rabbits or cavies and how to feed them balanced rations.
3. To maintain management records to base decisions regarding feed, production and breeding.
4. To participate in group-activities and to assume responsibility in the 4-H rabbit and cavy program.
5. To gain satisfaction from completing a project to the best of your ability.
6. To let the member learn the possibilities of marketing rabbits or cavies for breeding stock, and or contribute to the family table with rabbit meat.
7. To let the member experience competing through a positive show experience with rabbits or cavies at the local area shows or the State 4-H Rabbit & Cavy Show.

Rabbit & Cavy books that can be loaned out from the Osceola County MSU Extension Office

Standard of Perfection

Published by the American Rabbit Breeders Association, Inc.

Raising Rabbits

Ann Kanable

Your Rabbit

Nancy Searle (Storey Books)


Rabbit Production Eighth Edition

McNitt/Patton/Luddefahr/Cheeke

All Rabbit Project Members Complete

Parts of a Rabbit:

- | | |
|--------------|-----------|
| 1. Ear | 18. Cheek |
| 2. Flank | 19. Rump |
| 3. Hip | 20. Eye |
| 4. Hock | |
| 5. Neck | |
| 6. Nose | |
| 7. Tail | |
| 8. Loin | |
| 9. Toes | |
| 10. Foot | |
| 11. Rear Leg | |
| 12. Dewlap | |
| 13. Belly | |
| 14. Shoulder | |
| 15. Rib | |
| 16. Mouth | |
| 17. Chest | |



Number the correct parts of the Rabbit

Market Rabbit Project

Check one

Pen of 3 _____

or

Single Fryer _____

Breed of Buck: _____

Breed of Doe: _____

Date Bred: _____

Date Kindled: _____

How many Kindled: _____

How many Lived: _____

Variety (color) of Kits: _____

Weight Records Beginning at 3 Weeks of Age

Date Weighed	Kit #1	Kit #2	Kit #3	Kit #4	Kit #5	Kit #6	Kit #7	Kit #8

All Junior 4-H Rabbit Members Complete

1. Breeds of rabbits I raise:

2. What colors (varieties) are my rabbits?

3. Describe your rabbit cages:

4. I feed my rabbit how much rabbit pellets per day:

$\frac{1}{4}$ cup _____ $\frac{1}{2}$ cup _____ 1 full cup _____

5. What is a boy (male) rabbit called? _____

6. What is a girl (female) rabbit called? _____

7. Which ear does a rabbit's tattoo number go in:

Circle one: RIGHT or LEFT

Junior Rabbit Expense Sheet

Choose one of your rabbits and complete the following on that rabbit.

1. I paid \$ _____ for my rabbit.
2. I have how many rabbits that I care for? _____ rabbits
3. My rabbit feed bag weighs how many pounds? _____ pounds
4. I pay \$ _____ for a bag of my rabbit feed.

My Rabbit Story

Tell us a story about you and your rabbit.

Cavy (Guinea Pig) Records

1. Breeds of Cavies (Guinea Pigs) I raise and their varieties (colors):

Breed: _____ Varieties: _____, _____, _____

Breed: _____ Varieties: _____, _____, _____

Breed: _____ Varieties: _____, _____, _____

2. Name the 13 breeds of cavies recognized by the Am. Rabbit Breeders Association:

3. A fatty deposit around a cavy's eye is called: _____

4. The gestation period for a cavy is: _____ - _____ days.

5. How many total toenails does a cavy have: _____ toenails

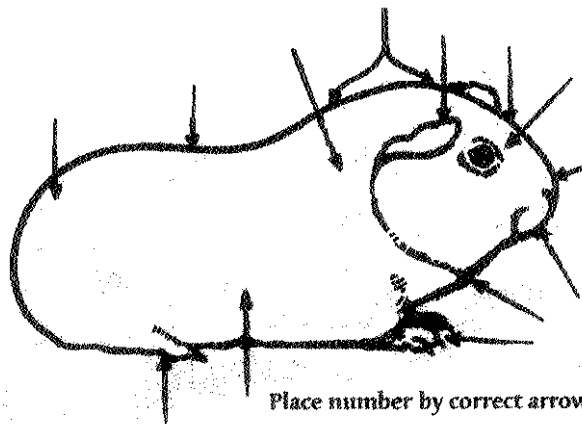
6. What does one use to treat lice on a cavy: _____

7. What vitamin must a cavy have every day and how is it given: _____

8. Name one cavy disease, is it treatable, and how (If treatable): _____

Parts of a Cavy:

1. Ear
2. Crown
3. Side of Body
4. Back
5. Eye
6. Chest
7. Fore Feet
8. Nose
9. Mouth
10. Shoulders
11. Hind Feet
12. Face
13. Hindquarters



Place number by correct arrow

Project Photos