

Name \_\_\_\_\_

Club \_\_\_\_\_

Age \_\_\_\_\_ (as of January 1)

St. Joseph County 4-H Youth Program

Year 2

4-H Horse Science Project



**Year 2** 4-H Horse Science Project exhibit requirements are as follows:

- ❖ 4-H Horse Project Story and photographs.
- ❖ Part of the saddle (English and Western) and various bridles.
- ❖ Basic grooming.
- ❖ Up-to-date "Member's Personal 4-H Record". Bulletin is available at the MSU Extension office, 612 E. Main St., Centreville, Michigan.

**Attention:** Project materials must be exhibited in a three-ring binder notebook. Each consecutive year's Horse Science Project work should be added to the notebook, with labeled dividers placed between each year's work (i.e. Year 1, Year 2, Year 3, etc.). Member's name, birth date, address and phone number must be listed on inside front notebook cover.



## **Pictures of you and your horse**

# STABLE RECORD

Horse \_\_\_\_\_ Age \_\_\_\_\_ Weight \_\_\_\_\_

Height \_\_\_\_\_ Normal Pulse \_\_\_\_\_ Temperature \_\_\_\_\_

Respiration \_\_\_\_\_ Owner \_\_\_\_\_

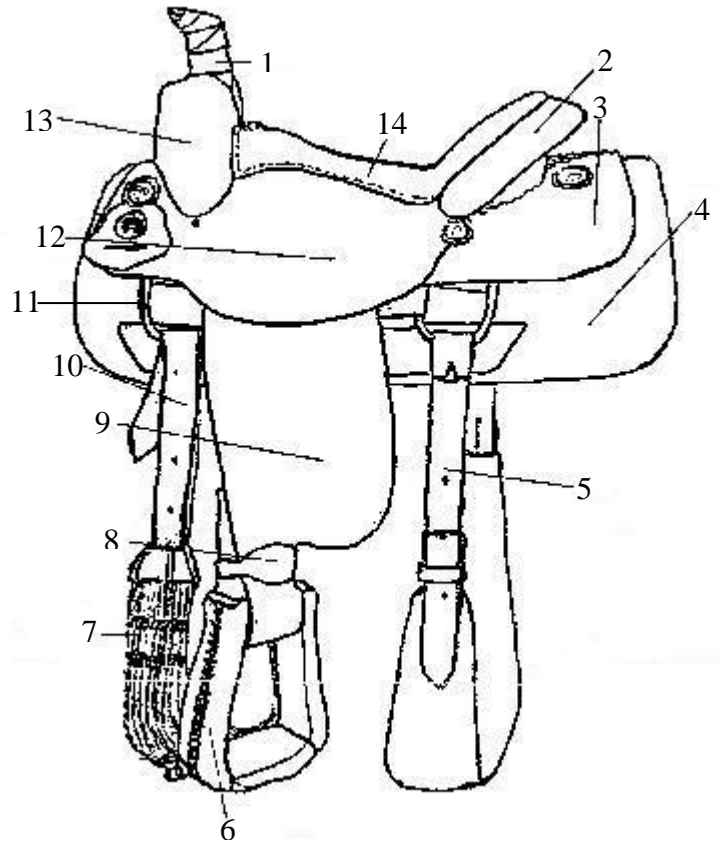
DATE							
Worming							
Tubed							
Flu Vaccine							
Eastern/ Western							
Tetanus							
Farrier							
Rabies							
Rhinomune							
Coggins							
Teeth floated							
Other							

DATE							
Worming							
Tubed							
Flu Vaccine							
Eastern/ Western							
Tetanus							
Farrier							
Rabies							
Rhinomune							
Coggins							
Teeth floated							
Other							

**A. Identify all parts of each saddle.**

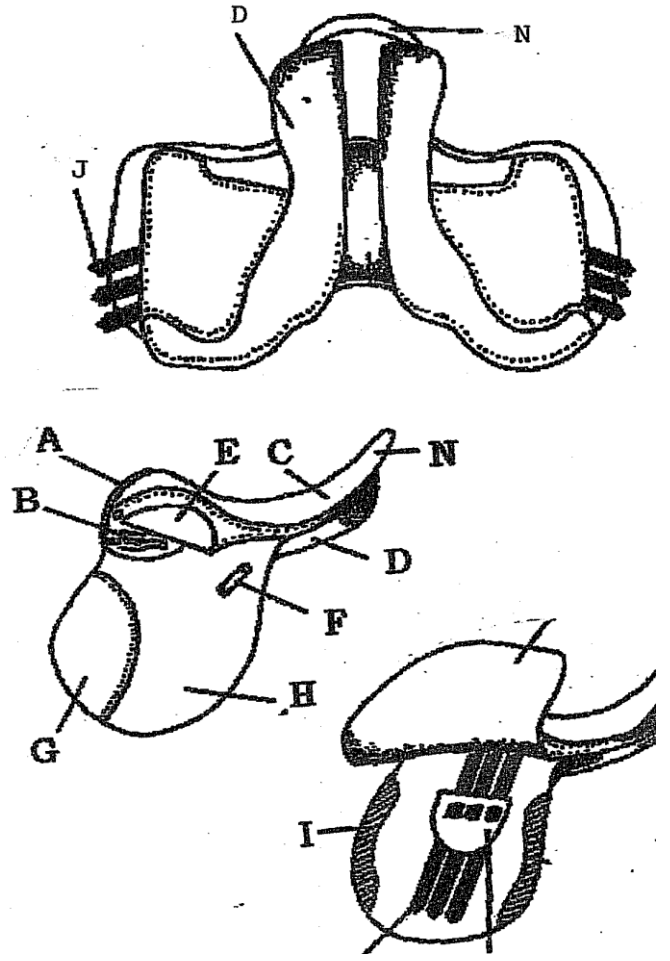
Western Saddle

1. \_\_\_\_\_
2. \_\_\_\_\_
3. \_\_\_\_\_
4. \_\_\_\_\_
5. \_\_\_\_\_
6. \_\_\_\_\_
7. \_\_\_\_\_
8. \_\_\_\_\_
9. \_\_\_\_\_
10. \_\_\_\_\_
11. \_\_\_\_\_
12. \_\_\_\_\_
13. \_\_\_\_\_
14. \_\_\_\_\_



English Saddle

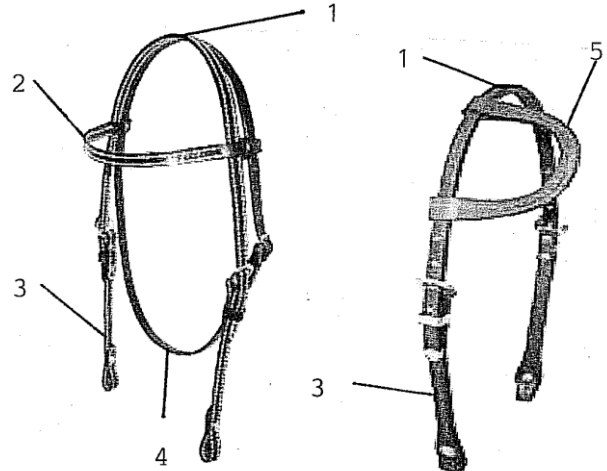
- A. \_\_\_\_\_
- B. \_\_\_\_\_
- C. \_\_\_\_\_
- D. \_\_\_\_\_
- E. \_\_\_\_\_
- F. \_\_\_\_\_
- G. \_\_\_\_\_
- H. \_\_\_\_\_
- I. \_\_\_\_\_
- J. \_\_\_\_\_
- K. \_\_\_\_\_
- L. \_\_\_\_\_
- M. \_\_\_\_\_
- N. \_\_\_\_\_



**B. Identify all parts of each bridle.**

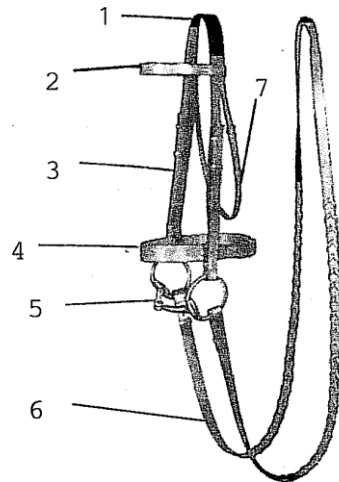
a. Western Bridles

- 1. \_\_\_\_\_
- 2. \_\_\_\_\_
- 3. \_\_\_\_\_
- 4. \_\_\_\_\_
- 5. \_\_\_\_\_



b. English Hunt Seat Bridle

- 1. \_\_\_\_\_
- 2. \_\_\_\_\_
- 3. \_\_\_\_\_
- 4. \_\_\_\_\_
- 5. \_\_\_\_\_
- 6. \_\_\_\_\_
- 7. \_\_\_\_\_



**C. List all items needed to clean tack (saddle and bridle).**

---

---

---

**D. Basic grooming. Describe how and where each of the following are used.**

- 1. Curry comb \_\_\_\_\_  
\_\_\_\_\_
- 2. Body brush \_\_\_\_\_  
\_\_\_\_\_

**D. Basic grooming, continued**

3. Mane & tail comb \_\_\_\_\_  
\_\_\_\_\_

4. Sweat scraper \_\_\_\_\_  
\_\_\_\_\_

5. Grooming cloth \_\_\_\_\_  
\_\_\_\_\_

6. Hoof pick \_\_\_\_\_  
\_\_\_\_\_

**E. List 10 safety rules to be used when handling your horse.**

1. \_\_\_\_\_

2. \_\_\_\_\_

3. \_\_\_\_\_

4. \_\_\_\_\_

5. \_\_\_\_\_

6. \_\_\_\_\_

7. \_\_\_\_\_

8. \_\_\_\_\_

9. \_\_\_\_\_

10. \_\_\_\_\_

**F. List the four purposes of saddle blankets or pads.**

1. \_\_\_\_\_

2. \_\_\_\_\_

3. \_\_\_\_\_

4. \_\_\_\_\_

**G. Briefly describe the following gaits.**

1. Walk \_\_\_\_\_  
\_\_\_\_\_  
\_\_\_\_\_

2. Trot \_\_\_\_\_  
\_\_\_\_\_  
\_\_\_\_\_

3. Canter \_\_\_\_\_  
\_\_\_\_\_  
\_\_\_\_\_

4. Gallop or Run \_\_\_\_\_  
\_\_\_\_\_  
\_\_\_\_\_

5. Running Walk \_\_\_\_\_  
\_\_\_\_\_  
\_\_\_\_\_

6. Fox Trot \_\_\_\_\_  
\_\_\_\_\_  
\_\_\_\_\_



7. Rack \_\_\_\_\_  
\_\_\_\_\_  
\_\_\_\_\_

8. Pace \_\_\_\_\_  
\_\_\_\_\_  
\_\_\_\_\_

**H. Briefly explain the following terms.**

1. Stride \_\_\_\_\_  
\_\_\_\_\_  
\_\_\_\_\_

2. Pounding \_\_\_\_\_  
\_\_\_\_\_  
\_\_\_\_\_

3. Easy gaited \_\_\_\_\_  
\_\_\_\_\_  
\_\_\_\_\_

4. Collected \_\_\_\_\_  
\_\_\_\_\_  
\_\_\_\_\_

5. Three gaited \_\_\_\_\_  
\_\_\_\_\_  
\_\_\_\_\_

**I. Personal Member Record Book.**