





STYLE SHOW






COMMENTARY GUIDELINES

Every exhibitor participating in the Style Show must provide the superintendent with a written commentary (preferably typed) that describes their outfit. The commentary will be read as the exhibitor models their outfit during the Style Show.

PLEASE INCLUDE THIS INFORMATION IN YOUR NARRATION:

-  Name of 4-H member and club
-  Project area - year in project and age
-  Type of fabric
-  Any unique detail on garment (example: topstitching, trims, closures, lining, pattern stitch).

ADDITIONAL INFORMATION TO INCLUDE:

-  Where garment will be worn.
-  Cost - per wearing or money saved by making yourself.
-  Newly learned construction techniques or designing or pattern construction.
-  Accessories
-  Quantity of sewing done in past year.

-
1. Pattern envelope description may be used as a guide to writing a narration; clothing catalogues also may be helpful in finding ideas about how to write an interesting commentary.
 2. Vary the order of information given in the narration.
 3. Relate the theme in the narration if appropriate.
 4. Type commentary and practice beforehand.
 5. Limit length of time.