



Sanilac County 4-H Dog Project Record Book 1st Year Members (9-19 year olds)

Created and Distributed by Sanilac County 4-H Dog Committee & MSUE 4-H Program

Exhibitor Name: _____ Years in Dog Project: _____

4-H Club Name: _____ 4-H Age: _____

**Place photo of you and your dog here.
Place this page under the front overlay of a 3
ring binder... This page is the cover of your
record book.**

Member's Signature: _____

Start date of book: _____/_____/_____

4-H Leader's signature: _____

Other 4-H project areas that you are involved in: _____

Dog Project Record Book Requirements

1. All books are required to have a photo of the project animal and member on the front cover of the notebook. Penalty: 25 point deduction.
2. All books must be signed by exhibitor and leader. Penalty: 25 point deduction.
3. All pages that are listed as required for that division must be completed, regardless of incorrect answers. DO NOT LEAVE ANY BLANK ANSWERS. Incomplete books will be penalized.
4. Books which contain obvious adult contribution will be penalized.
5. Creativity, effort, correctness, and completeness of answers will all be used in judging this record book.
6. Coloring and use of materials such as stickers is allowed and encouraged. Including past project record books is encouraged.
7. Project book shall be placed in a 1" binder with photo and information page placed under the front overlay.
8. Books will be judged by the Sanilac County 4-H Dog Committee. Ribbons will be awarded based on scores with County Honor and/or Grand and Reserve placing at the Committee's discretion.
9. You are welcome to complete pages from other divisions; however no extra credit points will be given. Points will be earned in your appropriate division only. You can add photos, stickers, and other embellishments as desired for creativity.
10. There are 3 phases to this activity:
 - Completion of the book and placement in an appropriate binder.
 - Turning in Record Book by deadline.
 - Neatness, Depth of Answers, and creativity will be considered in judging.
11. You must included The Dog Project Record Book on your **4-H Fair Entry Form (aka Premium List).**

DOG PROJECT CHECKLIST

**Required forms to exhibit your dog at the Sanilac County 4-H Fair Dog Show
To be turned in by deadline.**

- Entry Form
- Copy of Shot Records and Dog License
- Signed Copy of Sanilac County Aggressive Dog Policy
- Project Record Book
- Premium Sheet – turned into Fair Office (includes all projects to be entered at the fair)

DOG PROJECT RECORD BOOK POINT SHEET

PROJECT RECORD BOOK MUST BE COMPLETED TO BE GRADED, AND MUST BE TURNED IN BY THE DEADLINE TO BE ELIGIBLE TO SHOW AT THE 4-H FAIR DOG SHOW.

Page	Title	Points Possible	Points Earned
1	Cover Page	10	
2	Dog Project Record Book Requirements		
3	Dog Project Record Book Score Sheet		
4	Project Animal Information	15	
5	Health & Wellness	11	
6	Nutrition	13	
7	Obedience	10	
8	Agility - Equipment	8	
9	Showmanship	10	
10	Rally - True or False	10	
11	Breed Knowledge	7	
12	Dog Show Etiquette	15	
13	Grooming	6	
14	Ending Page		
	Neatness	10	
	Creativity	10	
	Total Points	135	

Project Animal Information

My Dog's Information

Dog's Name: _____ Sex: _____

Dog's Breed (if known or closest): _____

Dog's Group: _____

Dog's Age: _____ Birth Date (if known or approximate): _____

Spayed or Neutered? Yes or No If No, Dates in Season: _____

Height at shoulder (withers): _____ Weight: _____

Dog's favorite foods or treats: _____

Dog's favorite toys or tricks: _____

What have you learned about your dog during this 4-H year?

What do you think your dog has learned this 4-H year?

Health & Wellness

My Dog's Information

My Dog's Veterinarian: _____

Vaccinations that my dog gets: _____

Parasite Preventatives my dog gets: _____

True or False

- _____ 1. Lyme Disease is transmitted by misquitos.
- _____ 2. Kennel Cough is a highly contagious respiratory disease, most commonly caused by the *Bordetella bronchiseptic* bacteria and the Parainfluenza virus and Adenovirus.
- _____ 3. Rabies vaccinations must be given by a licensed veterinarian.
- _____ 4. There are numerous types of Flea and tick preventatives on the market.
- _____ 5. Heartworm preventative medications can be given without first testing the dog for heartworms.
- _____ 6. Dental care is important to your dog's overall health.
- _____ 7. Dogs can get numerous types of internal parasites, including roundworms, hookworms, and tapeworms to mention a few.
- _____ 8. The dog's normal body temperature is 100.5°F to 102.5°F.

Nutrition

My Dog's Information

What type of food do you feed your dog? _____

How much and how often do you feed your dog? _____

What is the cost of your dog's food? _____

True or False

- _____ 1. Dogs are carnivores.
- _____ 2. It is best to feed your dog a commercial food because it should include all nutrients your dog needs.
- _____ 3. Your dog can eat a balanced diet if given just table scraps.
- _____ 4. It is important to watch your dog's weight and adjust food accordingly.
- _____ 5. You can compare differences in dry foods from the labels.
- _____ 6. Your dog doesn't need a feeding schedule and the same amount of food every day.
- _____ 7. Dogs do not need to drink water except at meals.
- _____ 8. Dog's nutritional needs are the same as humans and cats.
- _____ 9. Dog treats can be used as a replacement for a nutritionally balanced dog food.
- _____ 10. It is best to talk to your vet about what to feed your dog if you are confused.

4-H Obedience

1. After giving the heel command you should start your forward motion with your _____ foot.
 - a. Right
 - b. Left
2. When starting your figure 8, you should move forward in the _____ direction.
 - a. Right
 - b. Left
 - c. Either direction, your choice
3. After giving the stay command you should leave your dog starting with the _____ foot.
 - a. Right
 - b. Left
4. If your dog gets up while on the down, stay exercise you should _____.
 - a. Yell at your dog and make him go back to the down position.
 - b. Go to your dog and stand quietly for the rest of the exercise
 - c. Call your dog to you and then exit the ring
5. Can a slip collar be put on backwards?
 - a. Yes
 - b. No
6. What collar is preferred for use in obedience?
 - a. Harness
 - b. Head harness
 - c. Slip collar
 - d. Pinch collar
7. When entering the obedience ring you should wear _____.
 - a. Jeans with holes and flip flops.
 - b. Shoes with 4 inch heels.
 - c. Modest clothing and flat heeled shoes.
 - d. Shirts that are low cut in the front and show your stomach.
8. What kind of a leash should you use for obedience?
 - a. Retractable leash
 - b. 12 foot leash
 - c. 3 foot leash
 - d. 6 foot leash
9. When should you enter the obedience ring?
 - a. Immediately after a dog and handler exit the ring. If the judge is busy they will catch up to you.
 - b. When the judge invites you into the ring.
 - c. When the handler before you is doing the figure 8. That way you're ready to start quickly.
10. When doing the stand for exam exercise your dog should _____.
 - a. Stand still while the judge examines them.
 - b. Return to you after the judge is done with the examination.
 - c. Sit down after the judge has performed the examination.

4-H Agility

Name the Agility Equipment.







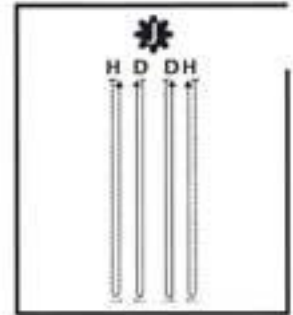
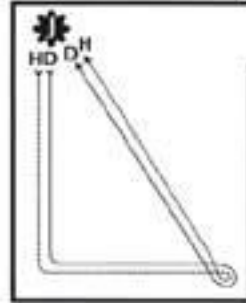
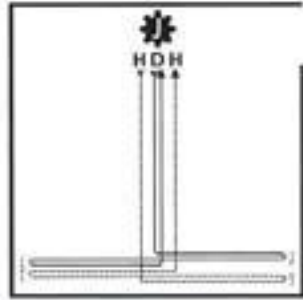





Showmanship

Name these patterns used in showmanship.

Clues: pairs, T, L, down and back, triangle.



True or False

- _____ 1. It is important to keep the judge's attention on you rather than your dog.
- _____ 2. When the judge tells your group to take the dogs around, do not wait for others to be ready, just go.
- _____ 3. Stack your dog as close as possible to the dog in front of you to save space for others.
- _____ 4. If your dog has mixed ancestry it is part of showmanship learn which breed he looks most like and show him as if he was that breed.
- _____ 5. You want to teach your dog to free stack at the end of the down and back demonstration.
- _____ 6. When you stack your dog, his hocks should be perpendicular to the floor. (Except German Shepherds, they are stacked so the hock on the side of the dog closest to the center of the ring is perpendicular.)

4-H Rally

True or False

- _____ 1. I can bring bait (treats) into the ring for Rally.
- _____ 2. I can touch my dog in the Rally ring.
- _____ 3. I should walk into the ring without waiting for the judge or steward to invite me.
- _____ 4. If my dog eliminates in the ring, we are disqualified in Rally.
- _____ 5. "Talking" to my dog means extra commands and praise while the dog is working in Rally and Obedience.
- _____ 6. My dog and I do not need to cross the finish line or sign in Rally.
- _____ 7. I can keep my leash tight so my dog stays in heel position in Rally.
- _____ 8. I wait for the judge to tell me to move to the next sign in Rally.
- _____ 9. I can re-do signs in Rally.
- _____ 10. My dog can wear a harness in Rally.

Breed Knowledge


Match each picture to the description of the breed.



Yorkshire Terrier



Beagle



Bulldog



German Shorthair Pointer



Russell Terrier



Boxer



Shetland Sheepdog

A member of the Sporting Group, originating in Germany. A friendly, smart, willing to please energetic dog. Known as all-purpose dogs, they are versatile hunters and an all-purpose gun dog.

A member of the Terrier Group. An alert, lively, and inquisitive dog. They are confident, highly intelligent and faithful, and view life as a great adventure.

A member of the Herding Group. A bright, playful, and energetic dog. A small, agile, and sturdy longhaired working dog.

Member of the Hound Group. They are loving and loveable, happy, easygoing, and companionable. Scent hounds that are used primarily for hunting rabbits and larger hares.

A member of the Working Group. A fun-loving, bright, active and loyal dog. Very active dogs that are strong, quick, and busy; requiring plenty of exercise.

A member of the Toy Group. A spirited dog, affectionate, sprightly and tomboyish. A long haired toy terrier whose blue and tan coat hangs evenly and quite straight.

A member of the Non-Sporting Group. A calm, courageous and friendly dignified by amusing dog. Known for their short face and stocky body.

Dog Show Etiquette

True or False

- _____ 1. When at a dog show, it is acceptable to pet a dog if it has just come out of a show ring.
- _____ 2. At a dog show, as a spectator, you should stay away from the ring entrance.
- _____ 3. You should ask a handler any questions after they finish with their events so you don't interrupt their preparations to show.
- _____ 4. If you have questions for the judge, you should interrupt the class to ask your questions.
- _____ 5. If you like a handler's dog, you should lean over the fence when they are in the ring and tell them.
- _____ 6. You should not ask before petting a dog.
- _____ 7. You should turn off your cell phone at the show so you don't distract the dogs and handlers.
- _____ 8. You don't need to pay attention to the classes in the ring, the stewards will find you when it's your turn to show.
- _____ 9. You should enjoy your food directly next to the show ring.
- _____ 10. You should bring your own dog even if you aren't going to be showing.
- _____ 11. It is important to show good sportsmanship. Success does not necessarily mean winning 1st place.
- _____ 12. You may use a pinch collar on the show grounds your first year with approval from the Superintendent.
- _____ 13. You do NOT need to fill out the Fair Entry Form (aka Premium Sheet) if you are just showing dogs.
- _____ 14. Judges decisions are FINAL. You can ask questions for clarification but it is important NOT to argue with a judge.
- _____ 15. It is the exhibitors responsibility to keep track of their belongings and clean up any messes that their dog might make.

Grooming

Directions: Match the brush to its name.



Grooming Mitt

Grooming Rake

Slicker Brush

Pin Brush

Rubber Curry
Comb

Combination
Brush

Resources that can be used to complete this record book:

- 2014 Michigan 4-H Agility Manual
- 4-H Junior Showmanship Manual
- 4-H Dog Learning Lab
- Dog Resource Handbook – 4-H 201R published by the OHIO State University Extension
- www.akc.org
- https://www.hoytt.com/description_rallyexercises.pdf
- <http://www.drsfostersmith.com/dog-supplies/dog-grooming/combs-and-brushes>
- Use your leader and peers knowledge as a great resource

The End

Date completed ____/____/____

Sanilac County 4-H Dog Project



MSU is an affirmative-action, equal-opportunity employer. Michigan State University Extension programs and materials are open to all without regard to race, color, national origin, gender, gender identity, religion, age, height, weight, disability, political beliefs, sexual orientation, marital status, family status or veteran status.