



2018 MICHIGAN CORN HYBRIDS COMPARED

EXTENSION BULLETIN E-431

WEATHER **4** | CORN GRAIN **7** | CORN SILAGE **28** | TAR SPOT **46** | UP CORN TRIALS **47**

MICHIGAN STATE
UNIVERSITY | College of Agriculture
and Natural Resources

RESEARCH CONDUCTED BY MICHIGAN STATE UNIVERSITY
Results of the 2018 Growing Season

COMPANY INDEX

BRAND

CONTACT

AGRIGOLD AgriGold Hybrids
5381 Akin Road
St. Francisville, IL 62460
www.agrigold.com

AgVenture AgVenture, Incorporated
7300 NW 62nd Avenue
P.O. Box 7034
Johnston, IL 50131
www.agventure.com

AMP Mission Seed Solutions
1880 Fall River Drive
Loveland, CO 80538
www.missionseed.com

BECK Beck's Hybrids
6767 E. 276th Street
Atlanta, IN 46031
www.beckshybrids.com

BLUE RIVER Blue River Hybrids
2326 230th Street
Ames, IA 50014
www.blueriverorgseed.com

BRODBECK Brodbeck Seeds
15 Ringel Avenue
Wabash, IN 46992
www.brodbeckseed.com

CHANNEL Monsanto Company
800 N. Lindbergh Boulevard
St. Louis, MO 63167
www.channel.com

CROPLAN Croplan Genetics
P.O. Box 64281, MS 5735
St Paul, MN 55164
www.croplan.com

DAIRYLAND Dairyland Seed
P.O. Box 958
West Bend, WI 53095
www.dairylandseed.com

DYNA-GRO Dyna-Gro Seed
4648 S. Garfield Road
Auburn, MI 48611
www.dyna-groseed.com

FS InVision Growmark Incorporated
1701 Towards Ave.
Bloomington, IL 61701
www.growmark.com

BRAND

CONTACT

GOLDEN HARVEST Syngenta Seed
11055 Wayzata Boulevard
Minnetonka, MN 55440
www.syngenta.com

KingFisher Byron Seeds
775 N 350 E
Rockville, IN 47172
www.syngenta.com

LEGACY SEEDS Legacy Seeds, Incorporated
P.O. Box 68 - 290 Depot St.
Scandinavia, WI 54799
www.legacyseeds.com

LEGEND Legend Seeds
P.O. Box 241
DeSmet, SD 57231
www.legendseeds.com

LG SEEDS LG Seeds
9915 W M21
Ovid, MI 48866
www.lgseeds.com

LOCAL SEED Local Seed Company
802 Rozelle Street
Memphis, TN 38104
www.localseed.com

M & W SEEDS M & W Seeds Incorporated
8443 Wilcox Road
Eaton Rapids, MI 48827
www.mwseeds.com

MASTERS CHOICE Masters Choice, Incorporated
3010 State Route 146 E.
Anna, IL 62906
www.seedcorn.com

NK Brand Syngenta Seeds, Incorporated
11055 Wayzata Boulevard
Minnetonka, MN 55440
www.syngenta.com

RENK Renk Seed Company
6809 Wilburn Road
Sun Prairie, WI 53590
www.renkseed.com

RUPP Rupp Seeds, Incorporated
17919 Co. Road B
Wauseon, OH 43567
www.ruppseeds.com

BRAND

CONTACT

SEED CONSULTANTS Seed Consultants, Incorporated
648 Miami Trace Road SW
Washington C. H., OH 43160
www.seedconsultants.com

SEEDWAY Seedway LLC
275 North Eighth Street
Mifflinburg, PA 17844
www.seedway.com

SPECIALTY Specialty Hybrids
306 N Main Street
Monticello, IN 47960
www.specialtyhybrids.com

SUN PRAIRIE Masters Choice, Incorporated
3010 State Route 146 E.
Anna, IL 62906
www.seedcorn.com

VIKING Albert Lea Seeds
1414 West Main Street
P.O. Box 127
Albert Lea, MN 56007
www.seedhouse@alseed.com

WELLMAN Wellman Seeds, Incorporated
23778 Delphos Jennings Road
Delphos, OH 45833
www.wellmanseeds.com

WOLF RIVER VALLEY Wolf River Valley Seeds
914 3rd Avenue
Antigo, WI 54409
www.wolfrivervalleyseeds.com

WYCKOFF Wyckoff Hybrids
594 E 400 N
Valparaiso, IN 46383
www.wyckoffhybrids.com

2018

MICHIGAN CORN PERFORMANCE TRIALS

*M. P. Singh, W. D. Widdicombe and L. A. Williams
Department of Plant, Soil, and Microbial Sciences
Michigan State University*

Introduction

The Michigan State University (MSU) Department of Plant, Soil, and Microbial Sciences conducts Michigan Corn Performance Trials (MCPT) each year in cooperation with Michigan State University AgBio Research, The Ohio State University, seed corn companies, and farmers to determine yield and quality performance.

Entries

Seed companies are invited to enter hybrids in the trials; a fee is charged to cover expenses incurred while conducting the trials. Separate indexes for grain and silage provide a list of all hybrids entered in the 2018 trials (pg. 26 and 31 respectively). Twelve grain and nine silage locations were planted. A total of 325 hybrids from 32 brand names make up the 514 entries; that translates into 6,168 separate county plots planted. Company names used in association with hybrid numbers refer to the brand. The hybrid numbers are the companies' designations.

Hybrids that have a seed-applied insecticide that may enhance yield are listed in the table column TRT (Treatment). The "TRAIT" column uses code numbers, listing the hybrid traits provided by the companies'. Treatment and trait codes are listed in the tables on page 19.

How to Use This Bulletin

Tables list hybrids alphabetically and contain yield results for each location, plus zone averages. Complete one and two-year yield results are listed in tables for each zone where data is available. One-year single-site results are less reliable than multiple year and multiple location averages and should be interpreted with more caution. Confidence in corn performance data increases as the number of years and the number of testing locations increase. Results for corn grain and corn silage trials are also listed on our Web site:

<http://www.varietrytrials.msu.edu>

The results shown are the average of four replications grown in close proximity to one another. Two or more plots of the same hybrid in the same field may produce somewhat different results because of uncontrolled variability in the soil and other environmental factors. Replication and randomization of the entries were two methods employed to reduce this variation. Because these methods do not eliminate all variables, the magnitude of difference necessary for statistical significance has been calculated for yield, moisture content, and test weight. The value calculated as the least significant difference (LSD) is the amount an individual hybrid would have to differ from another hybrid in the same test to be considered significantly different from that hybrid. The coefficient of variability (CV) is indicative of a trials precision. Trials with low levels of error variation have lower CV

values.

The highest yielding hybrid in each trial is indicated with a double asterisk (**) in each table, hybrids that are not significantly different from the highest yielding hybrid are indicated with an asterisk (*). Other agronomic information relative to each trial is given in table B (pg. 25) for the grain trials and table C (pg. 30) for the silage trials. Fertilizer amounts are shown as total pounds per acre of nitrogen, P₂O₅, and K₂O applied during the season.

Season in Summary: 2018

Entry forms for participating companies' were due March 15th; by the end of March we began receiving the hybrids that made up our trials. After a lot of paper work, printing of labels and placing labels on packets, our students began counting the seeds and filling the packets. Packets were sorted by trial and location and placed in a computer generated random planting order. Some of our seed comes from winter production in South America. We are usually receiving seed up to the morning we leave the Agronomy Farm for the first day of planting.

We upgraded our planting potential immensely this year with a new planting system. We purchased a 4 row Almaco Seed Pro 360 vacuum planter equipped with Precision metering units, Kinze planting units, and an Ag Leader 6500 Global Positioning System (GPS). We began the season using the Continuous Operating Reference Station (CORS) system but due to unreliable field positioning we switched to the Real-Time Kinematic (RTK) system. The planter was powered with a leased John Deere 6110R tractor.

Planting commenced in Ingham County on May 8th and ended in Ottawa County on June 7th.

The changes we had with trial locations this year was that the Ottawa County silage trial changed cooperators and moved from Conklin to Marne. Also, the Wexford County trial did not change cooperators but did move from Wexford to Osceola county.

Weed control was applied at all trial locations as needed. Fertilizer applications were consistent with rates that were necessary based on soil type, soil samples, and cooperator recommendations for their field.

Stand counts at all trials were conducted around the V5 or V6 stages. Due to the new precision planter, plots were counted but not thinned.

We began harvesting silage trials on September 5th in Wood County and finished on October 9th with the Ottawa County silage trial. The Lenawee County early trial was dropped due to wet field conditions causing poor quality stands. The Presque Isle County trial was dropped due to drought conditions causing poor plant development.

Grain harvest began October 18th at the Ingham County trial and ended at the Saginaw County trial on November 14th. Washtenaw County was not planted in the spring due to 9.5 inches of rain in May and June. Ingham County late trial was dropped due to experiencing extended rain events affecting uniformity of stand. Presque Isle was

- Season Continued On Page 6.

2018

GROWING SEASON WEATHER SUMMARY

*Jeff Andresen, Extension Agricultural Meteorologist
Department of Geography
Michigan State University*

Despite a cool start, the 2018 growing season was much warmer than normal, with a May through September statewide average of 65.6°F (3.7°F above normal) which was the second highest mean temperature on record and the warmest since 1921. At some northern locations in the state, it was the warmest growing season on record. The season began with a major reversal in temperatures with the third coldest April on record followed by the 3rd warmest May.

Statewide mean precipitation totaled 17.80", which was 1.05" above normal and just within the top 20% of all growing season precipitation totals since 1895. However, totals were highly variable statewide, ranging from below normal across some northern and eastern sections to much above normal across many western and southern sections.

The timing of the precipitation was also a major factor in many areas. Crops in some sections of the state were hurt by extended dryness and drought during the early and middle parts of the summer. In contrast, heavy late season rainfall improved crop yield prospects but also hindered subsequent fall harvest activities.

With a La Nina event in progress in the Equatorial Pacific region, the preceding winter season of 2017/2018 (December 2017 – February 2018) was slightly milder and wetter than normal. In terms of statewide averages, mean temperature for Michigan for the 3-month period was 0.6°F above normal while total precipitation was 1.22" above normal. As is often the case, the averages cancel out some notable monthly or sub-monthly trends.

Mean precipitation departures from normal during December and January were slightly below normal (-0.12" and -0.09" respectively), while February 2018 was +1.42", which was the third wettest February on record. March and early April were generally cooler than normal, slowing early phenological development of most overwintering annual and perennial crops.

A strong late winter storm brought widespread heavy snow to northern sections of the state on the 3rd and 4th of April, disrupting travel and outdoor activities. In some areas, snowfall totals with the storm were the largest single event of the winter season. As of the beginning of April, long term soil moisture indices categorized all of the state as 'Unusually' to 'Very' Moist, reflecting at least in part abnormally wet conditions during the 2017 growing season and fall season.

A persistent upper air troughing pattern brought cooler and wetter than normal weather to most of Michigan and the Great Lakes region during much of April, effectively preventing outdoor activities and spring fieldwork. Mean temperatures for the month ranged from 5°F below normal across southeastern sections of the state to more than 10°F below normal across western Upper Michigan.

An intense, slow-moving storm passing through the region brought a range of adverse/extreme weather conditions to Michigan from the 14th-16th including heavy rain in far southern sections, heavy snow north (more than 2 feet in some areas), and a mix of sleet and freezing rain in between across central sections. Strong northeasterly winds with the system resulted in downed trees and many power outages across central and southern sections of the Lower Peninsula (more than 500,000 customers were without power on the 15th) and to lakeshore flooding along the shores of Lakes Huron and Erie.

Collectively, the system brought general 1.00-3.00" precipitation totals to the state. In southern sections of the state where the precipitation fell primarily in liquid form, soils were quickly resaturated, with standing water observed in many areas.

During early May, the development of a persistent upper air ridging pattern across the central USA led to a significant warm-up, drying soils, and to a burst of early crop growth and spring fieldwork across much of Michigan. That stretch of favorable weather ended during the second week of the month when a nearly stationary frontal boundary across the Ohio Valley resulted in almost daily rounds of showers and thunderstorms across much of Michigan.

Conditions were most challenging across southern Lower Michigan, where more than 6.00" of rain fell during the first half of the month. The passage of Tropical Depression Alberto through the Lower Peninsula on the 30th-31st of the month brought additional heavy rain and localized flooding which resulted in a prolonged stoppage of spring fieldwork activities.

The passage of the tropical system late in the month was preceded by a heatwave across much of the state with up to three days with maximum temperatures of 90°F or higher, which is very unusual so early in the season. Following the 3rd coldest April on record statewide, mean temperatures for the month of May ranged from 4-7 °F above normal, which was the 3rd warmest on record. The sudden and dramatic shift in temperatures during May led to a rapid burst of crop growth and development and an increase in insect and disease pressure.

Broad upper air ridging across central North America brought warm weather to the Great Lakes region during June, with highly varying rainfall totals across Michigan. In the western Upper Peninsula, a series of severe thunderstorms on the 17th brought 4.00" to more than 7.00" of rainfall in a 12 hour period, resulting in widespread flooding and catastrophic damage to roads, homes, businesses, and other infrastructure.

- Weather Continued On Page 6.

TABLE A. GROWING SEASON SUMMARY - TEMPERATURE, PRECIPITATION AND GROWING-DEGREE-DAY ACCUMULATIONS

COUNTY	MAY			JUNE			JULY			AUGUST			SEPTEMBER			SEASON			
	OBS	NORM	DEV	OBS	NORM	DEV	OBS	NORM	DEV	OBS	NORM	DEV	OBS	NORM	DEV	OBS	NORM	DEV	
Zone 1	BRANCH & CASS (Coldwater)	65.0	58.2	6.8	69.1	67.3	1.8	72.1	71.3	0.8	72.0	69.3	2.7	65.4	61.6	3.8	68.7	65.5	3.2
		8.66	3.18	5.48	2.65	3.67	-1.02	2.61	3.13	-0.52	5.39	3.69	1.70	3.54	3.61	-0.07	22.85	17.28	5.57
		478	344	134	570	527	43	675	648	27	686	597	89	489	396	93	2898	2512	386
Zone 2	LENAWEE	63.8	58.2	5.6	69.4	68.0	1.4	73.5	72.3	1.2	71.5	70.3	1.2	65.5	62.7	2.8	68.7	66.3	2.4
	& WASHTEENAW (Hudson)	6.49	2.97	3.52	3.01	3.51	-0.50	1.71	3.00	-1.29	6.44	3.38	3.06	3.31	3.34	-0.03	20.96	16.20	4.76
		464	346	118	578	541	37	691	675	16	624	624	0	743	415	328	3100	2601	499
Zone 3	WOOD (OH) (Bowling Green)	66.0	60.0	6.0	71.4	70.1	1.3	74.4	73.2	1.2	74.3	71.0	3.3	68.8	64.3	4.5	71.0	67.7	3.3
		4.65	3.85	0.80	6.96	3.41	3.55	2.24	3.76	-1.52	4.38	3.81	0.57	2.46	2.86	-0.40	20.69	17.69	3.00
		470	371	99	640	595	45	739	691	48	749	641	108	565	454	111	3163	2752	411
Zone 4	ALLEGAN (Fennville)	64.0	58.2	5.8	70.0	67.3	2.7	72.6	71.5	1.1	72.3	69.7	2.6	66.1	62.2	3.9	69.0	65.8	3.2
		5.97	3.43	2.54	3.74	3.74	0.00	2.07	3.43	-1.36	3.75	3.77	-0.02	2.59	4.01	-1.42	18.12	18.38	-0.26
		430	340	90	595	526	69	695	655	40	689	610	79	501	406	95	2910	2537	373
Zone 5	INGHAM (MSU)	64.7	58.2	6.5	68.7	67.3	1.4	73.2	71.3	1.9	73.0	69.3	3.7	65.3	61.6	3.7	69.0	65.5	3.4
		4.97	3.18	1.79	1.86	3.67	-1.81	1.03	3.13	-2.10	5.33	3.69	1.64	3.91	3.61	0.30	17.10	17.28	-0.18
		476	344	132	556	527	29	701	648	53	710	597	113	487	396	91	2930	2512	418
Zone 6	SAGINAW (Saginaw)	63.7	57.0	6.7	68.4	66.1	2.3	73.3	70.6	2.7	72.6	68.4	4.2	65.0	60.7	4.3	68.6	64.6	4.0
		3.85	2.83	1.02	1.92	3.21	-1.29	1.30	2.83	-1.53	8.02	3.38	4.64	1.81	3.81	-2.00	16.90	16.06	0.84
		456	317	139	549	495	54	712	627	85	699	573	126	479	373	106	2895	2385	510
Zone 7	HURON (Pigeon)	60.6	57.0	3.6	65.9	66.1	-0.2	72.4	70.6	1.8	71.4	68.4	3.0	63.8	60.7	3.1	66.8	64.6	2.3
		2.47	2.83	-0.36	1.53	3.21	-1.68	0.62	2.83	-2.21	8.96	3.38	5.58	1.30	3.81	-2.51	14.88	16.06	-1.18
		406	317	89	473	495	-22	676	627	49	668	573	95	428	373	55	2651	2385	266
Zone 8	MASON (Hart)	61.2	56.1	5.1	66.9	65.0	1.9	71.4	69.7	1.7	71.8	68.0	3.8	63.1	60.2	2.9	66.9	63.8	3.1
		4.92	2.98	1.94	1.89	3.26	-1.37	1.53	2.74	-1.21	7.69	4.03	3.66	4.45	3.59	0.86	20.48	16.60	3.88
		407	302	105	520	471	49	658	609	49	555	564	-9	434	362	72	2574	2308	266
Zone 9	MONTCALM (Entrican)	62.5	56.7	5.8	68.2	65.6	2.6	72.4	69.9	2.5	73.8	67.6	6.2	66.7	59.6	7.1	68.7	63.9	4.8
		3.54	2.95	0.59	4.55	3.30	1.25	2.06	2.74	-0.68	2.26	3.85	-1.59	3.67	3.71	-0.04	16.08	16.55	-0.47
		440	323	117	549	488	61	689	610	79	733	555	178	516	357	159	2927	2333	594
Zone 10	IOSCO (Standish)	60.1	57.0	3.1	64.8	66.1	-1.3	71.2	70.6	0.6	69.7	68.4	1.3	63.1	60.7	2.4	65.8	64.6	1.2
		4.06	2.83	1.23	1.52	3.21	-1.69	2.51	2.83	-0.32	3.69	3.38	0.31	2.52	3.81	-1.29	14.30	16.06	-1.76
		379	317	62	454	495	-41	651	627	24	618	573	45	422	373	49	2524	2385	139
Zone 11	OSCEOLA (Cadillac)	60.7	53.4	7.3	64.1	63.3	0.8	69.6	67.5	2.1	69.3	65.4	3.9	61.9	57.5	4.4	65.1	61.4	3.7
		4.51	3.28	1.23	1.59	3.54	-1.95	3.23	3.21	0.02	3.27	3.71	-0.44	2.39	3.82	-1.43	14.99	17.56	-2.57
		411	260.7	150.3	442	429.2	12.8	608	537.4	70.6	605	496.2	108.8	401	311.8	89.2	2467	2035.3	431.7
Zone 12	PRESQUE ISLE (Alpena)	58.0	52.7	5.3	62.6	62.4	0.2	71.3	67.6	3.7	70.4	65.6	4.8	61.9	57.9	4.0	64.8	61.2	3.6
		2.95	2.66	0.29	0.87	2.62	-1.8	2.18	3.03	-0.9	3.09	3.23	-0.1	3.88	2.92	1.0	12.97	14.46	-1.49
		368	153	215	421	380	41.0	644	553	91.0	638	492	146.0	405	261	144.0	2476	1839	637

TEMP = Mean temperature (°F)
PPT = Precipitation (inches)
GDD = Growing Degree Day calculated at base 50°F, with an 86°F cutoff

OBS = Totals observed in 2018
NORM = Normals calculated over 30 year period (1981-2010)
DEV = Deviation of observed from normal

Table courtesy of MSU Agricultural Weather Office (517-355-0231)

- Weather Continued From Page 4

In contrast, prolonged drier than normal weather prevailed across most eastern sections of the state, leading to increasing levels of moisture stress, especially on well- drained soils. Impacts of the dryness were intensified by much above normal temperatures and potential evapotranspiration rates during the last two weeks of June and the first week of July.

Precipitation totals during June ranged from more than 10.00" across western sections of Upper Michigan to 6.00" across portions of southwestern Lower Michigan to less than 1.00" across sections of the northern Lower Peninsula and Thumb regions.

Scattered rains helped ease dryness across portions of Michigan during late July and early August, but totals and areal coverage were limited. The effects of prolonged dryness led to moisture stress for most crops, including much of the state's corn crop which moved through the vulnerable silking/pollination stage.

At its peak in mid-August, D1 or moderate or worse drought conditions as classified by the National Drought Mitigation Center covered three large sections of the Lower Peninsula: the northern Tip of the Mitt area, the south central Lower Peninsula through east central sections and much of the Thumb, and west central sections of Lower Michigan. D2 or severe drought conditions in the northern Lower Peninsula were the most severe reported in Michigan since the drought of 2012.

One characteristic of rainfall during the drought was unusually high spatial variability, with heavy rainfall totals observed in some spots while many other nearby surrounding areas remained dry.

The development of a very active storm track across the US/Canada border led to significant rainfall (in some areas more than 6.00") across most areas of the state during the second half of August and first week of September, which greatly reduced or ended abnormally drought conditions in many areas. The active weather pattern also resulted in at least 9 confirmed tornado touchdowns and a variety of high wind damage across the state between the 28th of August and 3rd of September.

Rainfall totals for the month of August varied widely across the state, ranging from more than 10.00" (and 200-300% of normal totals) at a few spots in the central Lower Peninsula to less than 2.00" across far southeastern sections of the state. Mean temperatures for August were generally warmer than normal statewide, ranging from close to normal across the western Upper Peninsula to more than 4°F above normal across sections of Lower and eastern Upper Michigan.

A strengthening upper air ridge across the Midwest brought warm, dry weather to most of Michigan during the middle of September, allowing maturing crops and soils to dry/drain following the wetter than normal weather during late August and early September. While many crops benefited from the late season rainfall, the combination of persistent rain and high humidity resulted in late season disease pressure for some crops.

During late September, a highly amplified western troughing/eastern ridging upper air pattern developed across North America resulting in more heavy rainfall and to extended fall fieldwork delays that extended through early October. Jet stream flow across North America changed dramatically during mid-October, with the transition of the highly amplified western troughing/eastern ridging pattern to a western ridging/eastern troughing pattern and to much colder temperatures across Michigan.

The rapid onset of colder weather resulted in some of the first accumulating snowfall of the season across northern sections of the state. The weather change also led to the first freezing temperatures of the season in many areas of the state on the 16th and 18th which effectively ended the growing season. Overall, the cold, wet weather conditions during late September and October were unfavorable for most outdoor harvest and fieldwork activities and slowed grain drydown rates of unharvested crops.

- Season Continued From Page 3

dropped due to drought conditions throughout the summer causing poor plant development.

As the weather chart indicates, there was a high of 22.85 inches of rainfall at some of our southern locations and a low of 12.97 inches of rainfall at our northern location for the season. That's equates to a 9.88 inch difference between our southern counties and our northern location.

Table A (pg. 5) presents 2018 accumulations of temperature, rainfall, and heat units, plus their deviation from 30 year norms. Data is obtained from Michigan State University weather stations located closest to each trial location. Actual accumulation at each location may vary slightly. The weather summary is provided by Dr. Jeff Andresen from the Department of Geography using data from the Michigan State University Agricultural Weather Office.

2018 GRAIN PERFORMANCE TRIALS

Introduction

The grain index (pg. 26) contains a list of all hybrids planted in the 2018 grain trials.

County results are reported in the following tables:

Tables 1E/1L Zone 1 - Branch, Cass, and Washtenaw (Washtenaw County dropped)

Tables 2E/2L Zone 2 – Allegan, Ingham, and Saginaw (Ingham County late trial dropped)

Tables 3E/3L Zone 3 - Huron, Mason, and Montcalm

Tables 4E/4L Zone 4 – Iosco, Osceola, and Presque Isle (Presque Isle County dropped)

Tables 5E/5L Conventional Trial – Ingham, Saginaw, (Zone 2) and Montcalm (Zone 3) (Ingham County Conventional dropped)

The map of Michigan (lower right) shows each zone and the locations where the trials were located.

Methods

Three trial locations were planted in each of four maturity zones. These zones were based on available growing degree-day units (GDU) established from long-term weather records. Hybrids entered in a zone were tested in each of the three designated locations. Entries for zone 1, zone 2, and zone 3 were divided into two maturity groups, early and late, on the basis of relative maturity (RM) provided by the seed companies'. In zone 4 all hybrids were tested in one group.

Planting was accomplished with an Almaco Seed Pro 360 vacuum planter equipped with Precision metering units, Kinze planting units and, an Ag Leader 6500 Global Positioning System. The plots were planted at the uniform length of 22 foot long with a 3 foot alleyway, and were planted at 30-inch row spacing. Four-row plots were used at all grain locations. The two center rows were harvested for yield. Experimental design, data acquisition, analysis of variance, and data summarization were facilitated in part by AGROBASE Generation II™. The experimental layout was a four-replication, randomized complete block design. Hybrid performance is reported as the adjusted mean averaged together from four replicated plots.

Variety trials were conducted on farmers' fields, The Ohio State University' Ohio Agricultural Research and Development Center, and Michigan State University AgBio Research Stations. All hybrids in a location were managed uniformly with the same fertilizers, date of planting, and other management practices. In the field, hybrids were identified only by a plot number to assure unbiased comparisons. Trials in Branch, Cass, and Mason counties were irrigated.

Stand counts (%Std) were recorded in June. Average trial population plus the desired population rates are listed with other important agronomic information in Table B (pg. 25). Stalk lodging (%SL) measurements were recorded during harvest. All plants broken below the ear and/or leaning more than 45 degrees were counted. Moisture content (%H₂O) and field weights were measured by a Harvest Master™ single plot high capacity Grain Gage™ HM800 System that is mounted on the Kincaid 8-XP plot combine. Grain moisture (Bu/A) is reported at the standard 15.5 percent. Data

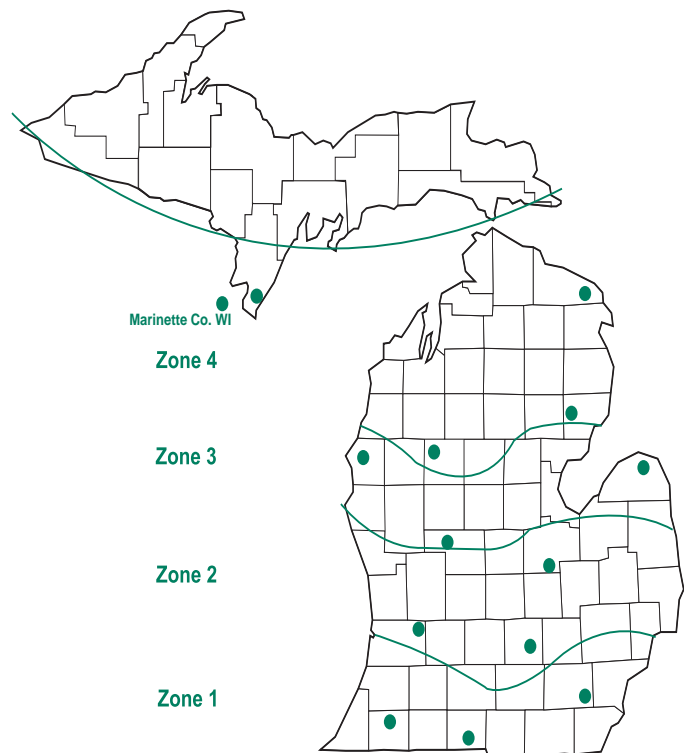
was recorded on a Panasonic FZ-G1 Toughpad using Harvest Master™ Software. Grain test weight (Twt) is reported at harvest moisture. Automated test weight equipment loses some accuracy as harvest moistures increase. Test weight values should be used to determine relative rank and not as a precise weight.

Results

The tables report the following information about the hybrids tested:

1. Moisture content at harvest (%H₂O)
2. Yield (in bushels per acre) of shelled corn corrected to 15.5 percent moisture (Bu/A)
3. Test weight at harvest moisture (Twt)
4. Percent of stalk lodging (plants broken below the ear and/or 45 degrees off vertical at harvest) (%SL)
5. Percent stand of target population (%Std)

2018 Grain Trial Locations



	105	1,2,3,4	16.6	227.5 *	55.0	0.0	96	17.6	212.0	53.2	0.0	97	15.6	243.0 *	56.7	0.0	95
WYCKOFF 2400 SS		1,2,3,4															
WYCKOFF 2433 VT2P	105	1,2,3,4	18.8	217.7	55.2	0.5	96	19.8	220.8	54.0	0.9	97	17.7	214.6	56.3	0.0	95
WYCKOFF 2500 SS	106	1,2,3,4	19.1	234.2 *	55.4	0.6	95	20.8	240.0 *	53.6	0.0	92	17.3	228.3 *	57.1	1.1	98
WYCKOFF 2585 SS	107	1,2	22.3	224.8	53.1	0.0	97	24.6	241.6 **	52.2	0.0	95	20.0	208.0	53.9	0.0	98
AVERAGE			18.9	217.0	54.5	0.6	94	20.4	218.3	52.9	0.9	95	17.4	215.7	56.0	0.1	94
HIGHEST			22.3	238.2	56.7	2.4	98	24.6	241.6	55.1	4.8	99	20.0	248.3	58.3	3.6	99
LOWEST			16.6	188.5	52.4	0.0	83	17.2	190.1	50.9	0.0	70	15.6	183.6	53.5	0.0	86
CV (%)			3.5	6.9	1.1	436.3	4.0	3.8	5.6	0.8	231.4	10.0	3.2	8.0	1.3	3774.0	4.0
LSD (5%)			0.6	12.3	0.5	1.7	3.0	0.9	14.4	0.5	2.4	11.0	0.6	20.3	0.9	2.4	5.0

2 Year Averages 2018 - 2017																										
BRAND /HYBRID	RM	TRT	Early - TRIAL AVERAGE						Branch - Early						Cass - Early						Washtenaw - Early					
			%H2O	BU/A	Twt	%SL	%Sd	%H2O	BU/A	Twt	%SL	%Sd	%H2O	BU/A	Twt	%SL	%Sd	%H2O	BU/A	Twt	%SL	%Sd				
CHANNEL 197-68 STXRIB	97	A500	18.1	229.9	54.0	0.5	98	19.5	222.2 *	52.7	0.0	98	16.6	237.5	55.2	1.0	98									
CHANNEL 203-01 STXRIB	103	A500	19.7	228.3	52.2	0.5	96	21.7	209.4	51.2	0.9	94	17.6	247.2 *	53.1	0.0	97									
CHANNEL 207-27 STXRIB	107	A500	22.1	234.4	52.8	0.2	92	24.3	211.6	51.8	0.3	85	19.8	257.1 *	53.7	0.0	98									
DAIRYLAND SEED RPM-4318AM	104	1,2,4	19.7	241.2 *	53.9	0.5	98	21.4	231.0 *	52.7	0.9	99	17.9	251.4 *	55.0	0.0	97									
DAIRYLAND SEED RPM-562XRR	106	1,2,4	21.0	231.3	53.4	0.2	96	23.0	225.6 *	52.1	0.3	96	19.0	237.0	54.7	0.0	95									
DYNAgro D47VC29	107	P500	19.1	240.2 *	54.2	0.0	95	20.9	229.0 *	52.9	0.0	92	17.2	251.3 *	55.5	0.0	97									
GOLDEN HARVEST G07F23-3111	107	C250	21.3	237.0	52.5	0.4	97	23.6	223.0 *	51.3	0.7	98	19.0	251.0 *	53.7	0.0	96									
RUPP XRD06-70	106	P250	18.4	237.4 *	54.4	0.0	96	20.2	215.2	52.9	0.0	97	16.6	259.6 *	55.9	0.0	95									
RUPP XRD07-72	107	P250	19.3	230.5	54.4	0.4	91	21.2	225.6 *	53.3	0.2	91	17.3	235.3	55.4	0.6	91									
SEED CONSULTANTS SCS 1018YHR™	101	C250	18.2	222.1	54.5	1.6	97	18.9	206.6	53.7	2.5	98	17.4	237.6	55.3	0.6	95									
SEED CONSULTANTS SCS 1037YHR™	103	C250	18.8	218.5	54.6	0.3	94	19.9	215.0	53.1	0.0	93	17.6	222.0	56.0	0.5	94									
SEED CONSULTANTS SCS 10HR43™	104	C250	20.5	245.7 **	54.0	0.1	98	22.4	231.2 *	52.7	0.2	97	18.5	260.1 **	55.2	0.0	99									
SPECIALTY 32A323	102	P500	19.2	227.5	52.9	0.7	97	21.5	220.8	51.3	1.2	99	16.8	234.1	54.5	0.1	95									
SPECIALTY 32A886	102	P500	19.1	224.4	52.9	0.3	97	21.1	215.3	51.4	0.2	99	17.0	233.4	54.4	0.3	95									
SPECIALTY 34A007	104	P500	19.2	242.9 *	54.4	0.0	94	21.1	228.3 **	53.2	0.0	92	17.2	257.5 *	55.6	0.0	96									
WELLMAN W2705DP	105	1,2	19.0	223.2	55.3	0.0	91	20.8	214.4	53.6	0.0	93	17.1	231.9	57.0	0.0	89									
WYCKOFF 2187 VT2P	97	1,2	17.8	225.3	54.7	0.3	95	18.9	206.6	53.4	0.6	95	16.6	243.9	55.9	0.0	95									
WYCKOFF 2263 SS	101	1,2,3,4	18.7	214.5	54.8	0.1	94	21.1	210.3	53.2	0.2	95	16.3	218.6	56.3	0.0	93									
WYCKOFF 2390 VT2P	103	1,2	18.5	229.4	54.1	0.0	96	19.4	205.6	52.5	0.0	97	17.6	253.1 *	55.6	0.0	94									
WYCKOFF 2399 SS	104	1,2,3,4	19.0	231.4	55.5	2.1	93	20.6	225.1 *	53.9	2.4	89	17.3	237.6	57.0	1.8	97									
WYCKOFF 2400 SS	105	1,2,3,4	17.9	230.8	54.5	0.0	95	19.5	214.0	52.9	0.0	94	16.3	247.6 *	56.1	0.0	95									
WYCKOFF 2500 SS	106	1,2,3,4	19.1	241.0 *	54.8	0.5	97	20.9	232.7 **	53.5	0.0	95	17.2	249.2 *	56.0	1.0	98									
AVERAGE			19.3	231.2	54.0	0.4	95	21.0	219.0	52.7	0.5	95	17.4	243.4	55.3	0.2	95									
HIGHEST			22.1	245.7	55.5	2.1	98	24.3	232.7	53.9	2.5	99	19.8	260.1	57.0	1.8	99									
LOWEST			17.8	214.5	52.2	0.0	91	18.9	205.6	51.2	0.0	85	16.3	218.6	53.1	0.0	89									
CV (%)			5.5	7.2	1.6	472.2	4.0	5.3	6.2	1.4	291.6	8.0	3.7	6.8	1.5	1356.0	4.0									
LSD (5%)			0.6	8.6	0.5	1.2	2.0	0.9	11.2	0.6	1.5	7.0	0.5	13.1	0.7	1.8	3.0									

** Highest Yielding Hybrid
* Not Significantly Different from Highest Yielding Hybrid

TABLE 1L. BRANCH, CASS & WASHTENAW COUNTY GRAIN TRIALS - LATE (108 Day and Later)

BRAND / HYBRID	RM TRT	TRAIT	Late - TRIAL AVERAGE			Branch - Late			Cass - Late			Washtenaw - Late					
			%H2O	BU/A	Twt %SL %Sd	%H2O	BU/A	Twt %SL %Sd	%H2O	BU/A	Twt %SL %Sd	%H2O	BU/A	Twt %SL %Sd			
AGRIGOLD A639-40VT2RIB	109 P500	1,2	23.1	231.9 *	52.9	0.0	96	25.5	223.9 *	51.6	0.0	95	20.7	239.8	54.1	0.0	96
AGRIGOLD A641-78STXRIB	111 P500	1,2,3,4	24.4	235.7 *	53.6	0.9	97	27.0	219.4 *	52.5	1.8	97	21.8	252.0 *	54.7	0.0	96
BRODBECK 48PW09E	109 C500	1,2,4	21.9	226.9	53.0	1.9	95	23.7	211.3 *	51.4	1.9	94	20.0	242.5 *	54.5	1.8	96
BRODBECK 46RA05	112 C500	1,2,4	20.9	221.8	53.9	0.2	96	23.2	211.5 *	52.2	0.3	93	18.6	232.0	55.5	0.0	98
CHANNEL 209-15 STXRIB	109 A500	1,2,3,4	22.7	217.3	52.9	0.8	94	25.7	205.0	51.4	1.5	95	19.6	229.6	54.4	0.0	93
CHANNEL 213-19 STXRIB	113 A500	1,2,3,4	24.5	225.8	54.1	0.0	94	27.9	218.7 *	52.8	0.0	95	21.1	232.9	55.4	0.0	93
DAIRYLAND SEED DS-9508RA	108 C500	1,2,3,4,6	22.2	215.1	52.0	0.6	96	24.6	196.4	50.8	1.2	95	19.8	233.8	53.1	0.0	96
DAIRYLAND SEED EXP-10813	108	1,2,4	21.0	225.7	52.4	0.0	95	22.2	206.8	50.7	0.0	96	19.7	244.6 *	54.1	0.0	93
DAIRYLAND SEED RPM-4816AM	108	1,2,4	21.5	226.9	54.5	2.1	98	23.4	210.4 *	53.1	4.1	96	19.5	243.3 *	55.9	0.0	100
DAIRYLAND SEED DS-7909PE	109 C500	1,2,4,6	22.1	234.8 *	52.5	0.8	97	23.6	212.5 *	52.0	1.5	98	20.6	257.1 *	53.0	0.0	95
DAIRYLAND SEED RPM-5018AM	109	1,2,4	21.4	229.9 *	52.3	0.5	96	22.3	213.7 *	51.1	0.9	94	20.5	246.0 *	53.4	0.0	97
DAIRYLAND SEED DS-9510RA	110 C500	1,2,3,4,6	25.1	233.0 *	51.9	0.0	96	27.7	211.3 *	50.8	0.0	95	22.5	254.6 *	53.0	0.0	97
DAIRYLAND SEED EXP-11015	110	1,2,4	22.6	222.5	52.9	1.4	93	24.6	199.1	51.8	2.7	95	20.6	245.8 *	53.9	0.0	91
DAIRYLAND SEED EXP-11020	110	1,2,4	22.7	212.6	53.3	0.6	95	24.6	203.6	52.2	1.1	96	20.7	221.6	54.3	0.0	93
DYNAGRO D49VC70	109 P500	1,2	21.9	224.2	54.3	0.2	94	23.6	209.8 *	52.8	0.3	93	20.2	238.5	55.8	0.0	94
GOLDEN HARVEST G08M20-3010	108 C500	1,2,4	21.9	216.7	53.8	0.3	93	24.1	216.3 *	52.5	0.6	94	19.6	217.0	55.0	0.0	91
GOLDEN HARVEST G09A86-3110	109 C500	1,2,4,6	22.3	211.4	51.5	0.9	96	24.5	204.2	50.1	1.8	97	20.1	218.5	52.8	0.0	95
GOLDEN HARVEST G09Y24-3220A	109 C500	1,2,3,4	22.5	215.9	52.2	0.2	98	24.4	196.3	51.0	0.3	99	20.6	235.4	53.3	0.0	96
LEGACY SEEDS L-6918 SSX	108 A500	1,2,3,4	21.7	221.3	54.0	2.2	98	22.5	197.6	53.2	4.4	100	20.9	245.0 *	54.8	0.0	95
LG SEEDS LG5565STXRIB	108 P500	1,2,3,4	20.9	225.8	54.6	0.5	97	23.0	217.6 *	53.1	0.9	99	18.8	233.9	56.1	0.0	94
LG SEEDS LG59C66VT2PRO	109 P500	1,2,3	22.0	241.7 **	54.4	0.6	95	23.5	223.6 *	53.5	1.2	96	20.4	259.7 **	55.2	0.0	94
LG SEEDS LG5590VT2RIB	110 P500	1,2,3	23.7	234.8 *	52.6	0.2	97	26.6	219.1 *	51.1	0.3	95	20.8	250.5 *	54.0	0.0	98
M&W SEEDS 44D81	108 P250	1,2	21.8	223.8	54.2	0.0	96	23.5	214.2 *	52.4	0.0	97	20.0	233.4	55.9	0.0	95
M&W SEEDS 44R77	108 P250	1,2	20.7	229.6 *	53.2	0.0	97	22.5	211.4 *	52.2	0.0	96	18.8	247.7 *	54.2	0.0	97
NK Brand NK0886-3010	108 C250	1,2,4	21.3	213.3	53.8	0.0	94	23.0	191.8	52.7	0.0	94	19.5	234.7	54.8	0.0	93
NK Brand NK0962-3220A	109 C250	1,2,3,4,6	21.4	210.8	52.3	0.5	96	22.6	188.1	51.2	0.9	97	20.1	233.4	53.4	0.0	95
RENK RK763VT2P	108 C250	1,2	21.0	221.2	52.6	0.3	97	22.8	203.4	51.0	0.6	97	19.2	238.9	54.2	0.0	96
RENK RK779SSTX	108 C500	1,2,3,4	22.9	221.1	55.1	0.2	97	26.1	208.9	53.5	0.3	98	19.6	233.3	56.6	0.0	96
RENK RK810SSTX	110 C250	1,2	22.8	222.7	53.1	0.0	93	26.0	215.6 *	51.8	0.0	90	19.5	229.8	54.4	0.0	95
RENK RK842SSTX	112 C500	1,2,3,4	24.0	219.3	53.1	0.8	94	26.9	206.1	51.6	1.5	97	21.1	232.4	54.5	0.0	91
RUPP 8XP888	108 C250	1,2,4,6	20.7	208.2	54.2	0.0	97	21.5	182.0	53.1	0.0	97	19.8	234.3	55.3	0.0	96
RUPP 8XP843	110 P250	1,2	23.1	230.6 *	52.8	0.0	96	25.6	225.9 **	51.4	0.0	94	20.6	235.3	54.2	0.0	98
RUPP XRD10-16	110 P250	1,2	21.4	235.3 *	54.1	0.0	98	23.6	214.8 *	52.4	0.0	98	19.2	255.8 *	55.8	0.0	97
RUPP XRD11-57	111 P250	1,2	22.0	218.9	53.2	0.8	94	24.2	210.9 *	52.0	1.5	96	19.8	226.8	54.3	0.0	91
RUPP XRD12-49	112 P250	1,2	25.7	234.1 *	52.6	1.6	98	27.5	224.1 *	51.4	2.1	95	23.9	244.0 *	53.7	1.1	101
WELLMAN W2807DP	107 ENC	1,2	19.3	191.6	53.9	0.3	89	19.8	173.1	52.7	0.6	89	18.7	210.1	55.0	0.0	89
WELLMAN W2609DP	109	1,2	21.5	214.5	52.9	0.0	91	23.5	203.2	51.4	0.0	89	19.4	225.8	54.3	0.0	92
WELLMAN W2911DP	110	1,2	21.1	221.8	53.9	0.5	96	22.3	213.6 *	52.5	0.9	95	19.9	230.0	55.3	0.0	96
WELLMAN W2812DP	111	1,2	24.2	221.1	52.7	0.2	96	27.0	221.5 *	51.4	0.0	96	21.4	220.7	53.9	0.3	96
AVERAGE			22.3	222.8	53.3	0.5	96	24.3	208.6	52.0	0.8	96	20.2	236.9	54.5	0.0	95
HIGHEST			25.7	241.7	55.1	2.2	98	27.9	225.9	53.5	4.4	100	23.9	259.7	56.6	1.8	101
LOWEST			19.3	191.6	51.5	0.0	89	19.8	173.1	50.1	0.0	89	18.6	210.1	52.8	0.0	89
CV (%)			6.0	7.0	1.6	380.4	4.0	6.9	6.6	1.4	245.8	4.0	4.4	6.4	1.7	847.10	4.0
LSD (5%)			1.1	12.9	0.7	1.3	3.0	2.0	16.2	0.8	2.4	4.0	1.1	17.8	1.1	1.2	5.0

2 Year Averages 2018 - 2017

BRAND / HYBRID	RM	TRT	TRAIT	Late - TRIAL AVERAGE				Branch - Late				Cass - Late				Washtenaw - Late						
				%H2O	BU/A	Twt	%SL %Sd	%H2O	BU/A	Twt	%SL %Sd	%H2O	BU/A	Twt	%SL %Sd	%H2O	BU/A	Twt	%SL %Sd			
CHANNEL 213-19 STXRIB	113	A600	1,2,3,4	24.6	228.2 *	53.4	0.0	96	27.2	215.2 **	52.2	0.0	97	22.0	241.2	54.5	0.0	95				
DAIRYLAND SEED DS-9508RA	108	C500	1,2,3,4,6	22.0	230.9 **	51.4	0.3	98	23.1	209.0 *	50.3	0.6	98	20.8	252.7 *	52.4	0.0	98				
DAIRYLAND SEED RPM-4816AM	108		1,2,4	21.7	221.2	53.9	1.1	97	23.1	194.4	52.5	2.1	97	20.3	248.0 *	55.3	0.0	97				
DAIRYLAND SEED EXP-11015	110		1,2,4	22.2	230.8 *	52.8	1.1	96	23.2	206.6 *	51.7	1.4	96	21.2	255.0 **	53.9	0.7	95				
GOLDEN HARVEST G09Y24-3220A	109	C500	1,2,3,4	22.1	224.1 *	51.5	0.9	99	23.0	200.1	50.5	0.1	99	21.2	248.1 *	52.5	1.7	98				
M&W SEEDS 44D81	108	P250	1,2	21.5	223.9 *	54.1	0.0	94	23.1	205.5 *	52.6	0.0	94	19.9	242.3	55.5	0.0	94				
NK Brand NK0962-3220A	109	C250	1,2,3,4,6	21.4	217.8	51.8	1.9	98	21.9	195.9	50.6	0.5	98	20.9	239.6	53.0	3.2	97				
RENK RK763VT2P	108	C250	1,2	21.8	228.8 *	52.0	0.2	96	23.5	202.8	50.8	0.3	98	20.0	254.7 *	53.2	0.0	94				
RUPP XRD11-57	111	P250	1,2	22.3	227.4 *	52.5	0.7	97	24.6	212.4 *	51.4	1.0	98	20.0	242.4 *	53.6	0.4	96				
RUPP XRD12-49	112	P250	1,2	25.8	230.1 *	51.6	1.0	99	28.4	209.4 *	50.1	1.3	97	23.1	250.7 *	53.1	0.6	100				
WELLMAN W2609DP	109		1,2	22.4	224.3 *	52.3	0.4	95	24.4	206.3 *	50.9	0.0	94	20.4	242.2	53.6	0.7	96				
AVERAGE				22.5	226.1	52.5	0.7	97	24.1	205.2	51.2	0.7	97	20.9	247.0	53.7	1.0	96				
HIGHEST				25.8	230.9	54.1	1.9	99	28.4	215.2	52.6	2.1	99	23.1	255.0	55.5	3.0	100				
LOWEST				21.4	217.8	51.4	0.0	94	21.9	194.4	50.1	0.0	94	19.9	239.6	52.4	0.0	94				
CV (%)				6.4	6.6	2.5	314.1	4.0	7.7	6.4	2.7	232.4	4.0	4.3	6.3	1.6	495.0	3.6				
LSD (5%)				0.8	7.9	0.7	0.8	2.0	1.5	11.0	1.2	1.3	3.0	0.7	12.6	0.7	1.0	2.8				

** Highest Yielding Hybrid

* Not Significantly Different from Highest Yielding Hybrid

TABLE 2E.

ALLEGAN, INGHAM & SAGINAW COUNTY GRAIN TRIALS - EARLY (101 Day and Earlier)

ZONE 2

BRAND / HYBRID	RM	TRT	TRAIT	2018						Early - TRIAL AVERAGE						Allegan - Early						Ingham - Early						Saginaw - Early					
				%H2O		BU/A		Twt		%SL		%Sd		%H2O		BU/A		Twt		%SL		%Sd		%H2O		BU/A		Twt		%SL		%Sd	
				%H2O	BU/A	Twt	%SL	%Sd	%H2O	BU/A	Twt	%SL	%Sd	%H2O	BU/A	Twt	%SL	%Sd	%H2O	BU/A	Twt	%SL	%Sd	%H2O	BU/A	Twt	%SL	%Sd	%H2O	BU/A	Twt	%SL	%Sd
AGRIGOLD A628-20VT2RIB	98	P500	1,2	19.9	228.4	52.3	0.4	94	18.0	237.7	54.8	0.3	94	23.0	214.4	51.3	0.3	95	18.7	233.2*	50.9	0.6	93	18.7	233.2*	50.9	0.6	93					
AGRIGOLD A629-22STXRIB	99	P500	1,2,3,4	19.0	227.5	54.4	0.0	95	17.8	227.9	56.4	0.0	91	19.8	220.8	52.2	0.0	99	19.4	233.7*	54.5	0.0	96	19.4	233.7*	54.5	0.0	96					
AgVenture AV4994AM	94	C250	1,2,4	20.1	218.5	53.3	0.0	88	18.5	241.8	55.1	0.0	87	22.7	207.9	51.5	0.0	87	19.1	205.7	53.4	0.0	91	19.1	205.7	53.4	0.0	91					
AgVenture AV5096AM	96	C250	1,2,4	20.0	232.5	50.8	0.1	95	18.3	252.4*	51.9	0.0	91	23.0	214.8	48.9	0.3	99	18.7	230.2	51.7	0.0	96	18.7	230.2	51.7	0.0	96					
AgVenture AV5799AM	99	C250	1,2,4	21.2	230.8	52.2	0.0	92	19.5	257.8*	54.2	0.0	89	24.0	214.6	50.6	0.0	93	20.1	219.9	51.7	0.0	95	20.1	219.9	51.7	0.0	95					
CHANNEL 192-08 VT2PRIB	92	A250	1,2	17.8	216.1	53.1	0.1	95	16.7	222.9	55.5	0.0	91	18.7	204.1	51.5	0.0	98	18.1	221.4	52.4	0.3	97	18.1	221.4	52.4	0.3	97					
CHANNEL 195-18 VT2PRIB	95	A250	1,2	21.0	210.5	54.0	0.3	97	18.4	226.9	57.1	0.6	93	25.0	178.5	52.3	0.3	99	19.7	226.1	52.6	0.0	98	19.7	226.1	52.6	0.0	98					
CHANNEL 197-66 VT2PRIB	97	A250	1,2	19.2	212.3	53.3	0.0	95	17.7	227.9	55.3	0.0	91	20.7	184.2	52.4	0.0	98	19.3	224.7	52.1	0.0	97	19.3	224.7	52.1	0.0	97					
CHANNEL 201-28 VT2PRIB	101	A250	1,2	20.6	218.1	52.8	0.2	97	17.4	230.2	56.0	0.3	94	25.5	179.8	50.6	0.3	100	18.8	244.2**	51.8	0.0	97	18.8	244.2**	51.8	0.0	97					
CROPLAN 3399VT2PRIB	93	ACC	1,2,3,4	18.2	211.8	54.0	0.2	96	16.9	213.6	56.6	0.6	94	20.0	200.3	52.1	0.0	96	17.8	221.5	53.2	0.0	97	17.8	221.5	53.2	0.0	97					
CROPLAN X18093VT2P	93	ACC	1,2	18.3	204.5	53.6	0.2	93	17.1	212.4	55.8	0.0	90	19.7	191.1	52.4	0.6	93	18.0	210.0	52.7	0.0	96	18.0	210.0	52.7	0.0	96					
CROPLAN 3499VT3PRIB	94	ACC	1,2,3	18.7	209.2	53.5	0.1	96	16.7	209.4	56.3	0.3	93	20.5	206.4	52.2	0.0	98	18.8	211.7	51.9	0.0	97	18.8	211.7	51.9	0.0	97					
CROPLAN 3575VT2PRIB	95	ACC	1,2	18.1	219.5	54.0	0.3	95	16.0	229.5	56.7	0.6	93	20.1	206.4	52.3	0.0	95	18.1	222.6	52.9	0.3	98	18.1	222.6	52.9	0.3	98					
CROPLAN 3899VT2PRIB	96	ACC	1,2	19.1	224.2	52.4	0.1	94	17.8	238.0	55.1	0.3	89	20.4	203.4	51.8	0.0	95	19.1	231.3*	50.2	0.0	97	19.1	231.3*	50.2	0.0	97					
CROPLAN 3575SSRIB	95	ACC	1,2,3,4	18.5	202.8	55.1	0.6	90	17.1	207.6	57.1	1.2	88	20.0	190.8	53.6	0.0	92	18.5	209.9	54.5	0.7	89	18.5	209.9	54.5	0.7	89					
CROPLAN 3795VT2PRIB	97	ACC	1,2	19.4	230.6	53.7	0.5	95	17.2	225.0	56.4	0.3	93	22.0	241.0*	52.9	0.0	97	19.0	225.8	51.8	1.2	96	19.0	225.8	51.8	1.2	96					
CROPLAN 4079VT2PRIB	99	ACC	1,2	19.3	231.4	52.9	0.4	95	18.7	237.1	54.4	0.9	94	20.2	230.9	51.5	0.3	95	18.9	226.1	52.8	0.0	97	18.9	226.1	52.8	0.0	97					
CROPLAN 4079SSRIB	100	ACC	1,2,3,4	20.2	222.9	52.9	0.0	96	19.3	224.4	54.9	0.0	91	21.7	204.7	51.3	0.0	98	19.7	239.6*	52.5	0.0	99	19.7	239.6*	52.5	0.0	99					
DAIRYLAND SEED RPM-3519AM	96		1,2,4	19.3	224.3	54.7	0.0	95	18.2	238.5	56.9	0.0	88	20.8	213.1	52.5	0.0	99	19.0	221.4	54.7	0.0	97	19.0	221.4	54.7	0.0	97					
DAIRYLAND SEED RPM-3715AM	96		1,2,4	19.3	233.2	51.3	0.0	91	18.6	242.6	53.2	0.0	86	20.5	220.6	50.1	0.0	92	18.9	236.3*	50.6	0.0	96	18.9	236.3*	50.6	0.0	96					
DAIRYLAND SEED RPM-499AM	97		1,2,4	19.5	211.2	52.3	0.0	90	17.5	221.2	54.6	0.0	83	23.1	203.2	50.1	0.0	92	18.0	209.1	52.2	0.0	95	18.0	209.1	52.2	0.0	95					
DAIRYLAND SEED DS-9599	99	C500	1,2,3,4	20.0	220.3	51.9	0.1	95	18.8	230.2	54.3	0.3	92	21.7	211.9	50.4	0.0	93	19.5	218.8	51.1	0.0	99	19.5	218.8	51.1	0.0	99					
DAIRYLAND SEED RPM-4019AM	99		1,2,4	19.7	231.7	50.7	0.0	95	18.6	258.1**	52.0	0.0	91	22.3	219.3	50.0	0.0	98	18.3	217.6	50.0	0.0	96	18.3	217.6	50.0	0.0	96					
DAIRYLAND SEED DS-7101	101	C500	1,2,4,6	21.1	218.0	53.0	0.1	94	20.1	221.3	55.2	0.0	87	22.9	208.1	51.3	0.3	97	20.4	224.5	52.4	0.0	98	20.4	224.5	52.4	0.0	98					
DAIRYLAND SEED RPM-4018AM	101		1,2,4	21.2	228.2	52.1	0.5	91	19.8	250.0*	53.6	0.7	84	23.9	212.9	50.8	0.6	95	19.9	221.7	51.9	0.3	93	19.9	221.7	51.9	0.3	93					
DAIRYLAND SEED RPM-4115AM	101		1,2,4	19.6	224.3	53.4	0.2	92	18.6	243.3*	54.9	0.0	86	21.0	197.9	52.0	0.7	94	19.1	231.8*	53.3	0.0	97	19.1	231.8*	53.3	0.0	97					
DYNAGRO D34VC64	94	P500	1,2	18.7	206.2	52.4	0.6	95	16.6	218.1	55.0	0.0	90	20.7	193.6	50.7	0.0	98	18.8	206.9	51.5	1.8	97	18.8	206.9	51.5	1.8	97					
DYNAGRO D37VC64	97	P500	1,2	19.1	219.9	52.7	0.6	96	16.8	228.7	55.2	0.9	94	21.3	201.3	51.6	0.0	95	19.2	229.7	51.4	0.9	99	19.2	229.7	51.4	0.9	99					
DYNAGRO D39DC43	99	P500	1,2	19.5	213.5	50.8	0.0	95	18.1	223.3	53.9	0.0	93	22.7	195.5	48.9	0.0	97	17.7	221.7	49.7	0.0	95	17.7	221.7	49.7	0.0	95					
GOLDEN HARVEST G90Y04-3220A	92	C250	1,2,3,4	19.8	207.8	53.0	0.0	94	18.6	229.8	55.1	0.0	87	20.7	182.5	52.2	0.0	99	20.1	211.2	51.6	0.0	97	20.1	211.2	51.6	0.0	97					
GOLDEN HARVEST G95D32-3220	95	C250	1,2,3,4,6	20.0	215.4	53.4	0.1	91	19.1	218.1	55.3	0.0	79	21.7	201.2	52.3	0.3	99	19.1	226.9	52.7	0.0	96	19.1	226.9	52.7	0.0	96					
GOLDEN HARVEST G95P13-3110	95	C250	1,2,4,6	19.3	212.2	53.7	0.0	92	19.1	231.0	55.5	0.0	86	20.1	188.0	52.6	0.0	95	18.7	217.5	53.0	0.0	95	18.7	217.5	53.0	0.0	95					
GOLDEN HARVEST G97N86-3110	97	C250	1,2,4,6	18.1	216.9	53.2	0.1	97	17.1	226.5	54.3	0.0	95	18.7	211.3	53.0	0.0	98	18.5	213.0	52.4	0.3	98	18.5	213.0	52.4	0.3	98					
LEGACY SEEDS L-3617 VT2P	97	A500	1,2	18.9	222.3	52.9	0.4	95	17.3	227.3	55.8	0.3	94	20.8	219.4	51.5	0.0	94	18.6	220.1	51.5	0.9	98	18.6	220.1	51.5	0.9	98					
LEGACY SEEDS L-3718 VT2P	98	A500	1,2	20.1	212.6	52.9	0.0	96	18.6	218.3	54.5	0.0	95	22.8	190.8	51.7	0.0	97	19.0	228.8	52.5	0.0	97	19.0	228.8	52.5	0.0	97					
LEGACY SEEDS L-4118 SXX	100	A500	1,2,3,4	19.1	225.3	53.7	0.0	96	17.3	240.1	55.2	0.0	91	21.4	194.5	52.0	0.0	98	18.7	241.3*	53.8	0.0	98	18.7	241.3*	53.8	0.0	98					
LEGEND 9897 VT2PRIB	97	C250	1,2	19.0	209.5	52.1	0.2	90	17.4	221.9	54.3	0.4	84	20.9	187.0	50.4	0.0	93	18.7	219.5	51.7	0.3	94	18.7	219.5	51.7	0.3	94					
LEGEND 9999 VT2PRIB	99	C250	1,2	20.0	247.0**	52.0	0.1	98	18.9	252.1*	53.6	0.0	93	21.5	251.2**	51.3	0.0	99	19.7	237.8*	51.0	0.3	101	19.7	237.8*	51.0	0.3	101					
LG SEEDS LG44C27VT2PRO	94	P500	1,2,3	18.2	217.1	53.2	0.4	94	16.7	211.0	55.8	0.9	93	19.4	207.4	52.0	0.0	97	18.5	232.9*	51.9	0.3	93	18.5	232.9*	51.9	0.3	93					
LG SEEDS LG44C34-3110	94	P500	1,2,4,6	18.4	217.9	53.6	0.4	90	17.9	227.1	55.0	0.0	81	18.9	194.3	52.6	0.0	95	18.3	232.4*	53.3	1.2	95	18.3	232.4*	53							

MISSION SEED AMP A9567VT2P	95	P250	1,2	19.4	223.7	52.7	0.2	95	17.7	235.7	54.4	0.3	93	21.0	212.7	51.7	0.0	98	19.4	222.8	52.1	0.3	94
MISSION SEED AMP A9826VT2P	98	P250	1,2	18.4	216.7	53.6	0.1	94	17.3	224.8	55.6	0.0	92	19.9	212.2	52.5	0.0	93	18.1	213.1	52.8	0.3	97
MISSION SEED AMP A9938VT2P	99	P250	1,2	18.9	225.7	53.5	0.7	96	17.5	228.6	55.1	0.0	94	20.0	209.6	52.4	1.2	97	19.1	238.8 *	53.0	0.9	98
MISSION SEED AMP A6101VT2P	101	P250	1,2	19.5	212.5	53.6	0.0	93	18.3	214.4	56.0	0.0	89	20.8	207.5	52.6	0.0	95	19.4	215.5	52.2	0.0	95
NK Brand NK9659-3120	96	C250	1,2,4	19.5	219.7	53.0	0.4	93	18.4	239.2	54.9	0.7	90	21.2	201.7	51.5	0.3	93	19.0	218.3	52.5	0.3	97
NK Brand NK0199-3122A	101	C250	1,2,3,4	19.9	209.2	54.0	0.0	92	19.0	230.3	55.6	0.0	90	21.0	188.5	52.3	0.0	94	19.7	208.7	54.0	0.0	93
RENK RK608DGV72P	100	C250	1,2	19.8	213.4	51.4	0.0	93	18.0	227.6	54.1	0.0	91	22.2	197.7	50.2	0.0	95	19.1	215.0	49.8	0.0	92
RUPP XR194-06	94	P250	1,2	19.1	220.1	52.9	0.4	95	17.2	223.3	56.4	0.6	92	21.4	220.4	51.1	0.6	96	18.8	216.6	51.2	0.0	97
RUPP XR097-95	97	P250	1,2	19.0	222.2	53.6	0.2	94	17.3	231.3	56.1	0.0	88	20.9	219.7	52.2	0.0	97	18.8	215.5	52.6	0.6	96
RUPP XR000-51	100	P250	1,2	20.5	202.1	53.0	0.0	96	18.9	211.6	55.5	0.0	91	21.6	186.4	52.0	0.0	99	21.0	208.2	51.5	0.0	97
SEED CONSULTANTS SCS 989YHR†	98	C250	1,2,4	19.4	231.5	54.7	0.0	95	18.2	244.4 *	56.3	0.0	92	20.9	219.2	53.6	0.0	99	19.1	230.9 *	54.3	0.0	94
SEED CONSULTANTS SCS 1018YHR	101	C250	1,2,4	20.8	232.6	52.0	0.3	95	19.9	255.7 *	53.6	0.3	90	22.8	215.8	50.7	0.6	97	19.7	226.3	51.8	0.0	97
SEEDWAY SW3600GENSSRIB	92	P250	1,2,3,4	18.3	209.8	53.9	0.0	95	16.6	206.3	55.8	0.0	93	19.9	197.1	52.4	0.0	95	18.3	225.9	53.5	0.0	96
SEEDWAY SW3768GENSSRIB	95	C250	1,2,3,4	18.4	222.7	53.2	0.2	95	16.8	227.8	55.6	0.0	91	19.4	221.4	51.8	0.0	98	18.9	219.0	52.2	0.7	96
SEEDWAY SW4010GENSSRIB	100	C250	1,2,3,4	19.7	213.4	53.2	0.1	90	17.8	214.6	55.1	0.4	84	21.5	206.5	51.7	0.0	92	19.8	219.2	52.9	0.0	93
SPECIALTY 26A236	96	P500	1,2,3,4	18.8	224.8	53.0	0.0	94	17.3	227.6	55.3	0.0	90	20.5	219.8	51.2	0.0	96	18.6	226.9	52.6	0.0	97
SPECIALTY 27D728	97	P250	1,2	19.2	225.2	53.5	0.0	98	18.4	253.1 *	55.2	0.0	99	20.5	191.8	52.3	0.0	98	18.7	230.8 *	53.0	0.0	97
SPECIALTY 30A307	100	P500	1,2,3,4	21.5	224.8	52.7	0.0	97	20.7	229.5	54.6	0.0	94	22.5	213.6	51.5	0.0	97	21.3	231.2 *	52.1	0.0	99
SUN PRAIRIE SP1970	94	C250		18.8	199.1	54.0	0.3	91	18.6	215.0	56.1	0.4	82	19.6	168.0	52.5	0.0	96	18.2	214.2	53.4	0.6	95
SUN PRAIRIE SP1927	95	C250		19.5	201.2	51.7	0.1	92	17.8	207.1	53.2	0.3	84	21.0	191.9	51.3	0.0	97	19.6	204.7	50.5	0.0	94
SUN PRAIRIE SP2272	101	C250		19.3	217.0	54.2	0.1	93	18.3	232.5	56.1	0.3	88	20.6	205.0	52.5	0.0	97	18.9	213.5	54.0	0.0	94
WELLMAN W2801DP	101		1,2	19.8	215.0	53.4	0.3	97	18.3	227.3	56.0	0.0	95	21.6	208.9	52.3	0.0	95	19.6	208.9	51.8	0.9	100
AVERAGE				19.4	219.4	53.1	0.2	94	18.0	229.3	55.2	0.2	90	21.2	205.9	51.7	0.1	96	19.0	222.8	52.3	0.2	96
HIGHEST				21.5	247.0	55.1	0.7	98	20.7	258.1	57.1	1.2	99	25.5	251.2	53.6	1.2	100	21.3	244.2	54.7	1.8	101
LOWEST				17.8	199.1	50.7	0.0	88	16.0	206.3	51.9	0.0	79	18.7	168.0	48.9	0.0	87	17.7	204.7	49.7	0.0	89
CV (%)				3.9	6.0	1.6	378.5	4.0	3.6	5.7	1.4	329.1	5.0	4.3	7.2	1.4	448.0	4.0	3.4	5.3	1.9	368.8	3.0
LSD (5%)				0.5	8.9	0.6	0.4	2.0	0.8	15.2	0.9	0.7	5.0	1.1	17.3	0.8	0.6	4.0	0.8	13.8	1.1	0.9	4.0

** Highest Yielding Hybrid

* Not Significantly Different from Highest Yielding Hybrid

ALLEGAN, INGHAM & SAGINAW COUNTY GRAIN TRIALS - LATE (102 Day and Later)

TABLE 2L.

2018		Late - TRIAL AVERAGE						Allegan - Late						Ingham - Late						Saginaw - Late					
BRAND / HYBRID	RM	TRT	TRAIT	%H2O	BUJA	Twt	%SL	%Sd	%H2O	BUJA	Twt	%SL	%Sd	%H2O	BUJA	Twt	%SL	%Sd	%H2O	BUJA	Twt	%SL	%Sd		
AGRIGOLD A633-94STX	103	P500	1,2,3,4	20.3	225.0	53.7	0.2	92	19.9	226.5	54.2	0.0	89	20.6	223.4	53.2	0.3	94	20.6	223.4	53.2	0.3	94		
AGRIGOLD A635-54VT2RIB	105	P500	1,2	22.5	238.3	52.3	0.0	97	21.6	244.2	53.0	0.0	97	23.3	232.4	51.5	0.0	97	20.6	246.8*	51.3	0.0	99		
AgVenture AV6302AM	102	C250	1,2,4	20.4	255.4*	52.3	0.0	95	20.1	263.9**	53.2	0.0	91	21.9	224.2	51.3	0.3	95	21.9	224.2	51.3	0.3	95		
BRODBECK 59RA02	102	C500	1,2,3,4	21.7	228.4	51.5	0.3	93	21.5	232.5	51.6	0.3	91	22.1	228.8	51.0	0.3	92	22.1	228.8	51.0	0.3	92		
BRODBECK 48PW03E	103	C500	1,2,4	21.9	227.2	51.7	1.2	89	21.6	225.6	52.4	0.0	86	24.3	233.3	50.8	1.9	94	24.3	233.3	50.8	1.9	94		
BRODBECK 48PW09E	109	C500	1,2,4	23.9	245.2	51.2	1.3	89	23.5	257.1*	51.5	0.7	83	22.0	240.8	51.9	1.1	96	22.0	240.8	51.9	1.1	96		
BRODBECK 46RA05	112	C500	1,2,4	21.8	245.0	52.1	0.6	93	21.5	249.1*	52.3	0.0	89	24.3	230.9	49.5	0.0	99	24.3	230.9	49.5	0.0	99		
CHANNEL 203-01 VT2PRIB	103	A250	1,2	23.3	239.8	50.6	0.8	96	22.3	248.7*	51.6	1.5	92	25.9	224.4	49.7	0.9	97	25.9	224.4	49.7	0.9	97		
CHANNEL 207-27 VT2PRIB	107	A250	1,2	26.2	240.1	51.3	0.9	93	26.4	255.8*	52.8	0.9	89	23.0	236.7	50.4	0.0	97	23.0	236.7	50.4	0.0	97		
DAIRYLAND SEED DS-7603PE	103	C500	1,2,4,6	22.1	233.0	50.9	0.0	92	21.2	229.3	51.4	0.0	86	18.6	213.6	54.8	0.3	98	18.6	213.6	54.8	0.3	98		
DAIRYLAND SEED EXP-10306	103	1,2,3,4	1,2,3,4	17.9	218.4	54.8	0.2	97	17.1	223.2	54.7	0.0	95	20.5	229.3	52.2	0.6	99	20.5	229.3	52.2	0.6	99		
DAIRYLAND SEED RPM-4317AM	103	1,2,4	1,2,4	20.9	237.5	52.5	0.3	95	21.3	245.6	52.7	0.0	91	22.8	215.9	50.3	0.0	94	22.8	215.9	50.3	0.0	94		
DAIRYLAND SEED DS-9804RA	104	C500	1,2,3,4,6	22.6	234.9	51.3	0.0	93	22.4	253.8*	52.3	0.0	91	21.2	256.1**	52.0	0.0	97	21.2	256.1**	52.0	0.0	97		
DAIRYLAND SEED EXP-10411	104	1,2,4	1,2,4	21.1	252.7*	52.1	0.0	94	20.9	249.3*	52.2	0.0	91	20.2	248.3*	52.8	0.3	97	20.2	248.3*	52.8	0.3	97		
DAIRYLAND SEED RPM-4318AM	104	1,2,4	1,2,4	20.1	250.0*	53.1	0.2	92	19.9	251.6*	53.3	0.0	87	23.1	239.7	49.5	3.2	98	23.1	239.7	49.5	3.2	98		
DAIRYLAND SEED RPM-4329AM	104	1,2,4	1,2,4	23.3	243.4	50.2	1.6	94	23.5	247.0	50.9	0.0	90	22.6	252.8*	50.9	0.0	96	22.6	252.8*	50.9	0.0	96		
DAIRYLAND SEED RPM-562XRR	106	1,2,4	1,2,4	21.7	257.2**	52.1	0.0	91	20.8	261.6*	53.2	0.0	86	20.4	224.6	51.2	1.2	97	20.4	224.6	51.2	1.2	97		
DYNAGRO D43VC81	103	P500	1,2	20.9	227.1	51.7	0.6	90	21.4	229.5	52.1	0.0	82	20.8	226.6	50.1	0.0	96	20.8	226.6	50.1	0.0	96		
DYNAGRO D44VC40	104	P500	1,2	20.2	224.7	51.6	0.0	94	19.5	222.8	53.0	0.0	92	21.5	219.2	50.5	0.6	97	21.5	219.2	50.5	0.6	97		
GOLDEN HARVEST G03C84-3120	103	C250	1,2,4	21.5	232.4	51.4	2.2	94	21.5	245.5	52.3	3.8	91	21.0	223.2	49.5	1.4	98	21.0	223.2	49.5	1.4	98		
GOLDEN HARVEST G04S19-3010	104	C250	1,2,4	20.9	232.8	50.2	1.2	97	20.7	242.3	50.9	0.9	95	21.9	238.8	50.9	0.9	97	21.9	238.8	50.9	0.9	97		
GOLDEN HARVEST G06Q68-3220	106	C250	1,2,3,4,6	21.6	237.4	51.2	0.6	95	21.3	235.9	51.5	0.3	93	20.2	224.9	52.7	0.0	95	20.2	224.9	52.7	0.0	95		
LEGACY SEEDS L-5217 SXX	102	A500	1,2,3,4	20.2	228.9	53.4	0.0	90	20.2	232.8	54.0	0.0	85	21.0	226.9	50.2	0.0	97	21.0	226.9	50.2	0.0	97		
LEGEND 9701 GENSSRIB	101	C250	1,2,3	20.3	224.8	51.9	0.0	93	19.6	222.7	53.5	0.0	89	20.2	231.6	52.8	0.0	100	20.2	231.6	52.8	0.0	100		
LEGEND 9804 GENSSRIB	104	C250	1,2,3,4	20.4	229.4	53.0	0.0	90	20.6	227.1	53.2	0.0	91	24.1	231.0	50.4	0.0	94	24.1	231.0	50.4	0.0	94		
LEGEND 9907 GENSSRIB	107	C250	1,2,3,4	23.2	231.3	50.7	0.0	90	23.3	231.5	51.0	0.0	86	20.6	235.0	50.4	0.0	98	20.6	235.0	50.4	0.0	98		
LG SEEDS LG5499VT2RIB	102	P500	1,2,3	20.7	236.8	51.7	0.0	95	20.7	238.6	52.9	0.0	92	22.2	233.9	51.8	0.6	99	22.2	233.9	51.8	0.6	99		
LG SEEDS LG5525VT2RIB	105	P500	1,2,3	21.8	231.1	52.4	0.3	95	21.3	228.2	53.0	0.0	90	23.0	210.6	50.6	0.9	96	23.0	210.6	50.6	0.9	96		
LG SEEDS LG57C28VT2PRO	107	P500	1,2,3	22.2	218.4	51.5	0.5	94	21.4	226.2	52.4	0.0	91	20.5	230.8	52.6	0.0	92	20.5	230.8	52.6	0.0	92		
M&W SEEDS 45R69	103	P250	1,2	20.5	230.5	53.3	0.2	89	20.5	230.2	54.0	0.3	86	21.0	241.8	51.6	0.3	97	21.0	241.8	51.6	0.3	97		
M&W SEEDS 44R35	105	P250	1,2	21.5	247.3*	51.9	0.2	97	21.9	252.8*	52.2	0.0	97	20.9	239.9	52.1	0.0	97	20.9	239.9	52.1	0.0	97		
MISSION SEED AMP A0357SS	103	P250	1,2,3,4	21.4	234.6	52.6	0.0	95	21.8	229.2	53.1	0.0	93	20.9	216.4	51.0	1.2	99	20.9	216.4	51.0	1.2	99		
NK Brand NK0330-3120	103	C250	1,2,4	21.6	221.6	51.2	3.3	97	22.2	226.7	51.4	5.3	94	19.7	230.3	51.9	0.3	97	19.7	230.3	51.9	0.3	97		
RENK RK604SSTX	102	C500	1,2,3,4	19.4	234.9	52.7	1.1	93	19.1	239.4	53.5	1.9	88	19.8	230.9	53.3	0.6	96	19.8	230.9	53.3	0.6	96		
RENK RK642SSTX	103	C500	1,2,3,4	20.2	220.1	53.1	0.3	91	20.6	209.2	52.8	0.0	85	19.8	226.8	52.1	0.6	98	19.8	226.8	52.1	0.6	98		
RENK RK717SSTX	105	C500	1,2,3,4	20.1	233.8	53.1	0.3	96	20.3	240.8	54.1	0.0	94	21.4	231.4	51.9	0.6	95	21.4	231.4	51.9	0.6	95		
RENK RK710DGV2P	106	C250	1,2	22.1	245.9	51.4	0.0	94	23.1	242.5	52.0	0.0	90	19.4	233.2	53.1	0.0	95	19.4	233.2	53.1	0.0	95		
RENK RK737SSTX	106	C500	1,2,3,4	22.0	237.5	52.6	0.3	95	22.6	243.5	53.3	0.0	95	22.1	249.2*	50.8	0.0	97	22.1	249.2*	50.8	0.0	97		
RUPP XRD03-07	103	P250	1,2	19.8	235.6	53.6	0.2	92	20.2	238.0	54.0	0.3	88	20.8	236.4	51.2	0.0	99	20.8	236.4	51.2	0.0	99		
SEED CONSULTANTS SCS 1037YHR™	103	C250	1,2,4	20.2	239.3	53.2	0.0	91	20.3	248.6*	53.6	0.0	86	20.7	228.8	51.0	0.0	97	20.7	228.8	51.0	0.0	97		
SEED CONSULTANTS SCS 10HR43™	104	C250	1,2,4	21.8	236.5	51.7	0.0	95	20.9	244.2	52.3	0.0	93	22.6	228.4	50.8	0.3	97	22.6	228.4	50.8	0.3	97		
SEED CONSULTANTS SC 10AGT59™	105	C250	1,2,4	22.3	227.0	51.5	0.2	92	22.0	225.6	52.2	0.0	87	20.6	236.4	51.2	0.0	99	20.6	236.4	51.2	0.0	99		
SEEDWAY SW5440GENSSRIB	106	1,2,3,4	1,2,3,4	20.8	244.9	52.5	0.0	95	20.9	253.4*	53.7	0.0	90	20.9	229.0	51.0	0.3	98	20.9	229.0	51.0	0.3	98		
SPECIALTY 32A323	102	P500	1,2,3,4	20.5	229.9	51.4	0.2	97	20.0	230.8	51.7	0.0	96	20.8	240.4	49.9	0.6	93	20.8	240.4	49.9	0.6	93		
SPECIALTY 32A886	102	P500	1,2,3,4	20.9	244.2	50.8	0.6	94	21.0	248.0	51.7	0.6	95												

SPECIALTY 34A007	104 P500	1,2,3,4	Late - TRIAL AVERAGE			Allegan - Late			Ingham - Late			Saginaw - Late					
			%H2O	BUJA	Twt %SL %Sd	%H2O	BUJA	Twt %SL %Sd	%H2O	BUJA	Twt %SL %Sd	%H2O	BUJA	Twt %SL %Sd			
WELLMAN W2903DP	103	1,2	20.5	223.8	53.4	0.0	90	20.4	224.0	53.8	0.0	84	20.6	223.5	53.0	0.0	95
WELLMAN W2705DP	105	1,2	20.2	221.8	51.7	0.5	92	20.5	229.3	53.2	0.0	90	19.8	214.2	50.1	1.0	93
WELLMAN W2307DP	107	1,2	24.3	236.3	50.5	1.5	93	25.0	243.7	51.3	0.0	90	23.5	228.9	49.7	2.9	95
WELLMAN W2807DP	107	ENC	21.7	219.3	51.7	0.0	88	22.1	217.5	51.8	0.0	84	21.2	221.0	51.6	0.0	91
WELLMAN W2609DP	109	1,2	24.7	201.7	49.8	0.9	90	24.3	220.9	51.1	0.4	88	25.0	182.5	48.4	1.3	92
WELLMAN W2911DP	110	1,2	24.9	231.1	51.4	2.1	91	24.9	249.3*	52.0	0.0	88	24.8	212.8	50.8	4.1	94
WELLMAN W2812DP	111	1,2	27.0	206.4	50.3	3.9	95	26.7	219.1	50.8	0.6	93	27.3	193.6	49.7	7.1	97
AVERAGE			21.6	233.2	51.9	0.5	93	21.5	237.4	52.6	0.3	90	21.7	229.0	51.2	0.7	96
HIGHEST			27.0	257.2	54.8	3.9	97	26.7	263.9	54.7	5.3	97	27.3	256.1	54.8	7.1	100
LOWEST			17.9	201.7	49.8	0.0	88	17.1	209.2	50.8	0.0	82	18.6	182.5	48.4	0.0	91
CV (%)			4.6	5.4	2.0	305.4	5.0	5.3	5.7	1.9	369.0	6.0	3.9	5.0	2.0	266.0	3.0
LSD (5%)			0.8	10.3	0.8	1.3	3.0	1.3	15.8	1.2	1.4	6.0	1.0	13.3	1.2	2.2	4.0

2 Year Averages 2018 - 2017	BRAND / HYBRID	RM	TRT	TRAIT	Late - TRIAL AVERAGE			Allegan - Late			Ingham - Late			Saginaw - Late					
					%H2O	BUJA	Twt %SL %Sd	%H2O	BUJA	Twt %SL %Sd	%H2O	BUJA	Twt %SL %Sd	%H2O	BUJA	Twt %SL %Sd			
	DAIRYLAND SEED RPM-4317AM	103		1,2,4	19.7	248.1	54.2	0.5	93	19.3	237.4	54.5	0.0	91	19.3	244.6	54.9	0.0	90
	DAIRYLAND SEED RPM-4318AM	104		1,2,4	19.4	268.3**	53.9	0.0	92	19.4	232.6	54.5	0.5	91	19.5	248.0	54.1	0.5	92
	DAIRYLAND SEED RPM-562XRR	106		1,2,4	20.3	256.4	53.6	0.0	84	19.0	252.7	55.2	0.7	94	20.3	268.3	55.2	3.7	95
	DYNAGRO D44VC40	104	P500	1,2	18.9	246.6	54.4	0.0	94	19.5	240.1	52.6	0.0	95	18.9	232.6	52.6	0.0	84
	GOLDEN HARVEST G03C84-3120	103	C250	1,2,4	20.3	244.3	53.4	3.7	95	19.9	257.0	53.5	0.3	95	4.5	5.6	1.7	401.1	6.0
	LEGEND 9804 GENSSRIB	104	C250	1,2,3,4	19.3	237.4	54.5	0.0	91	0.8	11.2	0.8	1.3	5.0					
	RENK RK642SSTX	103	C500	1,2,3,4	19.4	232.6	54.5	0.5	91										
	RENK RK717SSTX	105	C500	1,2,3,4	19.0	252.7	55.2	0.7	94										
	SPECIALTY 32A323	102	P500	1,2,3,4	19.5	240.1	52.6	0.0	95										
	SPECIALTY 32A886	102	P500	1,2,3,4	19.9	257.0	53.5	0.3	95										
	SPECIALTY 34A007	104	P500	1,2,3,4	19.3	244.6	54.9	0.0	90										
	AVERAGE				19.5	248.0	54.1	0.5	92										
	HIGHEST				20.3	268.3	55.2	3.7	95										
	LOWEST				18.9	232.6	52.6	0.0	84										
	CV (%)				4.5	5.6	1.7	401.1	6.0										
	LSD (5%)				0.8	11.2	0.8	1.3	5.0										

** Highest Yielding Hybrid
* Not Significantly Different from Highest Yielding Hybrid

TABLE 3E.

HURON, MASON & MONTCALM COUNTY GRAIN TRIALS - EARLY (97 Day and Earlier)

ZONE 3

2018		Early - TRIAL AVERAGE						Huron - Early						Mason - Early						Montcalm - Early					
BRAND / HYBRID	RM TRT TRAIT	%H2O	BU/A	Twt	%SL	%Sd	%H2O	BU/A	Twt	%SL	%Sd	%H2O	BU/A	Twt	%SL	%Sd	%H2O	BU/A	Twt	%SL	%Sd				
AgVenture AV4994AM	94 C250 1,2,4	20.2	203.8	52.9	0.8	93	21.4	193.3	52.7	0.6	93	19.7	192.8	52.1	1.4	90	19.6	225.4*	53.8	0.3	96				
AgVenture AV5096AM	96 C250 1,2,4	22.0	208.0	49.7	1.8	96	23.2	164.4	50.3	0.9	97	21.4	223.7	48.9	2.3	95	21.4	235.8**	50.0	2.1	97				
CROPLAN 3399VT2P/RIB	93 ACC 1,2,3,4	18.4	200.2	54.0	0.3	97	19.3	194.7	54.3	0.0	99	17.7	208.2	53.8	0.9	94	18.1	197.7	53.9	0.0	97				
CROPLAN X18093VT2P	93 ACC 1,2	17.2	200.8	53.1	0.1	96	19.3	174.9	53.5	0.0	97	14.7	217.0	52.6	0.0	93	17.5	210.5	53.2	0.3	99				
CROPLAN 3499VT3P/RIB	94 ACC 1,2,3	18.7	186.8	53.6	0.0	98	19.7	160.1	54.5	0.0	102	17.3	204.2	53.2	0.0	96	19.0	196.0	53.2	0.0	96				
CROPLAN 3575VT2P/RIB	95 ACC 1,2	18.3	212.1*	53.8	0.4	96	19.3	190.6	54.6	0.3	98	17.0	241.4**	53.5	0.6	93	18.5	204.4	53.3	0.3	97				
CROPLAN 3899VT2P/RIB	96 ACC 1,2	20.1	205.9	52.2	0.6	94	20.1	198.0*	52.9	0.0	96	19.3	218.9	51.4	0.7	90	20.8	200.9	52.2	1.2	95				
CROPLAN 3575SSS/RIB	95 ACC 1,2,3,4	18.7	208.7	54.9	0.5	91	19.4	207.9*	55.0	0.0	95	18.6	210.3	54.1	1.0	88	18.2	208.0	55.6	0.4	90				
CROPLAN 3795VT2P/RIB	97 ACC 1,2	19.0	207.2	49.4	0.4	98	19.0	192.6	41.4	0.0	100	17.5	211.6	53.5	0.9	96	20.4	217.5	53.2	0.3	98				
DAIRYLAND SEED DS-7294A	94 C500 1,2,4,6	20.0	194.4	52.7	3.5	96	19.9	148.3	53.9	0.0	97	19.3	216.5	50.9	8.7	93	20.8	218.4	53.3	1.7	97				
DAIRYLAND SEED RPM-3519AM	96 1,2,4	19.3	204.7	54.5	3.4	97	20.2	193.9	54.1	0.0	99	18.0	220.1	54.5	10.2	96	19.7	200.0	55.0	0.0	97				
DAIRYLAND SEED RPM-3715AM	96 1,2,4	20.0	203.5	50.9	0.1	95	21.5	170.6	50.9	0.0	98	18.2	238.2*	50.6	0.0	93	20.2	201.6	51.2	0.3	95				
DAIRYLAND SEED RPM-499AM	97 1,2,4	19.1	206.7	51.9	2.5	96	20.2	181.2	51.4	0.0	95	17.9	221.8	51.3	7.3	96	19.1	217.1	53.0	0.3	96				
DYNAGRO D34VC54	94 P500 1,2	17.2	205.4	52.6	1.2	98	18.2	190.5	53.9	0.6	99	15.0	213.2	51.8	2.1	96	18.5	212.4	52.1	0.9	98				
DYNAGRO D37VC64	97 P500 1,2	18.7	201.7	52.8	0.7	98	19.8	182.9	53.7	0.0	99	17.0	192.0	52.1	1.4	96	19.2	230.3*	52.7	0.6	98				
GOLDEN HARVEST G90Y04-3220A	92 C250 1,2,3,4	19.3	197.7	53.1	2.1	95	18.7	167.5	54.4	0.0	97	19.0	201.8	50.6	5.5	93	20.1	223.8*	54.2	0.9	94				
GOLDEN HARVEST G95D32-3220	95 C250 1,2,3,4,6	19.4	209.2*	53.7	2.7	98	20.0	178.2	54.3	0.3	100	18.4	225.2	53.1	7.4	95	19.8	224.3*	53.7	0.3	98				
LEGACY SEEDS L-3115 SSX	93 A500 1,2,3,4	19.1	201.6	53.1	2.3	93	19.5	193.6	54.1	0.0	91	18.0	210.5	52.6	6.5	94	19.8	200.6	52.7	0.3	93				
LEGACY SEEDS L-3517 VT2P	95 A250 1,2	18.6	200.2	53.6	0.6	96	19.2	176.2	54.4	0.0	98	17.4	217.7	52.9	0.9	95	19.1	206.6	53.5	0.9	96				
LEGACY SEEDS L-3617 VT2P	97 A500 1,2	18.7	214.0*	52.5	0.2	95	18.5	191.2	53.2	0.6	98	17.7	227.8*	52.0	0.0	91	19.9	222.9*	52.2	0.0	97				
LEGEND 9895 VT2PRIB	95 C250 1,2	19.2	206.6	53.4	0.6	93	19.4	195.8*	54.4	0.0	99	19.2	210.9	52.0	1.6	86	19.1	213.1	53.9	0.3	94				
LEGEND 9897 VT2PRIB	97 C250 1,2	19.5	201.9	52.4	0.6	94	19.3	185.4	54.2	0.3	96	19.3	208.2	50.9	0.9	91	19.9	212.0	52.1	0.6	94				
LG SEEDS LG5410VT2RIB	91 P500 1,2,3	17.9	183.2	53.5	0.3	98	19.1	146.4	54.8	0.6	99	16.4	211.7	52.2	0.3	96	18.3	191.6	53.6	0.0	98				
LG SEEDS LG5415VT2RIB	93 P500 1,2,3	16.8	192.2	53.2	8.1	96	19.0	172.1	53.8	0.0	95	13.8	190.8	52.1	23.5	96	17.7	213.6	53.7	0.9	97				
LG SEEDS LG44C2V7T2PRO	94 P500 1,2,3	18.6	207.7	52.9	1.0	96	20.0	212.4*	53.4	0.0	97	16.5	187.8	52.0	1.6	95	19.2	222.8*	53.2	1.5	97				
LG SEEDS LG44C34-3110	94 P500 1,2,4,6	19.0	200.1	52.8	0.2	93	19.3	154.1	54.3	0.0	96	18.5	223.7	52.1	0.6	90	19.1	222.5*	52.1	0.0	94				
LG SEEDS LG5465VT2RIB	97 P500 1,2,3	19.0	216.0*	53.3	0.2	97	20.2	205.8*	53.3	0.3	99	18.1	233.3	52.8	0.3	95	18.8	219.0	54.8	0.0	98				
M&W SEEDS 48R11	87 P250 1,2	16.3	191.7	54.7	3.0	98	17.6	192.7	55.8	1.2	99	13.9	203.9	53.4	7.6	97	17.4	178.4	53.9	0.3	97				
M&W SEEDS 47F61	90 P250 1,2	18.3	194.6	53.5	0.3	95	18.8	183.5	55.0	0.0	96	17.5	200.6	51.7	0.9	91	18.6	199.6	53.9	0.0	97				
M&W SEEDS 46R52	95 P250 1,2,4,6	18.7	209.0	53.3	2.1	97	19.6	186.5	53.2	0.3	99	17.4	217.2	52.7	5.5	95	19.1	223.3*	54.0	0.6	98				
M&W SEEDS 46P76	97 P250 1,2	18.2	219.0**	53.2	0.0	92	19.7	214.4**	54.0	0.0	97	16.3	217.1	52.9	0.0	91	18.6	225.4*	52.8	0.0	89				
MISSION SEED AMP A9567VT2P	95 P250 1,2	19.3	196.5	52.4	1.3	95	19.3	162.2	53.2	2.4	96	19.1	214.7	51.7	1.2	94	19.5	212.7	52.2	0.3	94				
NK Brand NK920-3120	89 C250 1,2,4	18.2	193.0	53.2	1.4	99	19.0	157.5	54.0	0.0	100	16.8	218.3	51.7	4.2	99	18.8	203.3	54.0	0.0	97				
NK Brand NK927-3220A	92 C250 1,2,3,4,6	19.3	192.2	53.4	3.1	96	19.2	174.3	54.8	0.0	98	18.5	196.2	51.4	7.8	93	20.2	206.1	53.9	1.6	97				
NK Brand NK9505-3110	95 C250 1,2,4,6	19.4	200.2	54.2	0.3	93	19.8	182.3	54.8	0.0	95	18.2	201.3	53.4	0.0	88	20.2	207.1	54.3	0.9	95				
RENK RK408VT2P™	90 C250 1,2	18.3	201.9	53.2	0.1	94	18.2	182.4	54.4	0.0	97	17.8	214.5	51.9	0.3	92	18.8	208.7	53.4	0.0	94				
RENK RK433RR	92 C250 1	18.1	195.7	53.2	0.9	97	17.7	166.1	54.4	0.3	97	17.5	207.8	52.0	1.2	96	19.2	213.3	53.2	1.2	97				
RENK 8-536VT2P	94 C250 1,2	18.9	209.7*	52.1	1.3	97	19.8	194.3	53.3	0.6	100	18.2	222.8	50.8	3.2	95	18.8	212.1	52.3	0.0	96				
RENK RK568VT2P	95 C250 1,2	18.8	194.1	53.5	0.7	94	20.5	180.3	54.0	0.0	95	17.4	201.7	53.1	1.5	92	18.4	200.2	53.5	0.6	94				
RENK RK587VT2P	97 C250 1,2	19.3	203.8	52.2	0.5	93	20.1	195.3*	52.7	0.0	97	16.5	198.0	52.5	0.9	89	21.3	218.2	51.5	0.6	92				
RUPP XRT94-06	94 P250 1,2	18.4	194.7	53.5	0.0	97	19.8	178.5	54.1	0.0	97	16.8	198.5	52.9	0.0	96	18.5	207.0	53.6	0.0	99				
RUPP XRD97-95	97 P250 1,2	19.0	195.9	53.6	0.8	93	19.4	152.6	54.5	0.3	95	18.6	214.6	52.4	1.7	88	18.9	216.3	53.9	0.3	97				
SEEDWAY SW3600GENSSRIB	92 P250 1,2,3,4	18.1	195.9	53.8	2.0	97	19.2	188.3	54.4	0.0	98	16.9	206.5	53.1	5.0	95	18.1	193.0	53.8	0.9	97				
SEEDWAY SW3768GENSSRIB	95 C250 1,2,3,4	18.9	214.2*	53.0	1.1	96	20.6	202.6*	53.7	0.3	96	16.8	216.6	52.1	2.9	97	19.2	223.5*	53.3	0.0	96				
SUN PRAIRIE SP1970	94 C250	18.3	192.5	54.2	1.5	95	17.9	152.4	55.7	0.0	97	17.3	214.2	52.7	3.3	95	19.7	210.9	54.3	1.2	94				

SUN PRAIRIE SP1927		95 C250		19.9	194.4	51.8	3.3	96	20.4	173.6	53.0	0.0	97	19.5	203.8	49.6	9.6	94	19.8	205.8	52.7	0.3	97
AVERAGE		18.8	201.5	53.0	1.3	96	19.5	181.4	53.6	0.2	97	17.6	211.7	52.2	3.1	94	19.2	211.4	53.2	0.5	96		
HIGHEST		22.0	219.0	54.9	8.1	99	23.2	214.4	55.8	2.4	102	21.4	241.4	54.5	23.5	99	21.4	235.8	55.6	2.1	99		
LOWEST		16.3	183.2	49.4	0.0	91	17.6	146.4	41.4	0.0	91	13.8	187.8	48.9	0.0	86	17.4	178.4	50.0	0.0	89		
CV (%)		4.9	7.3	1.7	297.3	3.0	5.2	9.2	7.7	277.2	3.0	5.0	5.7	1.4	207.0	4.0	4.6	6.0	1.7	229.2	3.0		
LSD (5%)		0.6	9.9	0.6	2.5	2.0	1.2	19.6	4.8	0.7	3.0	1.0	14.0	0.9	7.4	5.0	1.0	14.8	1.0	1.3	3.0		

2 Year Averages 2018 - 2017		Early - TRIAL AVERAGE				Huron - Early				Mason - Early				Montcalm - Early							
BRAND / HYBRID	RM TRT TRAIT	%H2O	BU/A	Twt	%SL %Sd	%H2O	BU/A	Twt	%SL %Sd	%H2O	BU/A	Twt	%SL %Sd	%H2O	BU/A	Twt	%SL %Sd				
AgVenture AV5096AM	96 C250 1,2,4	22.4	214.6 *	49.9	1.2	95	23.1	187.8	50.1	0.7	96	22.0	245.5	49.4	1.2	93	22.1	210.4 **	50.2	1.8	95
CROPLAN 3399VT2P/RIB	93 ACC 1,2,3,4	19.8	206.3	53.1	0.9	97	19.6	195.5 *	53.5	2.3	99	19.4	233.5	53.2	0.5	95	20.5	189.8	52.7	0.0	96
CROPLAN 3499VT3P/RIB	94 ACC 1,2,3	19.4	198.6	53.4	0.7	98	19.8	182.5	53.7	1.8	100	18.7	225.0	53.3	0.0	96	19.8	188.2	53.2	0.3	97
CROPLAN 3575VT2P/RIB	95 ACC 1,2	19.3	218.2 **	53.6	0.9	95	19.6	203.5 **	53.8	2.0	98	18.6	266.5 *	53.5	0.3	92	19.6	194.5	53.4	0.3	96
CROPLAN 3795VT2P/RIB	97 ACC 1,2	20.3	210.2	51.1	0.3	98	20.0	194.9 *	47.1	0.3	99	19.4	235.5	53.4	0.5	96	21.4	200.1 *	52.9	0.2	98
DAIRYLAND SEED RPM-3715AM	96 1,2,4	21.0	211.3	50.6	1.3	95	21.4	182.2	50.7	2.9	98	20.1	258.5 **	50.9	0.7	92	21.5	193.1	50.2	0.2	96
DYNAGRO D34VC54	94 P500 1,2	18.6	210.8	52.2	4.0	98	19.1	196.4 *	52.8	10.4	99	17.1	241.0	52.0	1.0	97	19.5	194.9	51.9	0.5	99
LG SEEDS LG5410VT2RIB	91 P500 1,2,3	18.9	196.4	52.8	0.6	97	19.1	160.8	53.7	1.5	99	18.3	236.3	52.3	0.4	95	19.4	192.0	52.4	0.0	98
LG SEEDS LG5415VT2RIB	93 P500 1,2,3	17.6	199.6	53.0	5.1	96	18.8	183.5	53.4	2.7	97	15.8	222.5	52.3	12.0	95	18.1	192.8	53.4	0.6	96
RENK RK433RR	92 C250 1	19.0	204.2	53.0	1.5	97	18.3	187.9	53.5	3.3	98	18.8	229.6	52.4	0.7	96	19.8	195.2	53.0	0.6	98
RUPP XRT94-06	94 P250 1,2	19.4	203.3	53.2	0.6	96	19.8	196.3 *	53.6	1.5	99	18.8	221.4	52.9	0.2	91	19.7	192.3	53.2	0.0	99
RUPP XRD97-95	97 P250 1,2	20.1	205.2	53.2	1.3	95	20.3	180.2	53.5	2.8	97	19.7	238.0	52.8	0.8	91	20.2	197.3	53.3	0.2	97
AVERAGE		19.7	206.6	52.4	1.5	96	19.9	187.6	52.4	2.7	98	18.9	236.9	52.4	1.5	94	20.1	195.0	52.5	0.4	97
HIGHEST		22.4	218.2	53.6	5.1	98	23.1	203.5	53.8	10.4	100	22.0	258.5	53.5	12.0	97	22.1	210.4	53.4	1.8	99
LOWEST		17.6	196.4	49.9	0.3	95	18.3	160.8	47.1	0.3	96	15.8	221.4	49.4	0.0	91	18.1	188.2	50.2	0.0	95
CV (%)		4.7	6.9	1.7	462.4	4.0	4.7	8.0	5.6	773.5	3.0	4.8	5.8	1.3	191.9	5.0	4.4	6.3	1.8	703.2	3.0
LSD (5%)		0.4	6.7	0.4	3.0	2.0	0.8	12.3	2.5	7.8	2.0	0.7	10.6	0.6	3.9	4.0	0.7	10.7	0.8	2.6	3.0

** Highest Yielding Hybrid
* Not Significantly Different from Highest Yielding Hybrid

TABLE 3L. HURON, MASON & MONTCALM COUNTY GRAIN TRIALS - LATE (98 Day and Later) ZONE 3

2018		Late - TRIAL AVERAGE						Huron - Late						Mason - Late						Montcalm - Late					
		RM	TRT	TRAIT	%H2O	BU/A	Twt	%SL	%Sd	%H2O	BU/A	Twt	%SL	%Sd	%H2O	BU/A	Twt	%SL	%Sd	%H2O	BU/A	Twt	%SL	%Sd	
BRAND / HYBRID	RM	TRT	TRAIT	%H2O	BU/A	Twt	%SL	%Sd	%H2O	BU/A	Twt	%SL	%Sd	%H2O	BU/A	Twt	%SL	%Sd	%H2O	BU/A	Twt	%SL	%Sd		
AgVenture AV5799AM	99	C250	1,2,4	22.4	215.2	51.3	3.4	94	22.0	194.7	52.8	0.9	94	22.5	225.4	49.8	8.3	96	22.7	225.5	51.3	0.9	93		
AgVenture AV6302AM	102	C250	1,2,4	23.4	223.1*	51.0	7.6	96	24.0	192.1	51.8	0.3	97	22.7	239.6*	49.8	22.2	95	23.5	237.7*	51.4	0.3	97		
BRODBECK 59RA02	102	C500	1,2,3,4	23.4	196.3	50.4	1.7	94	23.2	150.8	52.0	0.0	95	23.0	217.5	48.7	2.7	95	24.0	220.7	50.5	2.4	93		
BRODBECK 48PW03E	103	C500	1,2,4	24.4	211.8	49.8	0.6	93	24.4	179.5	51.0	1.2	94	23.9	223.2	48.2	0.3	96	25.0	232.8*	50.1	0.3	90		
CROPLAN 4079VT2P/RIB	99	ACC	1,2	20.0	196.0	52.2	3.9	97	19.7	186.6	53.8	1.2	97	19.2	182.5	51.1	8.9	96	21.2	219.0	51.8	1.5	98		
CROPLAN 4079SS/RIB	100	ACC	1,2,3,4	19.8	208.5	52.1	1.0	97	20.0	179.0	53.6	1.1	98	18.6	208.0	50.9	1.2	95	20.9	238.4*	51.9	0.6	97		
DAIRYLAND SEED DS-9599	99	C500	1,2,3,4	21.2	195.2	50.2	6.1	97	21.8	155.0	49.1	0.9	99	19.8	216.4	50.2	17.1	93	21.9	214.3	51.4	0.3	99		
DAIRYLAND SEED RPM-4019AM	99		1,2,4	21.9	225.8*	49.4	0.4	96	21.8	192.5	49.8	0.9	97	21.5	247.6**	48.7	0.0	95	22.4	237.4*	49.8	0.3	95		
DAIRYLAND SEED DS-7101	101	C500	1,2,4,6	22.8	202.9	50.7	2.8	96	21.5	161.7	50.7	0.0	96	23.4	220.1	50.1	7.1	96	23.4	226.9	51.3	1.2	97		
DAIRYLAND SEED RPM-4018AM	101		1,2,4	22.2	222.6*	51.4	7.1	96	22.0	211.5**	52.5	0.3	95	21.2	229.3	50.7	20.5	98	23.3	227.1	51.1	0.6	95		
DAIRYLAND SEED RPM-4115AM	101		1,2,4	21.0	203.1	51.7	1.5	95	21.7	164.9	52.2	1.8	95	20.1	216.0	51.1	1.2	97	21.3	228.4*	51.9	1.5	93		
DAIRYLAND SEED DS-7603PE	103	C500	1,2,4,6	24.8	208.5	49.7	0.4	96	24.8	166.7	50.5	0.0	94	20.7	227.3	48.5	0.6	96	24.8	231.6*	50.2	0.6	97		
DAIRYLAND SEED EXP-10306	103		1,2,3,4	18.3	188.2	52.8	0.3	97	19.6	162.0	54.4	0.0	99	15.5	206.6	49.9	0.0	97	19.7	196.0	52.1	0.9	96		
DAIRYLAND SEED DS-9804RA	104	C500	1,2,3,4,6	23.5	207.8	50.0	2.2	94	23.4	178.9	51.4	1.0	92	23.1	220.8	48.2	3.5	97	24.1	223.7	50.4	2.2	93		
DAIRYLAND SEED RPM-4318AM	104		1,2,4	21.5	230.1**	51.5	0.8	98	21.5	209.3*	52.0	0.0	98	19.7	241.4*	51.5	2.0	99	23.3	239.7*	50.9	0.3	96		
DAIRYLAND SEED RPM-4329AM	104		1,2,4	26.3	213.6	49.8	2.2	96	25.2	196.2*	51.3	0.6	97	26.0	228.3	48.4	0.6	96	27.8	216.2	49.6	5.4	96		
DYNAGRO D39DC43	99	P500	1,2	20.4	211.8	50.8	0.0	96	21.1	201.7*	51.7	0.0	95	18.6	217.8	50.4	0.0	97	21.6	216.0	50.4	0.0	96		
LEGACY SEEDS L-3718 VT2P	98	A500	1,2	20.4	206.3	51.9	0.1	95	22.4	179.5	53.1	0.3	97	17.7	217.6	51.4	0.0	92	21.2	221.8	51.3	0.0	97		
LEGACY SEEDS L-3816 VT2P	100	A250	1,2	19.5	198.2	50.5	0.7	94	20.2	181.2	51.4	0.6	93	16.8	199.1	49.9	1.5	96	21.5	214.4	50.3	0.0	93		
LG SEEDS LGS494VT2RIB	99	P500	1,2,3	19.1	215.9	52.1	0.3	96	19.6	193.1	53.1	0.3	96	17.0	220.7	51.9	0.0	95	20.8	233.8*	51.2	0.6	97		
LG SEEDS LGS505VT2RIB	100	P500	1,2,3	19.2	213.4	53.7	1.1	97	18.4	208.2*	55.2	0.9	97	18.9	212.6	52.5	1.2	96	20.2	219.5	53.3	1.2	98		
MISSION SEED AMP A9826VT2P	98	P250	1,2	18.2	211.5	52.9	0.6	97	18.2	199.1*	54.7	0.3	99	16.6	209.3	51.2	0.8	98	19.7	226.0	52.8	0.6	94		
MISSION SEED AMP A9938VT2P	99	P250	1,2	19.7	209.8	52.5	0.7	96	20.4	183.0	53.0	0.0	97	18.3	233.0*	52.4	2.1	96	20.4	213.4	52.2	0.0	96		
MISSION SEED AMP A6101VT2P	101	P250	1,2	19.9	202.9	53.2	0.2	94	20.1	180.6	54.9	0.0	97	19.4	208.3	51.8	0.0	89	20.2	219.9	52.9	0.6	95		
MISSION SEED AMP A0357SS	103	P250	1,2,3,4	22.1	219.5	52.3	0.7	97	21.7	179.1	53.4	0.0	99	22.5	236.1*	51.2	1.2	96	22.1	243.3**	52.3	0.9	97		
RENK RK579DGV72P	98	C250	1,2	20.6	209.4	51.9	0.6	96	22.5	179.9	53.5	0.0	99	18.7	212.9	51.0	1.9	91	20.6	235.5*	51.3	0.0	97		
RENK RK593SSTX	99	C500	1,2,3,4	19.9	204.0	52.6	0.3	96	19.3	177.7	54.1	0.0	97	19.6	219.6	51.7	1.0	95	20.7	214.8	52.1	0.0	95		
RUPP XRD00-51	100	P250	1,2	20.6	200.9	52.7	0.0	97	20.8	186.5	53.9	0.0	100	20.0	197.3	51.7	0.0	94	21.0	219.0	52.6	0.0	98		
RUPP XRD03-07	103	P250	1,2	21.7	219.8	52.1	0.7	92	21.2	209.4*	52.8	0.0	90	21.7	211.3	51.4	2.2	94	22.2	238.8*	52.1	0.0	92		
SEEDWAY SW4010GENSSRIB	100	C250	1,2,3,4	20.4	198.8	52.2	0.5	93	19.6	178.1	53.3	0.3	91	19.8	199.1	51.7	1.2	96	21.8	219.1	51.5	0.0	93		
SUN PRAIRIE SP2272	101	C250		20.8	208.0	53.1	0.9	96	20.6	186.3	54.7	1.5	96	20.6	215.1	51.9	0.0	96	21.3	222.6	52.7	1.2	96		
AVERAGE				21.3	209.0	51.6	1.6	96	21.4	184.0	52.6	0.5	96	20.4	218.1	50.6	3.5	95	22.1	224.9	51.4	0.8	95		
HIGHEST				26.3	230.1	53.7	7.6	98	25.2	211.5	55.2	1.8	100	26.0	247.6	52.5	22.2	99	27.8	243.3	53.3	5.4	99		
LOWEST				18.2	182.2	49.4	0.0	92	18.2	150.8	49.1	0.0	90	15.5	182.5	48.2	0.0	89	19.7	196.0	49.6	0.0	90		
CV (%)				4.5	6.5	1.7	400.2	3.0	5.1	7.4	1.8	260.5	3.0	5.3	5.7	1.8	306.8	4.0	3.1	6.1	1.4	229.2	3.0		
LSD (5%)				0.7	9.1	0.6	4.3	2.0	1.3	16.1	1.1	1.4	4.0	1.3	14.6	1.1	12.7	4.0	0.8	16.1	0.8	2.1	3.0		

2 Year Averages 2018 - 2017		Late - TRIAL AVERAGE						Huron - Late						Mason - Late						Montcalm - Late					
		RM	TRT	TRAIT	%H2O	BU/A	Twt	%SL	%Sd	%H2O	BU/A	Twt	%SL	%Sd	%H2O	BU/A	Twt	%SL	%Sd	%H2O	BU/A	Twt	%SL	%Sd	
BRAND / HYBRID	RM	TRT	TRAIT	%H2O <td>BU/A <td>Twt <td>%SL <td>%Sd</td> <td>%H2O <td>BU/A <td>Twt <td>%SL <td>%Sd</td> <td>%H2O <td>BU/A <td>Twt <td>%SL <td>%Sd</td> <td>%H2O <td>BU/A <td>Twt <td>%SL <td>%Sd</td> </td></td></td></td></td></td></td></td></td></td></td></td></td></td></td>	BU/A <td>Twt <td>%SL <td>%Sd</td> <td>%H2O <td>BU/A <td>Twt <td>%SL <td>%Sd</td> <td>%H2O <td>BU/A <td>Twt <td>%SL <td>%Sd</td> <td>%H2O <td>BU/A <td>Twt <td>%SL <td>%Sd</td> </td></td></td></td></td></td></td></td></td></td></td></td></td></td>	Twt <td>%SL <td>%Sd</td> <td>%H2O <td>BU/A <td>Twt <td>%SL <td>%Sd</td> <td>%H2O <td>BU/A <td>Twt <td>%SL <td>%Sd</td> <td>%H2O <td>BU/A <td>Twt <td>%SL <td>%Sd</td> </td></td></td></td></td></td></td></td></td></td></td></td></td>	%SL <td>%Sd</td> <td>%H2O <td>BU/A <td>Twt <td>%SL <td>%Sd</td> <td>%H2O <td>BU/A <td>Twt <td>%SL <td>%Sd</td> <td>%H2O <td>BU/A <td>Twt <td>%SL <td>%Sd</td> </td></td></td></td></td></td></td></td></td></td></td></td>	%Sd	%H2O <td>BU/A <td>Twt <td>%SL <td>%Sd</td> <td>%H2O <td>BU/A <td>Twt <td>%SL <td>%Sd</td> <td>%H2O <td>BU/A <td>Twt <td>%SL <td>%Sd</td> </td></td></td></td></td></td></td></td></td></td></td>	BU/A <td>Twt <td>%SL <td>%Sd</td> <td>%H2O <td>BU/A <td>Twt <td>%SL <td>%Sd</td> <td>%H2O <td>BU/A <td>Twt <td>%SL <td>%Sd</td> </td></td></td></td></td></td></td></td></td></td>	Twt <td>%SL <td>%Sd</td> <td>%H2O <td>BU/A <td>Twt <td>%SL <td>%Sd</td> <td>%H2O <td>BU/A <td>Twt <td>%SL <td>%Sd</td> </td></td></td></td></td></td></td></td></td>	%SL <td>%Sd</td> <td>%H2O <td>BU/A <td>Twt <td>%SL <td>%Sd</td> <td>%H2O <td>BU/A <td>Twt <td>%SL <td>%Sd</td> </td></td></td></td></td></td></td></td>	%Sd	%H2O <td>BU/A <td>Twt <td>%SL <td>%Sd</td> <td>%H2O <td>BU/A <td>Twt <td>%SL <td>%Sd</td> </td></td></td></td></td></td></td>	BU/A <td>Twt <td>%SL <td>%Sd</td> <td>%H2O <td>BU/A <td>Twt <td>%SL <td>%Sd</td> </td></td></td></td></td></td>	Twt <td>%SL <td>%Sd</td> <td>%H2O <td>BU/A <td>Twt <td>%SL <td>%Sd</td> </td></td></td></td></td>	%SL <td>%Sd</td> <td>%H2O <td>BU/A <td>Twt <td>%SL <td>%Sd</td> </td></td></td></td>	%Sd	%H2O <td>BU/A <td>Twt <td>%SL <td>%Sd</td> </td></td></td>	BU/A <td>Twt <td>%SL <td>%Sd</td> </td></td>	Twt <td>%SL <td>%Sd</td> </td>	%SL <td>%Sd</td>	%Sd		
CROPLAN 4079SS/RIB	100	ACC	1,2,3,4	21.0	213.6*	51.7	2.1	95	20.5	195.7*	52.7	5.1	98	20.2	232.6*	51.2	0.9	89	22.4	212.5*	51.1	0.3	97		
DAIRYLAND SEED DS-9599	99	C500	1,2,3,4	21.9	203.2	50.7	3.8	97	22.0	174.2	50.3	2.2	98	21.4	230.3	51.3	8.6	95	22.4	205.1*	50.6	0.6	98		
DAIRYLAND SEED RPM-4018AM	101		1,2,4	23.5	214.6*	51.6	4.7	95	24.8	199.1*	51.8	1.6	95	22.0	241.6*	51.5	12.1	94	23.7	203.0*	51.5	0.3	95		
DAIRYLAND SEED RPM-4115AM	101		1,2,4	22.2	208.3	52.3	1.9	91	23.0	183.7	52.1	2.2	93	21.1	227.5	52.3	2.2	85	22.4	213.6**	52.4	1.2	95		
DYNAGRO D39DC43	99	P500	1,2	22.0	215.8**	51.1	0.7	97	22.3	200.7*	51.6	2.1	97	20.9	242.4**	50.8	0.0	96	22.9	204.2*	50.8	0.0	97		

MISSION SEED AMP A9826VT2P	98 P250	1,2	19.9	215.1 *	52.6	0.7	97	19.9	201.0 **	53.8	1.4	99	19.0	233.6 *	51.7	0.4	96	20.9	210.7 *	52.4	0.3	95
MISSION SEED AMP A6101VT2P	101 P250	1,2	21.5	209.6 *	52.5	0.2	92	22.3	193.6 *	53.4	0.3	95	20.7	229.6	51.9	0.0	89	21.6	205.6 *	52.3	0.3	92
RUPP XRD00-51	100 P250	1,2	21.6	206.5	52.9	0.3	98	21.7	196.7 *	53.4	0.3	100	20.5	217.9	52.6	0.6	95	22.5	205.0 *	52.7	0.0	98
AVERAGE			21.7	210.8	51.9	1.8	95	22.1	193.1	52.4	1.9	97	20.7	231.9	51.7	3.1	92	22.4	207.4	51.7	0.4	96
HIGHEST			23.5	215.8	52.9	4.7	98	24.8	201.0	53.8	5.1	100	22.0	242.4	52.6	12.1	96	23.7	213.6	52.7	1.2	98
LOWEST			19.9	203.2	50.7	0.2	91	19.9	174.2	50.3	0.3	93	19.0	217.9	50.8	0.0	85	20.9	203.0	50.6	0.0	92
CV (%)			4.8	6.5	1.6	316.1	6.0	5.1	7.0	1.5	319.3	3.0	4.9	6.3	1.6	255.7	10.0	4.5	6.0	1.7	286.7	4.0
LSD (5%)			0.5	6.5	0.4	2.4	3.0	0.9	10.8	0.7	2.7	2.0	0.8	11.8	0.7	6.4	8.0	0.8	10.8	0.7	1.6	3.0

** Highest Yielding Hybrid

* Not Significantly Different from Highest Yielding Hybrid

CODE NUMBERS FOR HYBRID TRAITS

Code Num.	Traits & Resistant Events
1	Glyphosate
2	European Corn Borer
3	Corn Rootworm
4	Liberty Link
5	Clearfield, IMI, IT, IR
6	Western Bean Cutworm
7	Brown Mid Rib
8	Leafy
9	High Oil
10	Waxy
11	HTF High Total Fermentable
12	HAE High Available Energy
13	HES High Extractable Starch
14	Other

TREATMENT CODES FOR SEED APPLIED INSECTICIDES

TRT	Seed Treatment	Chemical Rate
	No Seed Insecticide Applied	
C125	Cruiser® 125	0.125 mg Thiamethoxan per kernal
C250	Cruiser® 250	0.250 mg Thiamethoxan per kernal
C1250	Cruiser® 1250	1.25 mg Thiamethoxan per kernal
P250	Poncho® 250	0.25 mg Clothianidian per kernal
P1250	Poncho® 1250	1.25 mg Clothianidian per kernal
	Cruiser® is a registered trademark of Syngenta Group Company	
	Poncho® is a registered trademark of Gustafson LLC	



TABLE 4E. IOSCO, OSCEOLA & PRESQUE ISLE COUNTY GRAIN TRIALS - EARLY (92 Day and Earlier) ZONE 4

2018		TRIAL AVERAGE						Iosco - Early			Osceola - Early			Presque Isle - Early								
BRAND / HYBRID	RM TRT TRAIT	%H2O	BUJA	Twt	%SL	%Sd	%H2O	BUJA	Twt	%SL	%Sd	%H2O	BUJA	Twt	%SL	%Sd	%H2O	BUJA	Twt	%SL	%Sd	
DAIRYLAND SEED DS-9686	86 C500 1,2,3,4	19.9	167.3	54.5	8.0	97	19.3	188.5	56.1	14.7	99	20.5	146.0	52.9	1.2	94						
DAIRYLAND SEED RPM-2918AM	86 1,2,4	19.5	151.8	53.3	16.6	94	18.7	157.2	54.9	23.2	92	20.2	146.3	51.7	10.0	96						
DYNAGRO D27VC87	87 P500 1,2	20.9	170.5	54.2	4.5	97	18.8	197.0	55.3	8.2	97	22.9	144.0	53.1	0.8	97						
LEGACY SEEDS L-2817VT2P	86 A250 1,2	20.2	183.3 *	54.6	5.5	98	18.5	192.1 *	55.5	10.2	97	21.8	174.4 *	53.7	0.8	99						
LEGACY SEEDS L-2847 VT2P	88 A250 1,2	20.8	187.1 *	53.8	0.2	93	19.5	198.4 *	54.7	0.3	91	22.0	175.8 **	52.8	0.0	95						
LEGACY SEEDS L-2937 3120	89 C250 1,2,4,6	22.6	184.0 *	52.6	0.3	95	20.6	215.9 **	53.6	0.6	94	24.6	152.1	51.5	0.0	95						
LEGEND 40J684 RR	84 C250 1	21.0	163.6	55.7	12.7	95	19.7	164.4	57.2	23.0	92	22.3	162.8 *	54.1	2.3	97						
LEGEND EXP-9986 VT2PRIB	86 C250 1,2,3,4	20.9	172.6	53.4	2.1	96	19.0	185.4	54.5	4.2	91	22.7	159.8 *	52.3	0.0	101						
LG SEEDS LG5370VT2RIB	84 P500 1,2,3	20.0	179.3 *	54.8	0.8	99	19.0	194.0	55.6	1.2	98	20.9	164.5 *	54.0	0.4	99						
LG SEEDS LG5375VT2RIB	85 P500 1,2,3	19.9	170.5	55.3	3.7	95	18.2	175.4	56.7	6.2	95	21.5	165.5 *	53.8	1.2	95						
LG SEEDS LG38C18VT2RIB	88 P500 1,2,3	19.9	166.3	53.7	4.1	93	18.4	184.9	54.9	7.7	93	21.4	147.6	52.4	0.4	93						
M&W SEEDS 48R11	87 P250 1,2	20.2	192.5 **	53.6	2.4	101	18.8	211.1 *	55.0	4.1	99	21.6	173.9 *	52.2	0.7	103						
AVERAGE		20.5	174.1	54.1	5.1	96	19.0	188.7	55.3	8.6	95	21.9	159.4	52.9	1.5	97						
HIGHEST		22.6	192.5	55.7	16.6	101	20.6	215.9	57.2	23.2	99	24.6	175.8	54.1	10.0	103						
LOWEST		19.5	151.8	52.6	0.2	93	18.2	157.2	53.6	0.3	91	20.2	144.0	51.5	0.0	93						
CV (%)		3.9	9.4	1.6	136.1	4	2.7	8.1	1.4	102.4	3	4.3	10.4	1.7	276.0	4						
LSD (5%)		0.7	13.5	0.7	5.7	3	0.6	18.3	1.0	10.6	4	1.3	19.9	1.3	5.8	5						

2 Year Averages 2018 - 2017		TRIAL AVERAGE						Iosco - Early			Osceola - Early			Presque Isle - Early								
BRAND / HYBRID	RM TRT TRAIT	%H2O	BUJA	Twt	%SL	%Sd	%H2O	BUJA	Twt	%SL	%Sd	%H2O	BUJA	Twt	%SL	%Sd	%H2O	BUJA	Twt	%SL	%Sd	
DAIRYLAND SEED DS-9686	86 C500 1,2,3,4	18.9	180.3 **	54.3	8.3	97	19.4	203.6 **	55.0	9.2	99	18.3	156.9	53.5	7.4	94						
LEGEND 40J684 RR	84 C250 1	20.5	179.3 *	55.1	15.9	96	20.8	187.4	55.7	13.6	95	20.2	171.1 *	54.4	18.2	97						
LG SEEDS LG5375VT2RIB	85 P500 1,2,3	19.3	180.0 *	54.9	2.9	97	19.5	186.0	55.5	4.8	97	19.0	173.9 **	54.3	0.9	96						
AVERAGE		19.6	179.9	54.8	9.0	97	19.9	192.3 *	55.4	9.0	97	19.2	167.3	54.1	9.0	96						
HIGHEST		20.5	180.3	55.1	15.9	97	20.8	203.6 **	55.7	14.0	99	20.2	173.9	54.4	18.0	97						
LOWEST		18.9	179.3	54.3	2.9	96	19.4	186.0	55.0	5.0	95	18.3	156.9	53.5	1.0	94						
CV (%)		4.8	8.4	1.5	170.2	4	3.9	7.7	1.4	154.0	3	5.3	9.5	1.7	210.0	4						
LSD (5%)		0.5	8.0	0.4	5.0	2	0.6	12.2	0.6	10.0	2	1.0	12.8	0.8	8.0	3						

2018		TRIAL AVERAGE						Iosco - Late			Osceola - Late			Presque Isle - Late								
BRAND / HYBRID	RM TRT TRAIT	%H2O	BU/A	Twt	%SL	%Sd	%H2O	BU/A	Twt	%SL	%Sd	%H2O	BU/A	Twt	%SL	%Sd	%H2O	BU/A	Twt	%SL	%Sd	
DAIRYLAND SEED DS-7294A	94 C500 1,2,4,6	25.3	208.8	**	52.1	4.6	95	225	220.2	**	52.9	5.1	95	28.1	197.3	*	51.2	4.0	94	Location Dropped		
DAIRYLAND SEED RPM-3518AM	96 1,2,4	23.6	177.6		52.7	6.5	96	21.3	181.1		53.1	6.9	97	25.9	174.0		52.2	6.1	95			
DAIRYLAND SEED RPM-3519AM	96 1,2,4	23.4	194.8	*	54.5	4.6	95	21.1	204.6	*	55.2	3.6	95	25.7	184.9	*	53.7	5.5	95			
DYNAGRO D34VC54	94 P500 1,2	23.3	200.6	*	51.8	8.3	96	20.8	199.6		52.5	8.6	97	25.8	201.6	**	51.1	8.0	95			
GOLDEN HARVEST G90Y04-3220A	92 C250 1,2,3,4	24.8	192.4		51.6	1.9	94	21.8	215.8	*	52.0	3.3	97	27.8	169.0		51.1	0.4	90			
LEGACY SEEDS L-3017 VT2P	90 A250 1,2	23.1	185.2		52.7	6.9	94	20.8	186.1		53.8	2.9	97	25.3	184.3	*	51.5	10.8	90			
LEGACY SEEDS L-3117 VT2P	91 A250 1,2	21.9	184.6		52.6	1.6	93	19.5	194.1		53.4	1.8	95	24.2	175.1		51.7	1.4	91			
LEGEND 9891 VT2PRIB	91 C250 1,2	22.8	187.0		52.7	3.2	94	20.9	212.1	*	53.5	1.9	94	24.7	161.9		51.9	4.4	93			
LG SEEDS LG5410VT2RIB	91 P500 1,2,3	22.5	196.6	*	52.5	1.7	93	19.8	216.4	*	53.4	1.2	98	25.2	176.8		51.6	2.2	88			
LG SEEDS LG5415VT2RIB	93 P500 1,2,3	21.6	181.0		52.6	7.1	93	19.0	196.4		53.8	5.9	96	24.1	165.5		51.4	8.3	90			
LG SEEDS LG44C27VT2PRO	94 P500 1,2,3	22.9	199.2	*	52.4	4.1	96	19.8	209.4	*	53.4	2.9	97	26.0	188.9	*	51.4	5.2	95			
LG SEEDS LG44C34-3110	94 P500 1,2,4,6	23.6	196.0	*	51.7	2.6	93	21.7	219.9	*	52.6	1.2	96	25.4	172.0		50.8	4.0	90			
M&W SEEDS 47P61	90 P250 1,2	23.5	192.9		52.8	0.6	97	21.3	210.4	*	53.3	0.0	96	25.7	175.3		52.3	1.2	97			
M&W SEEDS 46R52	95 P250 1,2,4,6	24.0	204.4	*	52.9	2.2	99	22.4	213.7	*	53.0	2.1	100	25.6	195.0	*	52.7	2.1	97			
AVERAGE		23.3	192.9		52.5	4.0	95	20.9	205.7		53.3	3.4	96	25.7	180.1		51.8	4.5	93			
HIGHEST		25.3	208.8		54.5	8.3	99	22.5	220.2		55.2	8.6	100	28.1	201.6		53.7	10.8	97			
LOWEST		21.6	177.6		51.6	0.6	93	19.0	181.1		52.0	0.0	94	24.1	161.9		50.8	0.4	88			
CV (%)		4.7	9.0		1.2	128.8	5	3.3	7.3		1.0	116.5	3	5.5	9.3		1.4	133.3	6			
LSD (5%)		0.9	14.4		0.5	4.2	4	0.8	17.9		0.6	4.7	3	1.7	19.9		0.9	7.2	7			

2 Year Averages 2018 - 2017		TRIAL AVERAGE						Iosco - Late			Osceola - Late			Presque Isle - Late								
BRAND / HYBRID	RM TRT TRAIT	%H2O	BU/A	Twt	%SL	%Sd	%H2O	BU/A	Twt	%SL	%Sd	%H2O	BU/A	Twt	%SL	%Sd	%H2O	BU/A	Twt	%SL	%Sd	
DYNAGRO D34VC54	94 P500 1,2	22.1	209.3	**	51.5	6.0	98	22.4	219.0	**	51.7	6.8	99	21.8	199.6	**	51.3	5.1	97			
LEGACY SEEDS L-3017 VT2P	90 A250 1,2	21.3	192.4		52.4	4.2	95	22.3	201.9		52.5	2.9	98	20.2	182.8		52.2	5.5	92			
LEGEND 9891 VT2PRIB	91 C250 1,2	20.8	194.1		52.3	5.1	96	21.8	216.4	*	52.8	6.4	97	19.8	171.7		51.8	3.8	95			
LG SEEDS LG5410VT2RIB	91 P500 1,2,3	21.1	193.6		52.2	2.9	96	21.5	203.4		52.2	4.7	99	20.6	183.8		52.1	1.1	93			
LG SEEDS LG5415VT2RIB	93 P500 1,2,3	20.1	182.5		52.5	6.5	97	20.4	203.2		53.1	7.3	98	19.8	161.8		51.8	5.7	95			
AVERAGE		21.1	194.4		52.2	4.9	96	21.7	208.8		52.5	5.6	98	20.5	179.9		51.8	4.2	95			
HIGHEST		22.1	209.3		52.5	6.5	98	22.4	219.0		53.1	7.3	99	21.8	199.6		52.2	5.7	97			
LOWEST		20.1	182.5		51.5	2.9	95	20.4	201.9		51.7	2.9	97	19.8	161.8		51.3	1.1	92			
CV (%)		4.8	7.8		1.4	238.0	4	3.8	7.0		1.2	236.3	3	5.7	8.6		1.6	245.4	5			
LSD (5%)		0.6	8.2		0.4	4.7	2	0.7	12.1		0.5	8.6	2	1.1	12.9		0.7	7.7	4			

** Highest Yielding Hybrid
 * Not Significantly Different from Highest Yielding Hybrid

TABLE 5E. INGHAM, MONTCALM & SAGINAW COUNTY CONVENTIONAL GRAIN TRIALS - EARLY (101 Day and Earlier) ZONE 2 - 3

2018		Early - TRIAL AVERAGE						Ingham - Early			Montcalm - Early			Saginaw - Early					
BRAND / HYBRID	RM	TRT	TRAIT	%H2O	BU/A	Twt	%SL	%Sd	%H2O	BU/A	Twt	%SL	%Sd	%H2O	BU/A	Twt	%SL	%Sd	
BLUE RIVER 38G54	96	MXL	CONV	19.9	204.8	51.3	3.1	96						19.2	204.1	51.5	2.6	98	
DYNAGRO D39CC43	99	P500	CONV	19.6	221.7 *	50.5	1.8	98	Locatin Dropped					19.9	221.4 *	50.3	1.8	98	
LEGACY SEEDS L-3547	95	CM250	CONV	19.4	199.2	51.5	4.5	96						19.4	203.5	50.9	1.8	96	
LEGACY SEEDS L-3712	96	CM250	CONV	18.1	210.9	52.2	2.1	99						17.4	209.5 *	51.2	1.2	99	
LG SEEDS LG5427	95	P500	CONV	18.1	210.5	52.2	2.5	98						17.9	212.3 *	51.2	2.3	99	
LG SEEDS LG5470	98	P500	CONV	19.1	221.2 *	51.3	2.8	99						19.2	220.8 *	50.7	2.3	99	
M&W SEEDS 47J64	94	P250	CONV	17.8	217.7 *	52.6	0.2	99						17.7	214.4 *	51.7	0.0	99	
M&W SEEDS 47R22	94	P250	CONV	19.1	207.6	53.7	3.3	96						18.7	198.6	52.7	3.5	98	
M&W SEEDS 46L41	96	P250	CONV	18.4	208.2	52.7	2.1	91						18.8	204.5	52.6	2.4	96	
M&W SEEDS 45P33	100	P250	CONV	18.9	216.6 *	50.0	0.6	97						18.4	207.4	48.7	0.9	97	
M&W SEEDS 45R05	100	P250	CONV	22.9	226.4 **	52.5	4.5	93						23.0	222.7 **	52.5	4.1	98	
M&W SEEDS 45A37	101	P250	CONV	20.6	212.7	51.0	2.4	96						21.4	211.2 *	50.2	1.5	95	
RUPP XRA94-16	94	C250	CONV	18.3	198.5	52.5	2.8	97						17.9	205.8	51.9	3.7	98	
RUPP XRA99-20	99	C250	CONV	18.5	217.0 *	53.0	2.4	98						18.5	211.3 *	52.4	2.9	99	
RUPP XRA00-21	100	C250	CONV	20.9	204.8	51.6	4.8	87						20.8	211.1 *	50.9	2.7	94	
VIKING O.84-95UP	95	C250	CONV	17.9	199.7	52.3	1.4	95						17.7	203.6	51.3	2.1	94	
VIKING O.98-98P	98	C250	CONV	19.6	217.3 *	51.6	3.0	93						19.2	211.2 *	51.3	5.0	98	
VIKING O.79-00	100	CONV	CONV	20.1	200.7	49.0	2.7	88						19.1	204.0	49.3	2.4	95	
AVERAGE				19.3	210.9	51.8	2.6	95						19.1	209.9	51.2	2.4	97	
HIGHEST				22.9	226.4	53.7	4.8	99						23.0	222.7	52.7	5.0	99	
LOWEST				17.8	198.5	49.0	0.2	87						17.4	198.6	48.7	0.0	94	
CV (%)				4.7	6.8	1.7	104.7	7.0						5.0	5.8	2.0	93.0	2.0	
LSD (5%)				0.8	11.8	0.7	2.2	5.0						1.1	14.4	1.2	2.6	2.0	
2 Year Averages 2018 - 2017																			
BRAND / HYBRID	RM	TRT	TRAIT	%H2O	BU/A	Twt	%SL	%Sd	%H2O	BU/A	Twt	%SL	%Sd	%H2O	BU/A	Twt	%SL	%Sd	
BLUE RIVER 38G54	96	MXL	CONV	19.2	199.0 *	51.7	1.6	97						20.9	199.5 *	51.0	1.8	96	
LG SEEDS LG5470	98	P500	CONV	19.0	202.1 **	52.0	1.7	100						20.6	204.1 **	51.7	2.0	99	
M&W SEEDS 47J64	94	P250	CONV	17.7	201.4 *	53.0	0.4	98						18.9	203.2 *	53.2	0.1	96	
M&W SEEDS 46L41	96	P250	CONV	18.9	198.2 *	52.9	1.3	95						19.8	199.3 *	52.6	1.4	92	
M&W SEEDS 45A37	101	P250	CONV	20.1	198.4 *	52.0	1.4	96						20.8	202.9 *	51.9	1.9	96	
VIKING O.84-95UP	95	C250	CONV	18.1	189.7	53.3	0.8	96						19.0	192.7 *	53.5	0.3	96	
VIKING O.79-00	100	CONV	CONV	20.3	187.6	49.2	1.4	94						22.8	192.8 *	48.4	1.6	90	
AVERAGE				19.0	196.6	52.0	1.2	97						20.4	199.2	51.8	1.3	95	
HIGHEST				20.3	202.1	53.3	1.7	100						22.8	204.1	53.5	2.0	99	
LOWEST				17.7	187.6	49.2	0.4	94						18.9	192.7	48.4	0.1	90	
CV (%)				5.8	7.7	1.8	151.4	6.0						4.7	6.8	1.5	117.5	8.0	
LSD (5%)				0.6	8.4	0.5	1.7	3.0						0.8	11.6	0.6	2.2	6.0	

TABLE 5L. INGHAM, MONTCALM & SAGINAW COUNTY CONVENTIONAL GRAIN TRIALS - LATE (102 Day and Later) ZONE 2 - 3

2018 BRAND / HYBRID	RM	TRT	TRAIT	Late - TRIAL AVERAGE				Ingham - Late				Montcalm - Late				Saginaw - Late			
				%H2O	BUJA	Twt	%SL %Sd	%H2O	BUJA	Twt	%SL %Sd	%H2O	BUJA	Twt	%SL %Sd	%H2O	BUJA	Twt	%SL %Sd
BLUE RIVER 48G35	102	MXL	CONV	23.6	198.1	50.4	3.6	94	25.3	178.0	49.8	5.7	93	21.9	218.1*	50.9	1.5	95	
BLUE RIVER 51T59	103	MXL	CONV	22.7	209.6	51.0	3.6	96	23.5	196.8	50.9	3.7	94	21.9	222.4*	51.1	3.5	98	
LG SEEDS LG5499	102	P500	CONV	20.5	218.1*	51.4	3.8	98	21.4	211.6*	52.1	4.7	98	19.6	224.5*	50.6	2.9	98	
LG SEEDS LG5565	105	P500	CONV	22.4	230.2**	51.2	0.0	97	22.4	230.2**	51.2	0.0	97	22.4	230.2**	51.2	0.0	97	
M&W SEEDS 45M43	103	P250	CONV	21.8	209.8	52.0	2.6	96	23.1	194.6	52.2	3.0	95	20.4	224.9*	51.7	2.1	96	
M&W SEEDS 45M79	103	P250	CONV	19.8	198.5	50.3	5.7	98	21.1	198.0	51.0	8.8	98	18.5	199.0	49.6	2.6	98	
M&W SEEDS 44P85	104	P250	CONV	21.5	225.8*	51.0	3.9	97	22.6	226.8**	51.3	5.0	97	20.4	224.8*	50.7	2.7	96	
M&W SEEDS 44M87	108	P250	CONV	26.1	212.2	50.6	3.8	97	27.8	209.2*	50.8	3.8	96	24.3	215.2	50.3	3.8	97	
MASTERS CHOICE MCT-5790	107	MCM	CONV	25.8	193.9	51.0	8.4	89	26.6	182.6	50.4	5.4	87	24.9	205.1	51.5	11.3	90	
RUPP XRA02-20	102	C250	CONV	21.6	209.8	51.5	3.4	97	22.8	198.8	51.6	4.7	97	20.4	220.8*	51.3	2.1	96	
VIKING 55-02	102	C250	CONV	23.6	217.4*	52.0	3.4	97	24.5	219.9*	52.0	5.3	97	22.7	214.9	51.9	1.5	97	
VIKING 51-04GS	104	C250	CONV	24.1	204.3	50.1	8.3	97	25.0	197.2	49.9	2.6	96	23.2	211.4	50.3	14.0	98	
WELLMAN W2408	108	CONV	CONV	23.2	222.9*	50.7	3.0	98	23.6	215.7*	51.6	3.2	96	22.8	230.1*	49.7	2.8	100	
WELLMAN W2708	108	CONV	CONV	24.7	201.5	48.9	5.2	95	25.0	189.4	49.4	5.3	95	24.4	213.6	48.4	5.1	95	
AVERAGE				23.0	210.9	50.9	4.2	96	24.0	201.4	51.0	4.7	95	22.0	218.2	50.7	4.0	97	
HIGHEST				26.1	230.2	52.0	8.4	98	27.8	226.8	52.2	8.8	98	24.9	230.2	51.9	14.0	100	
LOWEST				19.8	193.9	48.9	0.0	89	21.1	178.0	49.4	2.6	87	18.5	199.0	48.4	0.0	90	
CV (%)				4.8	7.7	1.9	152.5	3.0	5.1	8.5	1.6	145.5	2.0	3.7	5.4	1.4	197.8	2.0	
LSD (5%)				0.9	13.5	0.8	5.3	2.0	1.5	20.5	1.0	14.5	3.0	1.0	14.0	0.9	9.4	3.0	

2 Year Averages 2018 - 2017	RM	TRT	TRAIT	Late - TRIAL AVERAGE				Ingham - Late				Montcalm - Late				Saginaw - Late			
				%H2O	BUJA	Twt	%SL %Sd	%H2O	BUJA	Twt	%SL %Sd	%H2O	BUJA	Twt	%SL %Sd	%H2O	BUJA	Twt	%SL %Sd
BLUE RIVER 48G35	102	MXL	CONV	23.1	186.1	50.7	2.2	95	25.6	173.7	49.8	3.3	95	20.6	198.5	51.5	1.0	95	
BLUE RIVER 51T59	103	MXL	CONV	22.6	197.8	51.2	1.8	96	24.0	185.7*	51.1	1.8	93	21.2	209.9	51.3	1.8	99	
LG SEEDS LG5499	102	P500	CONV	21.6	199.7	51.5	2.4	96	23.8	181.1	51.1	2.8	93	19.4	218.3	51.8	2.0	99	
LG SEEDS LG5565	105	P500	CONV	21.7	229.8**	52.7	0.7	98	23.9	192.4*	51.5	1.5	95	21.7	229.8**	52.7	0.7	98	
M&W SEEDS 45M43	103	P250	CONV	21.8	204.4	52.2	1.3	95	27.6	197.0**	51.2	2.3	91	19.7	216.3	52.8	1.0	95	
M&W SEEDS 44M87	108	P250	CONV	25.6	204.6	51.5	2.1	95	25.0	187.2*	50.5	3.7	92	23.6	212.2	51.7	1.9	98	
WELLMAN W2708	108	CONV	CONV	24.1	199.9	50.7	3.2	95	25.0	186.2	50.9	2.6	93	23.1	212.5	50.9	2.6	97	
AVERAGE				22.9	203.2	51.5	2.0	96	27.6	197.0	51.5	3.7	95	21.3	213.9	51.8	1.6	97	
HIGHEST				25.6	229.8	52.7	3.2	98	23.8	173.7	49.8	1.5	91	23.6	229.8	52.8	2.6	99	
LOWEST				21.6	186.1	50.7	0.7	95	5.3	7.7	2.0	251.6	4.0	4.8	5.7	1.5	212.8	2.0	
CV (%)				5.8	7.6	2.0	160.4	4.0	1.1	12.4	0.8	7.2	3.0	0.9	10.1	0.6	5.0	2.0	
LSD (5%)				0.8	9.0	0.6	2.8	2.0											

** Highest Yielding Hybrid

* Not Significantly Different from Highest Yielding Hybrid

TABLE 2E - Continued from page 13. ALLEGAN, INGHAM & SAGINAW COUNTY GRAIN TRIALS - EARLY (101 Day and Earlier) ZONE 2

2 Year Averages 2018 - 2017		Early - TRIAL AVERAGE						Allegan - Early						Ingham - Early						Saginaw - Early					
BRAND / HYBRID	RM	TRI	TRAIT	%H2O	BU/A	Twt	%SL	%Sd	%H2O	BU/A	Twt	%SL	%Sd	%H2O	BU/A	Twt	%SL	%Sd	%H2O	BU/A	Twt	%SL	%Sd		
AgVenture AV5096AM	96	C250	1,2,4	19.0	229.1 *	52.1	0.1	95	17.5	248.6 *	52.8	0.0	94	21.3	223.4	51.0	0.1	95	18.3	215.3 *	52.4	0.3	97		
CHANNEL 197-66 VT2PRI8	97	A250	1,2	18.5	217.1	54.4	0.2	96	17.3	236.3	55.9	0.1	94	19.9	205.3	53.9	0.0	96	18.4	209.8 *	53.4	0.4	99		
CROPLAN 3399VT2PRI8	93	ACC	1,2,3,4	18.0	214.1	54.7	0.1	96	16.9	231.3	56.5	0.3	94	19.4	211.8	53.7	0.0	99	17.6	199.2	53.9	0.0	99		
CROPLAN 3499VT3PRI8	94	ACC	1,2,3	18.0	215.9	54.7	0.1	97	16.6	225.9	56.7	0.3	96	19.2	214.1	54.2	0.0	98	18.3	207.7	53.3	0.1	98		
CROPLAN 3575VT2PRI8	95	ACC	1,2	17.4	222.7	55.3	0.2	96	16.0	240.6	57.1	0.5	94	18.9	209.1	54.4	0.0	96	17.2	218.4 *	54.5	0.2	98		
CROPLAN 3899VT2PRI8	96	ACC	1,2	18.9	225.4	53.6	0.1	96	17.5	240.0	55.7	0.3	92	20.1	217.0	52.9	0.0	97	19.0	219.2 *	52.3	0.0	98		
CROPLAN 3795VT2PRI8	97	ACC	1,2	18.1	228.4 *	54.9	0.3	97	16.8	243.1 *	56.9	0.3	96	19.6	241.1 **	54.3	0.0	98	17.9	201.0	53.4	0.6	98		
CROPLAN 4079SS/RIB	100	ACC	1,2,3,4	18.7	225.3	53.7	0.6	97	18.0	233.9	55.1	0.1	94	19.9	222.3	52.8	0.0	97	18.3	219.7 **	53.1	1.7	99		
DAIRYLAND SEED RPM-3715AM	96		1,2,4	18.7	232.3 **	52.1	0.1	94	17.6	251.3 **	53.3	0.0	91	19.6	228.4	51.3	0.3	93	18.8	217.1 *	51.6	0.0	98		
DAIRYLAND SEED DS-9599	99	C500	1,2,3,4	19.1	224.4	53.3	0.1	96	18.2	238.9	55.2	0.2	94	20.1	220.8	52.3	0.1	95	19.0	213.4 *	52.3	0.0	99		
DAIRYLAND SEED RPM-4018AM	101		1,2,4	19.6	228.4 *	53.3	0.4	93	18.3	251.0 *	54.5	0.7	89	21.2	220.3	52.6	0.3	95	19.2	213.9 *	52.7	0.2	95		
DAIRYLAND SEED RPM-4115AM	101		1,2,4	18.7	221.1	54.7	0.2	92	17.9	235.3	55.8	0.4	86	20.0	222.0	54.0	0.3	94	18.3	206.0	54.4	0.0	97		
DYNAGRO D39DC43	99	P500	1,2	18.9	226.0 *	52.5	0.4	97	17.7	249.5 *	54.8	0.0	95	20.9	221.4	51.4	0.0	98	18.0	207.0	51.3	1.1	98		
MISSION SEED AMP A9826VT2P	98	P250	1,2	17.7	224.0	54.6	0.1	95	16.9	235.9	55.8	0.0	93	18.7	224.6	54.1	0.0	94	17.6	211.4 *	53.8	0.3	98		
MISSION SEED AMP A6101VT2P	101	P250	1,2	19.0	220.5	54.3	0.0	93	17.9	223.6	55.9	0.0	90	20.0	221.8	53.6	0.0	93	19.1	216.2 *	53.3	0.0	95		
RENK RK608DGV2P	100	C250	1,2	19.0	222.8	52.8	0.1	92	17.7	242.1 *	54.9	0.0	91	20.4	217.6	52.2	0.0	93	18.9	208.8 *	51.4	0.3	93		
RUPP XRT94-06	94	P250	1,2	18.1	221.1	54.5	0.2	97	16.9	235.4	56.5	0.3	96	19.5	221.5	53.6	0.3	97	17.9	206.3	53.3	0.0	98		
RUPP XRD97-95	97	P250	1,2	17.9	227.4 *	54.8	0.3	96	16.8	243.0 *	56.7	0.1	92	19.5	230.6 *	53.8	0.4	97	17.4	208.5	53.8	0.3	98		
RUPP XRD00-51	100	P250	1,2	18.8	210.0	54.6	0.0	97	17.6	230.2	56.4	0.0	94	19.7	203.2	54.1	0.0	98	19.0	196.5	53.3	0.1	99		
SEED CONSULTANTS SCS 1018YHR 101	92	C250	1,2,4	19.2	230.5 *	53.3	0.6	96	18.5	250.0 *	54.4	1.5	92	20.9	229.5 *	52.7	0.4	98	18.3	212.0 *	52.9	0.0	98		
SPECIALTY 26A236	96	P500	1,2,3,4	18.3	227.0 *	54.0	0.1	96	17.2	239.2	55.4	0.4	93	19.3	230.0 *	53.3	0.0	98	18.3	211.8 *	53.4	0.0	98		
SPECIALTY 30A307	100	P500	1,2,3,4	20.1	223.2	54.1	0.0	97	18.9	241.0 *	55.5	0.0	96	21.2	216.1	53.4	0.1	97	20.3	212.5 *	53.3	0.0	99		
AVERAGE				18.6	223.5	53.9	0.2	96	17.5	239.4	55.5	0.3	93	20.0	220.5	53.2	0.1	96	18.4	210.5	53.0	0.3	98		
HIGHEST				20.1	232.3	55.3	0.6	97	18.9	251.3	57.1	1.5	96	21.3	241.1	54.4	0.4	98	20.3	219.7	54.5	1.7	99		
LOWEST				17.4	210.0	52.1	0.0	92	16.0	223.6	52.8	0.0	86	18.7	203.2	51.0	0.0	93	17.2	196.5	51.3	0.0	93		
CV (%)				4.2	6.2	1.4	518.6	4.0	3.6	5.5	1.4	525.3	5.0	4.2	7.0	1.3	559.6	4.0	4.7	6.2	1.6	454.7	3.0		
LSD (5%)				0.4	6.5	0.4	0.5	2.0	0.5	10.5	0.6	1.0	4.0	0.7	12.3	0.6	0.5	3.0	0.7	11.1	0.7	1.0	2.0		

** Highest Yielding Hybrid
 * Not Significantly Different from Highest Yielding Hybrid

TABLE B.

AGRONOMIC TABLE FOR GRAIN TRIAL LOCATIONS

COUNTY		PLANTING DATES	HARVEST DATES	PREVIOUS CROP	100 % STAND	AVERAGE STAND	FERTILIZER N - P - K
Zone 1	WASHTENAW	DROPPED	2018	Extended rain	events,	too wet	to plant
	BRANCH	May 29	Nov 8	Corn	33,264	31,767	190-9-3
	CASS	May 9	Oct 22	Corn	33,264	31,434	245-9-3
Zone 2	ALLEGAN	May 18	Oct 19	Soybeans	33,264	29,938	160-9-3 plus manure
	INGHAM	May 27	Oct 27	Soybeans	33,264	31,933	195-9-3
	INGHAM CONV.	DROPPED	2018	Drought	conditions,	poor quality	stand
	SAGINAW & CONV.	May 30	Nov 14	Soybeans	33,264	31,933	160-9-3
Zone 3	HURON	May 16	Oct 23	Corn	33,264	32,100	160-9-3 plus manure
	MONTCALM & CONV.	May 18	Nov 2	Corn	33,264	31,518	160-9-3
	MASON	May 23	Oct 24	Soybeans	33,264	31,434	160-9-3 plus manure
Zone 4	IOSCO	May 17	Oct 30	Corn	33,264	31,767	160-9-3 plus manure
	OSCEOLA	May 23	Nov 1	Black beans	33,264	31,601	160-9-3 plus manure
	PRESQUE ISLE	DROPPED	2018	Drought	conditions,	poor plant	development

COUNTY		SOIL TYPE	SOIL TEST	FARM COOPERATOR	LOCATION
Zone 1	WASHTENAW	DROPPED		Talladay Farms Matthew Talladay	Milan
	BRANCH	Oshtemo sandy loam	pH 6.2, P89 K 110	Huff Farms Kyle Huff	Coldwater
	CASS	Kalamazoo loam	pH 6.4, P25 K 198	Brossman's Farm George Brossman	Vandalia
Zone 2	ALLEGAN	Ockley loam	pH 6.1, P95 K 170	Schipper Farms Jim & John Schipper	Martin
	INGHAM	Conover loam	pH 7, P 35 K 192	Jorgensen Farms Jerry Jorgensen & Mike Turner	Williamston
	INGHAM CONV.	DROPPED		Plant, Soil & Microbial Sciences Research Facility, MSU	Lansing
	SAGINAW & CONV.	Conover loam 61% Brookston loam 39%	pH 6.75, P 47 K 219	Fred Gross Farms Peggy Gross & Dick Birchmeier	New Lothrop
Zone 3	HURON & CONV.	Shebeon cobbly loam 69% Shebeon loam 31%	pH 7.9, P77.5 K 236	Wil-Le Farms Ron, Ed and Chris McCrea	Bad Axe
	MONTCALM	McBride and Isabella sandy loams 100%	pH 5.95, P 96 K 198	Karnatz Farms Scott Karnatz	Greenville
	MASON	Ithica-Arkona complex 98%	pH 6.6, P 47 K 121	Robert Oshe Jacob Zwagerman	Scottville
Zone 4	IOSCO	Kawkawlin sandy loam 100%	pH 7.2, P 40 K 194	Double B Dairy Jeremy, Tim and Roger Beebe	Hale
	OSCEOLA	McBride sandy loam 80% Onkama loam/Saginaw lobe	pH 6.5, P 77 k 156	Pine Crest Dairy Farm John Bode	Cadillac
	PRESQUE ISLE	DROPPED		Ponik Farms Paul Ponik	Posen

HYBRID INDEX FOR GRAIN TRIALS

ZONE 1 Tables 1E/1L Branch Cass Wastenaw Trial Average		ZONE 2 Tables 2E/2L Allegan Ingham Saginaw Trial Average		ZONE 3 Tables 3E/3L Huron Mason Montcalm Trial Average		ZONE 4 Table 4E/4L Iosco Osceola Presque Isle Trial Average		CONVENTIONAL TRIAL Tables 5E/5L Ingham - Zone 2 Montcalm - Zone 3 Saginaw - Zone 2 Trial Average	
BRAND / HYBRID	RM TABLE	BRAND / HYBRID	RM TABLE	BRAND / HYBRID	RM TABLE	BRAND / HYBRID	RM TABLE	BRAND / HYBRID	RM TABLE
AGRIGOLD		3575SS/RIB	95 2E,3E	GOLDEN HARVEST					
A628-20VT2RIB	98 2E	3795VT2P/RIB	97 2E,3E	~G90Y04-3220A	92 2E,3E,4L				
A629-22STXRIB	99 2E	4079VT2P/RIB	99 2E,3L	~G95D32-3220	95 2E,3E				
~A633-94STX	103 2L	4079SS/RIB	100 2E,3L	G95P13-3110	95 2E				
A635-54VT2RIB	105 1E,2L			G97N86-3110	97 2E				
A637-55VT2PRO	107 1E	DAIRYLAND SEED		G03C84-3120	103 2L				
~A639-40VT2RIB	109 1L	DS-9686	86 4E	~G04S19-3010	104 1E,2L				
A641-78STXRIB	111 1L	RPM-2918AM	86 4E	G06Q68-3220	106 1E,2L				
		DS-7294A	94 3E,4L	G07F23-3111	107 1E				
AgVenture		~RPM-3518AM	96 4L	~G08M20-3010	108 1L				
AV4994AM	94 2E,3E	~RPM-3519AM	96 2E,3E,4L	~G09A86-3110	109 1L				
AV5096AM	96 2E,3E	~RPM-3715AM	96 2E,3E	~G09Y24-3220A	109 1L				
AV5799AM	99 2E,3L	~RPM-499AM	97 2E,3E						
AV6302AM	102 2L,3L	DS-9599	99 2E,3L	LEGACY SEEDS					
		RPM-4019AM	99 2E,3L	L-2817VT2P	86 4E				
BLUE RIVER		DS-7101	101 2E,3L	L-2847 VT2P	88 4E				
38G54	96 5E	RPM-4018AM	101 2E,3L	L-2937 3120	89 4E				
48G35	102 5L	~RPM-4115AM	101 2E,3L	L-3017 VT2P	90 4L				
~51T59	103 5L	DS-7603PE	103 2L,3L	L-3117 VT2P	91 4L				
		~EXP-10306	103 2L,3L	L-3115 SSX	93 3E				
BRODBECK		RPM-4317AM	103 2L	L-3517 VT2P	95 3E				
59RA02	102 2L,3L	DS-9804RA	104 2L,3L	L-3547 CONV	95 5E				
48PW03E	103 2L,3L	~EXP-10411	104 1E,2L	L-3712 CONV	96 5E				
48PW09E	109 1L,2L	~RPM-4318AM	104 1E,2L,3L	L-3617 VT2P	97 2E,3E				
46RA05	112 1L,2L	RPM-4329AM	104 1E,2L,3L	L-3718 VT2P	98 2E,3L				
		~RPM-562XRR	106 1E,2L	L-3816 VT2P	100 3L				
CHANNEL		DS-9508RA	108 1L	L-4118 SSX	100 2E				
192-08 VT2PRIB	92 2E	EXP-10813	108 1L	~L-5217 SSX	102 2L				
195-18 VT2PRIB	95 2E	~RPM-4816AM	108 1L	L-5418 SSX	105 1E				
196-40 STXRIB	96 1E	~DS-7909PE	109 1L	L-5516 SSX	105 1E				
197-66 VT2PRIB	97 2E	RPM-5018AM	109 1L	L-6918 SSX	108 1L				
197-68 STXRIB	97 1E	DS-9510RA	110 1L						
201-28 VT2PRIB	101 2E	~EXP-11015	110 1L	LEGEND					
203-01 STXRIB	103 1E	EXP-11020	110 1L	40J684 RR	84 4E				
203-01 VT2PRIB	103 2L			9986 VT2PRIB	86 4E				
207-27 STXRIB	107 1E	DYNAGRO		9891 VT2PRIB	91 4L				
207-27 VT2PRIB	107 2L	D27VC87	87 4E	9895 VT2PRIB	95 3E				
209-15 STXRIB	109 1L	D34VC54	94 2E,3E,4L	9897 VT2PRIB	97 2E,3E				
213-19 STXRIB	113 1L	D37VC64	97 2E,3E	9999 VT2PRIB	99 2E				
		D39CC43	99 5E	9701 GENSSRIB	101 2L				
CROPLAN		~D39DC43	99 2E,3L	9804 GENSSRIB	104 2L				
3399VT2P/RIB	93 2E,3E	~D43VC81	103 2L	9907 GENSSRIB	107 2L				
X18093VT2P	93 2E,3E	D44VC40	104 2L						
3499VT3P/RIB	94 2E,3E	D47VC29	107 1E						
3575VT2P/RIB	95 2E,3E	D49VC70	109 1L						
3899VT2P/RIB	96 2E,3E								

2018 SILAGE PERFORMANCE TRIALS

Introduction

The silage index (pg. 31) contains a list of all hybrids planted in the 2018 silage trials.

County results are reported in the following tables:

Tables 6E/6L Zone 1 - Branch, Lenawee, and Wood

County, OH (Lenawee County early trial dropped)

Tables 7E/7L Zone 2/3 - Ottawa, Huron (Zone 3), and Ingham

Tables 8E/8L Zone 4 - Iosco, Osceola, and Presque Isle (Presque Isle County dropped)

The map of Michigan (pg.29) shows each zone and the locations where the trials were located.

Methods

Testing procedures (randomization, replication, planting rates, etc.) for silage evaluation are the same as those utilized for the grain trials. For silage agronomic information refer to Table C (pg. 30).

Zones 1 and zone 2/3 were divided into two maturity groups designated early and late on the basis of the relative maturity (RM) submitted by the companies with results listed in separate tables. In cooperation with The Ohio State University, Wood County, OH location is planted and managed by The Ohio State University while Michigan State University performs harvest, quality and data analysis.

A New Holland T6.175 tractor powered a two-row Champion C1200 Kemper forage harvester and a rear mounted Haldrup M-63 weigh system to harvest the two center rows. Electronic scales mounted on the Haldrup M-63 weigh system measured plot and subsample weights. All field data was recorded on a Panasonic FZ-G1 Toughpad using Harvest Master™ software. Total plot weight was used to calculate green tons per acre (GT/A). Sub samples of fodder including grain were collected, weighed, and oven dried in a WRH586-500 Greives forced air dryer until weight loss was zero, then re-weighed to determine the percent dry matter (%DM). Dry tons per acre (DT/A) is calculated mathematically by multiplying GT/A by %DM. The samples were ground using a Christy mill fitted with a 1mm screen before conducting quality analysis using Near-infrared spectroscopy (NIRS) to predict quality components.

Silage Analysis

Tables 6E, 6L, 7E, 7L, 8E and , 8L provide silage quality data as determined by Near-infrared Spectroscopy (NIRS) analysis on freshly dried & ground samples. Data is provided for individual locations and also averaged over multiple locations. Near-infrared spectral analysis involves irradiating the sample with light in the near infrared spectrum (1,100 to 2,500 nm). The illuminated sample absorbs light proportional to specific chemical and physical properties. The reflected energy is measured and correlated statistically with the NIRS Consortiums calibration equation established for silage quality levels. Results of the six quality traits analyzed are presented in the quality tables. The six quality traits are:

1. **IVD=(in vitro) digestible dry matter-48hr.** IVD is a measure of forage digestibility. Higher IVD is desirable.
2. **ADF=acid detergent fiber.** ADF represents the less digestible portion of the corn forage, containing cellulose, lignin, and heat damaged protein. ADF is closely related to the digestibility of forages. Lower ADF implies the forage is more digestible. More mature plant material will contain higher ADF concentrations. A low concentration of ADF is desirable.
3. **NDF=neutral detergent fiber.** NDF is a measure of the fiber content of the corn forage. It is less digestible than non-fiber constituents of the forage. Forages with high NDF levels have lower energy. NDF is also a measure of potential forage intake. High NDF levels decrease the potential forage intake. Low NDF content is desirable.
4. **NDFD=neutral detergent fiber digestibility-48hr.** NDFD is the portion of neutral detergent fiber digested by animals at a specified level of feed intake. High NDFD is desirable.
5. **CP=crude protein.** Forages are generally supplemented with high protein concentrates such as soybean meal to increase the protein content of ruminant diets. Corn hybrids with high protein levels require less supplementation and therefore result in lower feed costs. High protein content is desirable.
6. **STRCH=starch.** Starch from the grain, along with the digestible component of the fiber, accounts for the majority of the energy in corn silage. High Starch content is desirable.

Silage quality traits are reported on a dry matter basis (100 percent DM). Quality traits in these tables are intended for use in hybrid selection only. Analysis for the balancing of feed rations should be analyzed from hybrids grown on each individual farm.



TABLE C.

AGRONOMIC TABLE FOR SILAGE TRIAL LOCATIONS

	COUNTY	PLANTING DATES	HARVEST DATES	PREVIOUS CROP	100 % STAND	AVERAGE STAND	FERTILIZER N - P - K
Zone 1	BRANCH	May 29	Sept 28	Corn	33,264	31,600	190-9-3
	LENAWEE	May 30	Oct 2	Corn	33,264	31,600	160-9-3 plus manure
	WOOD (OHIO)	May 24	Sept 5	Soybeans	33,264	31,600	222-26-0
Zone 2/3	OTTAWA	June 7	Oct 9	Corn/rye cover	33,264	30,104	160-9-3 plus manure
	INGHAM	May 27	Sept 7	Soybeans	33,264	32,099	160-9-3 plus manure
	HURON	May 16	Sept 13 & 14	Corn	33,264	32,432	160-9-3 plus manure
Zone 4	IOSCO	May 17	Sept 24	Corn	33,264	31,933	160-9-3 plus manure
	PRESQUE ISLE	DROPPED	2018	Drought conditions		poor plant	development
	OSCEOLA	May 23	Sept 12	Black beans	33,264	31,600	160-9-3 plus manure

	COUNTY	SOIL TYPE	SOIL TEST	FARM COOPERATOR	LOCATION
Zone 1	BRANCH	Oshtemo sandy loam	pH 6.2, P 89 K 110	Huff Farms Kyle Huff	Coldwater
	LENAWEE	Blount loam 64% Pewamo clay 31%	pH 7.4, P 62 K 161	Baker-Ladd Farms Blaine Baker	Clayton
	WOOD (OHIO)	Hoytville clay loam	pH 6.9 , P 57 K 191	OARDC Matt Davis & Richard Minyo	Hoytville, Ohio
Zone 2/3	OTTAWA	Belding sandy loam	pH 7, P 41 K 178	J & J Dairy Tim, Dave and Daniel Van Dyke	Marne
	INGHAM	Conover loam 88% Colwood-Brookston loams 12%	pH 6, P 49 K 196	Plant, Soil & Microbial Sciences Research Facility, MSU	East Lansing
	HURON	Shebeon cobbly loam 69% Shebeon loam 31%	pH 7.9, P 77.5 K 236	Wil-Le Farms Ron, Ed and Chris McCrea	Bad Axe
Zone 4	IOSCO	Kawkawlin sandy loam 100%	pH 7.2, P 40 K 194	Double B Dairy Jeremy, Tim and Roger Beebe	Hale
	PRESQUE ISLE	DROPPED		Ponik Farms Paul Ponik	Posen
	OSCEOLA	McBride sandy loam 80% Onekama/Saginaw lobe	pH 6.5, P 77 K 156	Pine Crest Dairy Farm John Bode	Cadillac

SILAGE HYBRID INDEX

ZONE 1 - Tables 6E/6L

Branch
Lenawee
Wood (Ohio)
Trial Average

ZONE 2/3- Tables 7E/7L

Huron - Zone 3
Ingham
Ottawa
Trial Average

ZONE 4 - Tables 8E/8L

Iosco
Osceola
Presque Isle
Trial Average

BRAND / HYBRID	RM TABLE	BRAND / HYBRID	RM TABLE	BRAND / HYBRID	RM TABLE
AGRIGOLD		FS InVision		M&W SEEDS	
~ A633-94STX	103 7E	FS53ZX1 RIB	103 6E	~ 44R35	105 6E,7L
A638-94STX	108 7L	FS57ZX1 RIB	107 6E	~ 44D81	108 6E,7L
~ A639-40VT2RIB	109 7L	FS60UX1 RIB	110 6E		
BECK		FS62RL1 EZR	112 6L	MASTERS CHOICE	
5829A4	108 7L	FS62ZX1 RIB	112 6L	MCT-4934	99 7E,8E
6082AM™*	110 6E	FS63ZX1 RIB	113 6L	MCT-5371	103 6E,7E,8L
BLUE RIVER		FS64SX1 RIB	114 6L	MCT-5454	104 6E,7E,8L
~ 51T59	103 7E	GOLDEN HARVEST		MCT-5663	106 6E,7L
CROPLAN		~ G90Y04-3220A	92 7E,8E	MCT-6153	111 6L
4099SS/RIB	99 7E	~ G95D32-3220	95 7E,8E	MCT-6363	113 6L
4188SS	104 7E	~ G04S19-3010	104 7E	NK Brand	
S4600/RIB	104 7E	~ G08M20-3010	108 6E,7L	~ NK9227-3220A	92 7E
4791AS3111GT	106 7L	~ G09A86-3110	109 6E,7L	NK9292-3111	92 7E
DAIRYLAND SEED		~ G09Y24-3220A	109 6E,7L	~ NK9505-3110	95 7E
HiDF-3188-6	88 8E	G10T63-3120	110 6E,7L	~ NK0330-3120	103 6E,7E
HiDF-3290-9	90 8E	G14R38-3120	114 6L	NK0519-3122	105 6E
~ RPM-3518AM	96 8E	G16K01-3111	116 6L	NK0760-3111	107 6E
~ RPM-3519AM	96 8E	G18D87-3111	118 6L	NK0929-3122	109 6E
~ RPM-3715AM	96 8E	KingFisher		RENK	
HiDF-3197RA	97 7E,8E	43C40	93 8E	RK724RR	102 7E
~ RPM-499AM	97 8E	52C20	102 7E	7-726SSTX	103 7E
HiDF-3099RA	99 7E,8E	54C10	104 7E	~ RK642SSTX	103 7E
~ RPM-4115AM	101 8L	58C80	108 6E,7L	~ RK717SSTX	105 7L
EXP-10207	102 7E,8E	60C30	110 6E	~ RK710DGVT2P	106 7L
HiDF-3202PE	102 7E,8E	LEGACY SEEDS		~ RK737SSTX	106 7L
HiDF-3702-9	102 7E,8E	L-3335 3220	93 8E	RK859DGV2P	109 6E,7L
~ EXP-10306	103 7E,8E	L-3537 3110	95 8E	~ RK842SSTX	112 6L,7L
~ EXP-10411	104 7E	L-4433 3122	101 7E,8E	RUPP	
~ RPM-4318AM	104 7E,8E	~ L-5217 SSX	102 7E	XRJ99-70	99 7E
HiDF-3605RA	105 6E,7L	L-5350 3122	104 7E	~ XRD06-70	106 6E
EXP-10617	106 7L	L-6838 3010	108 7L	~ XRD07-72	107 6E
~ RPM-562XRR	106 7L,8L	L-6937 3111	109 6E,7L	~ XRD11-57	111 6L
HiDF-3407RA	107 6E,7L	LG SEEDS		SEED CONSULTANTS	
HiDF-3808RA	108 6E,7L	~ LG44C27VT2PRO	94 8E	~ SC 10AGT59™	105 7L
~ RPM-4816AM	108 7L	~ LG44C34-3110	94 8E	SCS 1087YHR™	108 7L
~ DS-7909PE	109 6E,7L	~ LG5465VT2RIB	97 8E	SCS 1125YHR™	112 7L
DS-9713RA	110 6E	~ LG5494VT2RIB	99 8L	VIKING	
~ EXP-11015	110 6E	LG5505STXRIB	100 7E,8E	71-90GS	90 8E
EXP-11016	110 6E,7L	LG5499STXRIB	102 7E,8E	~ O.79-00	100 7E,8E
HiDF-3510SSX	110 6E	~ LG5525VT2RIB	105 7L	~ 51-04GS	104 6E,7E,8L
EXP-11113	111 6L	~ LG57C28VT2PRO	107 7L	48-08GS	108 6E
HiDF-3211RA	111 6L,7L	~ LG58C77VT2PRO	107 6E,7L	O.74-10GS	110 6E
DS-7215	112 6L	~ LG5565STXRIB	108 6E,7L	53-12	112 6L
EXP-11315	113 6L	LG5548STXRIB	109 6E	WOLF RIVER VALLEY	
HiDF-3413SSX	113 6L	~ LG59C66VT2PRO	109 6E	2612	110 6E
DYNAGRO		LG5606STXRIB	111 6L	3910FLRR	110 6E
D37SS64	97 8E	LG62C02STX	112 6L	~ Denotes hybrids that were entered into the Grain and Silage Trials.	
~ D39DC43	99 7E	LOCAL SEED			
~ D43VC81	103 7E	LC1349 SSXRIB	113 6L		
D47SS29	107 7L	LC1600 VT3PRIB	116 6L		
D49SS70	109 6E				
D58SS65	118 6L				

BRAND / HYBRID	RM	TRT	TRAIT	Lenawee - Early										Wood - Early											
				YIELD					% QUALITY					MILK 2006					MILK 2006						
				%DM	GT/A	DT/A	%STD	IVD	ADF	NDF	NDFD	CP	STR	MK/T	MK/A	%DM	GT/A	DT/A	%STD	IVD	ADF	NDF	NDFD	CP	STR
BECK 6082AM™*	110	C500	1,2,4																						
DAIRYLAND SEED HIDF-3605RA	105	C500	1,2,3,4,6																						
DAIRYLAND SEED HIDF-3407RA	107	C500	1,2,3,4,6																						
DAIRYLAND SEED HIDF-3808RA	108	C500	1,2,3,4,6																						
DAIRYLAND SEED DS-7909PE	109	C500	1,2,4,6																						
DAIRYLAND SEED DS-9713RA	110	C500	1,2,3,4,6																						
DAIRYLAND SEED EXP-11015	110	C500	1,2,4																						
DAIRYLAND SEED EXP-11016	110	C500	1,2,4																						
DAIRYLAND SEED HIDF-3510SSX	110	C500	1,2,3,4,6																						
DYNAGRO D49SS70	109	P500	1,2,3,4																						
FS InVision FS53ZX1 RIB	103	P500	1,2,3,4																						
FS InVision FS57ZX1 RIB	107	P500	1,2,3,4																						
FS InVision FS60UX1 RIB	110	P500	1,2,3,4																						
GOLDEN HARVEST G08M20-3010	108	C500	1,2,4																						
GOLDEN HARVEST G09A86-3110	109	C500	1,2,4,6																						
GOLDEN HARVEST G09Y24-3220A	109	C500	1,2,3,4																						
GOLDEN HARVEST G10T63-3120	110	C500	1,2,4																						
KingFisher 58C80	108	CONV																							
KingFisher 60C30	110	CONV																							
LEGACY SEEDS L-6937 3111	109	C250	1,2,3,4,6																						
LG SEEDS LG58C77VT2PRO	107	P500	1,2,3																						
LG SEEDS LG5565STXRIB	108	P500	1,2,3,4																						
LG SEEDS LG5548STXRIB	109	P500	1,2,3,4																						
LG SEEDS LG59C66VT2PRO	109	P500	1,2,3																						
M&W SEEDS 44R35	105	P250	1,2																						
M&W SEEDS 44D81	108	P250	1,2																						
MASTERS CHOICE MCT-5371	103	C250	1																						
MASTERS CHOICE MCT-5454	104	C250	1,2,3,4,6																						
MASTERS CHOICE MCT-5663	106	C250	1,2,3,4																						
NK Brand NK0330-3120	103	C250	1,2,4																						
NK Brand NK0519-3122	105	C250	1,2,3,4																						
NK Brand NK0760-3111	107	C250	1,2,3,4,6																						
NK Brand NK0929-3122	109	C250	1,2,3,4																						
RENK RK859DGV2P	109	C250	1,2																						
RUPP XRD06-70	106	P250	1,2																						
RUPP XRD07-72	107	P250	1,2																						
VIKING 51-04GS	104	C250	CONV																						
VIKING 48-08GS	108	C250	CONV																						
VIKING O.74-10GS	110	C250	CONV																						
WOLF RIVER VALLEY 2612	110	C250	1,2,3,4																						
WOLF RIVER VALLEY 3910FLRR	110	C250	1																						
AVERAGE																									
HIGHEST																									
LOWEST																									
CV (%)																									
LSD (5%)																									

TABLE 6L.

BRANCH, LENAWEE & WOOD (OHIO) COUNTY SILAGE TRIALS - LATE (111 Day and Later)

ZONE 1

2018			Late - TRIAL AVERAGE												Branch - Late																						
BRAND /HYBRID	RM	TRT	TRAIT	YIELD				% QUALITY				MILK 2006				YIELD				% QUALITY				MILK 2006													
				%DM	GT/A	DT/A	%STD	IVD	ADF	NDF	NDFD	CP	STR	MK/T	MK/A	CP	STR	IVD	ADF	NDF	NDFD	CP	STR	MK/T	MK/A	CP	STR	IVD	ADF	NDF	NDFD	CP	STR	MK/T	MK/A		
DAIRYLAND SEED EXP-11113	111	P500	1,2,4	41.7	27.0	11.0	**	95	82.1	16.9	35.7	49.7	7.3	42.5	3328	36084	40.7	28.7	11.6	**	97	81.2	18.3	37.0	49.2	7.1	41.5	3252	37822	81.2	18.3	37.0	49.2	7.1	41.5	3252	37822
DAIRYLAND SEED HIDF-3211RA	111	C500	1,2,3,4,6	34.8	26.4	9.2	94	96	80.3	19.3	38.2	51.9	7.1	40.1	3196	30448	35.0	29.1	10.2	94	94	79.3	20.2	38.7	50.2	7.3	38.8	3124	34319	79.3	20.2	38.7	50.2	7.3	38.8	3124	34319
DAIRYLAND SEED DS-7215	112	C500	1,2,6	37.9	27.7	10.3	96	96	80.3	22.2	41.6	53.5	7.1	34.7	3159	32380	39.1	30.2	11.4	*	95	80.1	20.1	38.6	52.0	6.9	37.1	3170	36255	80.1	20.1	38.6	52.0	6.9	37.1	3170	36255
DAIRYLAND SEED EXP-11315	113	P500	1,2,4	39.6	24.9	9.5	96	96	83.0	17.8	34.3	52.9	7.8	41.1	3422	32261	38.8	29.0	10.8	*	100	82.6	16.7	32.3	52.0	7.8	40.5	3472	38879	82.6	16.7	32.3	52.0	7.8	40.5	3472	38879
DAIRYLAND SEED HIDF-3413SSX	113	C500	1,2,3,4,6	34.9	27.4	9.4	95	95	81.0	20.9	40.4	53.5	7.4	37.3	3219	30008	33.7	29.9	10.1	95	95	80.0	22.0	41.0	51.1	7.2	37.1	3141	31725	80.0	22.0	41.0	51.1	7.2	37.1	3141	31725
DYNAGRO D585S65	118	P500	1,2,3,4	39.5	25.0	9.7	95	95	80.6	18.9	38.4	49.5	7.6	40.3	3213	31061	39.0	25.2	9.8	93	93	79.1	19.8	40.4	48.2	7.6	39.5	3094	30364	79.1	19.8	40.4	48.2	7.6	39.5	3094	30364
FS InVision FS62RL1 EZR	112	P250	1,2,4,6	44.6	21.2	9.1	94	94	83.6	18.2	35.5	53.0	7.4	44.0	3420	31150	43.0	22.8	9.8	94	94	82.5	17.3	35.7	50.9	7.5	43.5	3338	34504	82.5	17.3	35.7	50.9	7.5	43.5	3338	34504
FS InVision FS62ZX1 RIB	112	P500	1,2,3,4	41.1	24.0	9.7	97	97	83.1	18.6	37.6	52.5	7.5	41.1	3311	32449	40.6	25.4	10.4	96	96	82.2	18.7	36.3	50.8	7.4	42.9	3315	34358	82.2	18.7	36.3	50.8	7.4	42.9	3315	34358
FS InVision FS63ZX1 RIB	113	P500	1,2,3,4	40.8	23.8	9.6	94	94	81.6	17.0	35.5	49.1	7.4	43.0	3299	32118	40.6	24.1	9.8	91	91	81.2	17.2	35.7	47.5	7.4	42.9	3266	31867	81.2	17.2	35.7	47.5	7.4	42.9	3266	31867
FS InVision FS64SX1 RIB	114	P500	1,2,3,4	39.0	25.5	9.8	96	96	82.3	17.6	36.0	51.5	7.5	42.3	3336	33321	39.4	27.8	10.9	*	99	81.5	17.0	35.3	49.7	7.4	44.0	3284	35909	81.5	17.0	35.3	49.7	7.4	44.0	3284	35909
GOLDEN HARVEST G14R38-3120	114	C500	1,2,4	40.6	23.9	9.6	95	95	82.6	18.5	36.4	52.1	7.2	41.9	3354	31469	39.2	25.2	9.9	94	94	81.9	19.3	36.8	50.7	7.2	42.2	3291	32664	81.9	19.3	36.8	50.7	7.2	42.2	3291	32664
GOLDEN HARVEST G16K01-3111	116	C500	1,2,3,4,6	37.9	26.9	10.0	93	93	82.2	19.4	37.6	52.6	7.0	40.2	3320	33213	38.3	27.6	10.6	91	91	81.0	20.5	37.8	49.8	6.8	41.5	3234	34259	81.0	20.5	37.8	49.8	6.8	41.5	3234	34259
GOLDEN HARVEST G18D87-3111	118	C500	1,2,3,4,6	35.5	26.7	9.4	96	96	81.4	20.5	39.9	53.3	7.5	37.3	3242	30369	33.1	31.8	10.5	95	95	79.6	21.9	41.8	51.1	7.9	35.5	3107	32667	79.6	21.9	41.8	51.1	7.9	35.5	3107	32667
LG SEEDS LG6606STXRIB	111	P500	1,2,3,4	39.5	24.5	9.7	97	97	81.6	19.1	37.3	50.4	7.5	40.9	3282	30411	39.0	27.0	10.5	99	99	80.9	20.4	39.3	48.1	7.3	39.7	3206	31650	80.9	20.4	39.3	48.1	7.3	39.7	3206	31650
LG SEEDS LG62C02SSTX	112	P500	1,2,3,4	40.5	25.6	10.0	95	95	83.0	17.7	35.8	53.2	7.6	42.1	3376	33302	39.6	28.5	11.0	*	99	82.9	15.7	33.4	51.1	7.8	45.3	3386	37201	82.9	15.7	33.4	51.1	7.8	45.3	3386	37201
LOCAL SEED LC1349 SXXRIB	113	C250	1,2,3,4	42.3	24.0	9.8	92	92	81.7	18.7	36.9	50.5	7.2	41.6	3292	32263	42.1	25.4	10.7	*	96	80.6	19.8	38.8	50.1	7.1	39.8	3200	34017	80.6	19.8	38.8	50.1	7.1	39.8	3200	34017
LOCAL SEED LC1600 VT3PRIB	116	C250	1,2,3	38.6	26.1	9.9	97	97	82.2	18.9	37.8	52.9	7.2	39.5	3317	32897	39.6	26.9	10.6	95	95	82.1	18.6	37.0	51.6	7.1	41.5	3304	35088	82.1	18.6	37.0	51.6	7.1	41.5	3304	35088
MASTERS CHOICE MCT-6153	111	C250	1,2,3,4	45.0	23.4	10.1	94	94	82.5	18.7	37.1	52.8	7.4	41.6	3341	33673	44.6	23.4	10.4	92	92	82.4	17.7	35.7	50.5	7.2	43.8	3332	34648	82.4	17.7	35.7	50.5	7.2	43.8	3332	34648
MASTERS CHOICE MCT-6363	113	C250	1,2,3,4	40.8	24.5	9.8	90	90	82.4	17.6	35.0	51.0	7.5	42.2	3353	32014	39.0	25.9	10.1	90	90	81.9	18.5	35.8	49.4	7.4	42.0	3305	33428	81.9	18.5	35.8	49.4	7.4	42.0	3305	33428
RENK RK842SSTX	112	C500	1,2,3,4	40.1	24.5	9.6	94	94	82.4	18.3	37.6	52.5	7.4	40.6	3329	32042	41.1	25.3	10.4	95	95	82.4	18.0	36.7	52.1	7.5	42.2	3325	34589	82.4	18.0	36.7	52.1	7.5	42.2	3325	34589
RUPP XRD11-57	111	P250	1,2	42.8	24.3	10.0	97	97	82.1	17.7	36.4	51.2	7.2	42.0	3324	33692	42.9	27.5	11.4	*	99	82.1	18.2	36.6	48.5	7.4	43.3	3307	37784	82.1	18.2	36.6	48.5	7.4	43.3	3307	37784
VIKING 53-12	112	C250	CONV	48.4	21.4	9.9	96	96	83.8	16.6	32.6	52.2	7.2	45.6	3421	33657	44.3	24.7	10.9	*	97	84.0	16.0	32.7	50.9	7.3	47.5	3455	37688	84.0	16.0	32.7	50.9	7.3	47.5	3455	37688
AVERAGE				40.3	24.9	9.8	95	95	82.0	18.6	37.0	51.9	7.4	41.0	3312	32286	39.7	26.9	10.5	95	95	81.4	18.7	37.0	50.2	7.3	41.4	3269	34613	81.4	18.7	37.0	50.2	7.3	41.4	3269	34613
HIGHEST				48.4	27.7	11.0	97	97	83.8	22.2	41.6	53.5	7.8	45.6	3422	36084	44.6	31.8	11.6	100	100	84.0	22.0	41.8	52.1	7.9	47.5	3472	38879	84.0	22.0	41.8	52.1	7.9	47.5	3472	38879
LOWEST				34.8	21.2	9.1	90	90	80.3	16.6	32.6	49.1	7.0	34.7	3159	30008	33.1	22.8	9.8	90	90	79.1	15.7	32.3	47.5	6.8	35.5	3094	30364	79.1	15.7	32.3	47.5	6.8	35.5	3094	30364
CV (%)				6.5	6.2	7.6	4	4	2.2	8.1	6.8	2.9	4.6	7.1	4	7	4	5.8	5.8	6.9	4	2.4	8.0	6.1	3.2	3.9	6.9	4	7	4	4	4	4	4	4	7	
LSD (5%)				1.8	1.0	0.5	3	3	1.2	1.0	1.7	1.0	0.2	2.0	79	1503	2.7	1.8	0.9	4	4	2.3	1.8	2.7	1.9	0.3	3.4	138	3053	2.3	1.8	2.7	1.9	0.3	3.4	138	3053

2 Year Averages 2018 - 2017			Late - TRIAL AVERAGE												Branch - Late																						
BRAND /HYBRID	RM	TRT	TRAIT	YIELD				% QUALITY				MILK 2006				YIELD				% QUALITY				MILK 2006													
				%DM	GT/A	DT/A	%STD	IVD	ADF	NDF	NDFD	CP	STR	MK/T	MK/A	CP	STR	IVD	ADF	NDF	NDFD	CP	STR	MK/T	MK/A	CP	STR	IVD	ADF	NDF	NDFD	CP	STR	MK/T	MK/A		
DAIRYLAND SEED EXP-11113	111	P250	1,2,4	42.0	25.5	10.5	**	95	81.0	18.8	37.5	49.3	6.9	40.0	3245	33889	43.9	23.5	10.1	*	95	80.7	18.7	37.8	48.9	7.3	40.6	3214	32578	80.7	18.7	37.8	48.9	7.3	40.6	3214	32578
DAIRYLAND SEED EXP-11315	113	P250	1,2,4	38.9	25.4	9.6	98	98	81.8	19.7	37.4	51.6	7.2	38.6	3307	31936	41.4	25.7	10.3	*	99	81.8	17.4	34.8	50.5	7.7	41.3	3357	35775	81.8	17.4	34.8	50.5	7.7	41.3	3357	35775
LOCAL SEED LC1349 SXXRIB	113	C250	1,2,3,4	42.9	24.0	9.9	94	94	81.3	19.4	37.5	49.9	6.9	40.0	3262	32292	47.1	23.1	10.2	*	96	81.2	18.7	36.6	48.6	7.3	41.4	3258	33262	81.2	18.7	36.6	48.6	7.3	41.4	3258</	

2018			Lenawee - Late										Wood - Late																			
BRAND / HYBRID	RM TRT	TRAIT	YIELD					%QUALITY					MILK 2006					YIELD					%QUALITY					MILK 2006				
			%DM	GT/A	DT/A	%STD	%STR	IVD	ADF	NDF	NDFD	CP	STR	MK/T	MK/A	%DM	GT/A	DT/A	%STD	%STR	IVD	ADF	NDF	NDFD	CP	STR	MK/T	MK/A				
DAIRYLAND SEED EXP-11113	111	1,2,4	45.9	22.4	9.8	**	94	84.1	15.0	32.4	52.8	7.4	46.7	3502	33112	38.6	30.0	11.6	**	95	81.1	17.6	37.5	47.0	7.5	39.4	3229	37318				
DAIRYLAND SEED HIDF-3211RA	111	C500	36.9	20.0	7.7	95	81.2	17.9	37.3	56.5	6.6	41.0	3294	27352	32.6	30.2	9.9	94	80.3	19.8	38.7	49.0	7.5	40.5	3171	29674						
DAIRYLAND SEED DS-7215	112	C500	41.5	20.8	8.7	96	81.1	23.6	45.1	58.0	7.0	29.0	3194	27788	33.0	32.1	10.6	97	79.7	23.0	41.0	50.4	7.3	38.1	3112	33097						
DAIRYLAND SEED EXP-11315	113	1,2,4	45.0	15.5	7.1	95	84.9	16.5	35.0	58.2	7.4	43.5	3527	23256	35.0	30.3	10.6	93	81.6	20.3	35.7	48.5	8.2	39.5	3266	34648						
DAIRYLAND SEED HIDF-3413SSX	113	C500	39.8	19.7	7.8	94	82.8	19.6	39.5	58.0	7.4	36.9	3369	26378	31.3	32.4	10.2	97	80.2	21.1	40.6	51.3	7.6	38.0	3146	31922						
DYNAORO D58SS65	118	P500	44.6	20.5	8.9	96	83.0	17.0	36.7	53.6	7.3	42.5	3405	30371	35.0	29.4	10.3	96	79.7	19.8	38.2	46.8	7.9	38.9	3142	32446						
FS InVision FS62RL1 EZR	112	P250	52.2	14.1	7.3	97	84.5	19.1	37.8	56.9	7.2	43.3	3480	25202	38.6	26.7	10.4	92	83.9	18.2	33.0	51.3	7.7	45.3	3440	33745						
FS InVision FS62ZX1 RIB	112	P500	45.9	17.9	8.2	99	83.6	17.9	37.9	56.8	7.3	40.5	3428	27927	36.9	28.5	10.5	95	80.6	19.2	38.7	49.9	7.7	40.3	3191	35062						
FS InVision FS63ZX1 RIB	113	P500	45.4	18.6	8.6	95	83.0	17.3	36.9	53.7	6.9	42.0	3402	29095	36.4	28.6	10.4	96	80.6	16.7	34.0	46.2	7.8	44.0	3230	35393						
FS InVision FS64SX1 RIB	114	P500	42.1	19.6	8.3	96	84.3	17.6	35.9	56.3	7.3	42.4	3486	28774	35.6	29.0	10.3	94	81.1	18.3	36.7	48.4	7.9	40.6	3238	35281						
GOLDEN HARVEST G14R38-3120	114	C500	44.4	18.2	8.1	95	84.1	18.4	37.5	57.5	7.0	40.8	3460	27962	38.1	28.2	10.7	95	82.0	17.8	34.7	48.0	7.5	42.9	3309	33782						
GOLDEN HARVEST G16K01-3111	116	C500	40.6	22.5	8.8	95	83.6	18.9	39.0	57.9	6.9	36.6	3418	30084	35.0	30.6	10.7	93	82.1	18.9	35.9	50.1	7.2	42.5	3308	35296						
GOLDEN HARVEST G18D87-3111	118	C500	39.4	18.1	7.5	97	83.7	18.8	39.1	58.3	7.1	38.2	3424	25607	34.2	30.2	10.3	95	80.8	20.8	38.9	50.5	7.6	38.2	3196	32834						
LG SEEDS LG6606STXRIB	111	P500	42.5	18.3	8.0	98	83.9	17.7	35.6	54.9	7.2	42.8	3467	27576	36.9	28.4	10.6	95	80.0	19.1	36.9	48.2	7.9	40.1	3173	32207						
LG SEEDS LG62C02STX	112	P500	46.7	18.9	8.8	95	85.3	17.1	35.5	58.4	7.3	42.9	3547	29792	35.2	29.4	10.3	90	80.7	20.4	38.6	49.9	7.9	38.2	3195	32913						
LOCAL SEED LC1349 SSXRIB	113	C250	49.3	18.3	8.8	89	85.0	16.3	33.9	55.6	7.0	45.4	3543	31266	35.4	28.4	10.1	92	79.5	20.1	38.0	46.0	7.6	39.7	3134	31507						
LOCAL SEED LC1600 VT3PRIB	116	C250	40.7	20.2	8.2	97	83.1	19.5	39.3	57.0	7.2	36.0	3388	27682	35.4	31.1	11.0	*	98	81.5	18.5	37.0	50.1	7.3	41.0	3260	35920					
MASTERS CHOICE MCT-6153	111	C250	52.5	18.1	8.9	95	82.7	19.6	39.9	56.6	7.4	38.7	3358	29969	37.8	28.9	10.9	*	95	82.6	18.8	35.9	51.3	7.8	42.2	3331	36401					
MASTERS CHOICE MCT-6363	113	C250	45.2	19.1	8.3	92	83.5	16.2	34.8	56.1	7.5	41.7	3447	26567	38.1	28.6	10.9	*	88	81.9	18.2	34.5	47.5	7.7	42.8	3306	36047					
RENK RK842SSTX	112	C500	42.6	20.7	8.4	93	83.7	18.1	37.7	56.7	7.0	40.9	3436	28976	36.8	27.5	10.1	93	81.2	18.9	38.5	48.6	7.7	38.8	3224	32561						
RUPP XRD11-57	111	P250	48.4	17.7	8.3	96	84.1	16.6	36.6	56.6	6.6	41.3	3473	28920	37.0	27.6	10.2	96	80.2	18.5	36.0	48.4	7.5	41.3	3193	34371						
VIKING 53-12	112	C250	60.2	13.8	8.3	94	84.9	16.0	33.1	56.5	6.9	47.9	3543	29329	40.6	25.7	10.4	97	82.5	17.7	32.2	49.1	7.4	41.4	3266	33955						
AVERAGE			45.1	18.8	8.3	95	83.6	17.9	37.1	56.5	7.1	40.9	3436	28318	36.1	29.2	10.5	94	81.1	19.1	36.9	48.9	7.6	40.6	3230	33926						
HIGHEST			60.2	22.5	9.8	99	85.3	23.6	45.1	58.4	7.5	47.9	3547	33112	40.6	32.4	11.6	98	83.9	23.0	41.0	51.3	8.2	45.3	3440	37318						
LOWEST			36.9	13.8	7.1	89	81.1	15.0	32.4	52.8	6.6	29.0	3194	23256	31.3	25.7	9.9	88	79.5	16.7	32.2	46.0	7.2	38.0	3112	29674						
CV (%)			7.4	9.3	8.1	3	2.0	8.3	6.7	3.0	5.6	7.4	3	6	6.0	3.8	6.7	5	2.1	8.0	7.6	2.2	4.3	6.9	4	7						
LSD (5%)			3.9	2.1	0.8	4	2.0	1.8	2.9	2.0	0.5	3.6	132	2137	2.5	1.3	0.8	5	2.0	1.8	3.3	1.3	0.4	3.3	147	2971						

2 Year Averages 2018 - 2017			Lenawee - Late										Wood - Late																			
BRAND / HYBRID	RM TRT	TRAIT	YIELD					%QUALITY					MILK 2006					YIELD					%QUALITY					MILK 2006				
			%DM	GT/A	DT/A	%STD	%STR	IVD	ADF	NDF	NDFD	CP	STR	MK/T	MK/A	%DM	GT/A	DT/A	%STD	%STR	IVD	ADF	NDF	NDFD	CP	STR	MK/T	MK/A				
DAIRYLAND SEED EXP-11113	111	1,2,4	40.7	26.0	10.2	**	94	81.7	18.5	36.8	51.2	6.7	40.8	3312	32956	41.5	27.1	11.3	**	96	80.6	19.4	38.0	47.7	6.8	38.7	3208	36132				
DAIRYLAND SEED EXP-11315	113	1,2,4	38.8	23.7	8.7	97	82.7	19.6	38.5	54.3	7.1	37.5	3353	28082	36.5	26.8	9.7	97	81.0	22.1	39.0	49.9	6.9	36.9	3210	31953						
LOCAL SEED LC1349 SSXRIB	113	C250	42.4	24.1	9.8	*	91	82.4	19.8	38.4	53.0	6.6	38.5	3335	32499	39.2	25.0	9.8	94	80.2	19.7	37.4	48.1	6.8	40.1	3192	31116					
LOCAL SEED LC1600 VT3PRIB	116	C250	37.0	25.9	9.3	97	82.6	19.5	38.5	54.7	6.6	36.6	3351	30432	39.2	27.6	10.7	*	99	82.3	18.1	35.9	50.8	6.7	41.8	3328	35505					
MASTERS CHOICE MCT-6363	113	C250	39.5	23.8	9.0	93	82.4	18.1	36.6	53.7	6.9	39.0	3356	27750	39.3	26.2	10.3	93	82.3	17.9	34.2	48.4	7.2	42.8	3343	35555						
AVERAGE			39.7	24.7	9.4	95	82.4	19.1	37.8	53.4	6.8	38.5	3341	30344	39.1	26.5	10.4	96	81.3	19.4	36.9	49.0	6.9	40.1	3256	34054						
HIGHEST			42.4	26.0	10.2	97	82.7	19.8	38.5	54.7	7.1	40.8	3356	32956	41.5	27.6	11.3	99	82.3	22.1	39.0	50.8	7.2	42.8	3343	36132						
LOWEST			37.0	23.7	8.7	91	81.7	18.1	36.6	51.2	6.6	36.6	3312	27750	36.5	25.0	9.7	93	80.2	17.9	34.2	47.7	6.7	36.9	3192	31116						
CV (%)			6.8	8.9	9.2	4	2.2	8.6	6.4	4.2	5.5	7.0	4	7	7.0	4.2	8.2	3	2.8	9.6	8.3	3.0	4.6	7.8	4	8						
LSD (5%)			2.4	1.5	0.7	3	1.5	1.3	2.0	1.9	0.3	2.3	98	1698	2.2	1.0	0.7	3	1.9	1.5	2.5	1.2	0.3	2.6	119	2166						

** Highest Yielding Hybrid
* Not Significantly Different from Highest Yielding Hybrid

TABLE 7E.

HURON, INGHAM & OTTAWA COUNTY SILAGE TRIALS - EARLY (104 Day and Earlier)

ZONE 2 - 3

BRAND /HYBRID	2018	RM	TRT	TRAIT	Early - TRIAL AVERAGE										Huron - Early																				
					YIELD					% QUALITY					MILK 2006					YIELD					% QUALITY					MILK 2006					
					%DM	GT/A	DT/A	%STD	IVD	ADF	NDF	NDFD	CP	STR	MK/T	MKA	%DM	GT/A	DT/A	%STD	IVD	ADF	NDF	NDFD	CP	STR	MK/T	MKA	%DM	GT/A	DT/A	%STD	IVD	ADF	NDF
AGRIGOLD A633-94STX	103	P500	1,2,3,4	CONV	40.5	22.8	9.2	93	82.7	20.0	40.3	55.2	7.7	35.6	3325	28718	37.3	20.1	7.5	94	83.7	16.9	35.5	54.0	8.2	37.8	3432	23795							
BLUE RIVER 51T59	103	MXL	CONV	40.5	23.6	9.5	96	83.5	17.4	35.2	53.6	7.6	42.8	3423	32438	36.9	22.4	8.5	99	84.1	15.5	32.1	53.8	8.0	43.1	3481	29487								
CROPLAN 409SSRIB	99	ACC	1,2,3,4	CONV	42.6	23.3	9.8	94	83.2	18.8	38.1	54.9	7.5	40.0	3378	33011	37.4	22.5	8.4	96	83.8	16.8	34.5	53.0	7.9	41.3	3445	28945							
CROPLAN 4188SS	104	ACC	1,2,3,4	CONV	43.5	22.4	9.8	97	83.9	16.5	34.6	52.7	7.6	43.9	3456	34270	38.8	21.5	8.4	101	83.9	15.7	34.5	53.2	7.8	44.2	3454	30589							
CROPLAN S4600RIB	104	ACC	1,2,3,4	CONV	37.8	24.1	9.0	97	78.8	23.4	44.9	51.1	7.5	30.6	3059	27956	34.0	22.5	7.7	103	79.9	23.5	45.7	54.2	8.0	26.4	3111	25074							
DAIRYLAND SEED HIDF-3197RA	97	C500	1,2,3,4,6	CONV	45.5	19.6	8.8	94	82.8	18.6	38.0	54.2	7.9	41.2	3355	29988	40.9	18.7	7.7	99	85.1	15.9	33.6	55.6	8.5	42.5	3530	28300							
DAIRYLAND SEED HIDF-3099RA	99	C500	1,2,3,4,6	CONV	40.0	23.5	9.3	96	82.1	18.1	37.1	53.0	8.2	39.6	3324	30467	38.5	21.5	8.3	98	83.7	16.9	35.2	53.8	9.0	39.3	3432	28402							
DAIRYLAND SEED EXP-10207	102	1,2,4	1,2,4	CONV	41.6	24.4	10.1	93	83.3	17.2	33.6	50.9	7.8	42.5	3404	33812	39.9	22.5	9.2	97	84.8	14.0	31.3	51.3	8.3	45.0	3529	30411							
DAIRYLAND SEED HIDF-3202PE	102	C500	1,2,6	CONV	41.9	22.7	9.4	95	83.1	18.8	37.2	53.4	8.1	38.2	3379	32090	40.4	21.3	8.7	99	85.0	14.8	31.8	52.6	8.1	43.7	3538	30794							
DAIRYLAND SEED HIDF-3702-9	102	C500	1,2,3,4,6	CONV	37.3	26.1	9.7	96	83.2	20.0	37.4	54.7	7.3	40.4	3385	24018	32.9	24.9	8.2	99	83.6	18.4	35.7	55.3	7.4	40.9	3427	28123							
DAIRYLAND SEED EXP-10306	103	1,2,3,4	1,2,3,4	CONV	47.5	20.1	9.5	96	84.4	16.2	33.6	53.7	7.9	44.2	3491	33018	41.7	20.0	8.3	98	85.0	14.8	32.1	53.2	8.4	43.6	3537	29418							
DAIRYLAND SEED EXP-10411	104	1,2,4	1,2,4	CONV	40.1	24.6	9.8	96	84.5	17.2	34.9	55.0	7.5	42.4	3483	33268	39.2	22.3	8.7	99	85.3	16.1	32.4	54.5	7.8	43.9	3552	29190							
DAIRYLAND SEED RPM-4318AM	104	1,2,4	1,2,4	CONV	41.0	25.2	10.3	94	83.5	18.1	34.8	52.8	7.4	43.3	3421	34881	37.8	25.1	9.5	98	84.8	17.0	33.7	53.3	7.5	44.3	3512	34960							
DYNAGRO D39DC43	99	P500	1,2	CONV	45.8	20.7	9.4	96	85.0	16.0	33.5	55.4	7.3	44.8	3531	33974	39.4	20.6	8.1	98	85.0	15.7	32.4	53.8	7.9	43.5	3539	30719							
DYNAGRO D43VC81	103	P500	1,2	CONV	43.8	22.8	10.0	95	84.4	16.2	34.0	52.8	7.0	44.9	3487	34816	38.8	22.3	8.7	99	84.5	15.6	32.4	52.2	7.6	43.3	3510	30679							
GOLDEN HARVEST G90Y04-3220A	92	C250	1,2,3,4	CONV	43.2	20.1	8.5	94	80.9	18.9	37.9	49.8	8.4	38.6	3244	27397	39.0	21.8	8.6	99	82.7	17.8	35.6	51.4	8.4	40.9	3373	29012							
GOLDEN HARVEST G95D32-3220	95	C250	1,2,3,4,6	CONV	43.6	22.1	9.5	97	82.1	18.2	35.4	50.3	7.6	40.4	3305	30883	41.6	20.2	8.4	101	82.4	18.1	34.4	48.9	7.7	41.7	3368	27007							
GOLDEN HARVEST G04S19-3010	104	C250	1,2,4	CONV	41.3	23.9	9.8	96	83.5	17.4	35.6	55.1	7.4	42.5	3421	33280	37.4	21.6	8.1	98	84.8	16.4	35.3	57.1	7.6	41.6	3501	28359							
KingFisher 52C20	102	CONV	1,2,3,4	CONV	41.2	23.1	9.3	95	83.3	18.8	38.5	56.2	7.4	38.3	3378	32071	35.8	22.2	8.0	99	84.2	18.4	37.1	57.4	7.6	37.5	3444	29352							
KingFisher 54C10	104	CONV	1,2,3,4	CONV	38.5	24.7	9.6	92	83.0	18.6	36.2	53.1	7.1	40.5	3386	32564	35.2	24.5	8.7	96	83.4	17.7	35.3	52.9	7.4	39.4	3418	29568							
LEGACY SEEDS L-4433 3122	101	C250	1,2,3,4,6	CONV	42.6	21.2	9.0	97	82.7	16.6	34.7	50.5	7.8	42.5	3374	30858	37.4	20.4	7.6	100	84.2	16.7	33.9	53.2	8.0	40.8	3474	26385							
LEGACY SEEDS L-5217 SSX	102	A500	1,2,3,4	CONV	42.7	24.3	10.3	91	83.6	16.3	34.4	53.3	7.2	42.7	3437	35314	40.2	27.0	10.7	**	94	84.5	15.5	32.8	52.5	7.8	41.3	3503	37551						
LEGACY SEEDS L-5350 3122	104	C250	1,2,3,4,6	CONV	38.7	23.5	9.1	94	82.0	19.0	38.2	53.0	7.3	40.1	3312	30088	32.7	21.2	6.9	98	82.5	20.5	40.1	53.1	7.5	41.4	3319	23006							
LG SEEDS LG5505STXRB	100	P500	1,2,3,4	CONV	40.0	24.5	9.7	96	82.5	17.4	38.4	53.3	7.8	40.0	3351	32645	35.8	22.8	8.2	97	83.8	16.2	35.4	54.1	8.3	38.3	3436	28025							
LG SEEDS LG5499STXRB	102	P500	1,2,3,4	CONV	42.9	23.3	9.9	96	83.6	16.9	35.5	53.0	7.4	41.8	3427	33406	40.7	21.2	8.6	101	84.3	15.1	33.2	52.8	7.8	43.1	3491	30050							
MASTERS CHOICE MCT-4934	99	C250	1,2,3,4,6	CONV	43.6	20.6	9.0	93	83.0	17.8	36.5	53.1	7.9	40.9	3382	30992	40.3	19.5	7.9	95	84.8	14.3	30.6	52.0	8.3	45.4	3538	27792							
MASTERS CHOICE MCT-5371	103	C250	1	CONV	40.6	22.9	9.2	91	82.8	16.6	34.8	53.1	7.2	41.5	3386	31860	37.2	21.5	7.9	90	83.7	15.4	32.0	52.5	7.5	42.6	3462	27293							
MASTERS CHOICE MCT-5454	104	C250	1,2,3,4,6	CONV	45.4	21.6	9.6	92	83.4	18.0	36.6	53.3	7.6	41.4	3400	32715	40.3	21.1	8.7	93	83.5	16.1	32.6	51.7	7.7	44.3	3443	29786							
NK Brand NK9227-3220A	92	C250	1,2,3,4,6	CONV	40.5	19.8	8.1	94	80.4	20.1	39.1	50.0	8.5	36.9	3207	26427	37.6	20.5	7.7	98	83.8	15.3	33.9	52.1	8.7	41.1	3449	26572							
NK Brand NK9292-3111	92	C250	1,2,3,4,6	CONV	51.1	14.2	7.3	93	80.3	21.2	38.1	50.2	7.7	40.5	3186	24531	51.1	15.8	8.1	99	84.7	15.5	29.8	52.4	7.7	46.7	3506	28421							
NK Brand NK9505-3110	95	C250	1,2,4,6	CONV	45.1	20.8	9.4	92	82.2	16.4	35.3	50.9	7.4	42.6	3345	32569	42.0	19.1	8.0	96	82.1	15.5	32.6	49.8	7.8	42.8	3355	28893							
NK Brand NK0330-3120	103	C250	1,2,4	CONV	42.0	21.2	8.8	95	82.3	19.4	39.3	53.3	7.5	37.6	3316	29805	35.7	17.7	6.2	99	82.7	20.4	40.9	54.8	7.4	33.4	3320	20913							
RENK RK724HR	102	C250	1	CONV	40.4	23.1	9.3	93	82.3	19.0	38.9	53.8	7.2	36.5	3310	30827	37.6	24.1	9.2	95	84.1	16.8	35.0	54.9	7.7	38.5	3433	31676							
RENK 7-7265STX	103	C500	1,2,3,4	CONV	41.0	23.9	9.8	88	83.0	17.1	35.3	52.3	7.6	43.6	3390	32343	38.5	21.3	8.2	89	83.2	18.4	37.0	52.9	7.9	39.2	3387	27754							
RENK RK642SSTX	103	C500	1,2,3,4	CONV	41.5	22.2	9.1	94	83.2	17.3	35.9	53.3	7.4	40.8	3401	30916	39.2	19.1	7.6	98	84.8	16.3	33.2	54.1	7.9	41.2	3516	26794							
RUPP XRJ99-70	99	P500	1,2,3,4	CONV	41.2	22.5	9.2	95	82.9	17.9	35.3	51.2	7.8	39.7	3340	30926	36.8	22.1	8.1	100	83.2	19.8	37.0	51.2	8.0	33.6	3262	27864							
VIKING O 79-00	100	CONV	1,2,4	CONV	43.6	20.2	8.7	94	82.2	18.4	36.6	53.0	7.2	42.1	3336	29494	36.4	21.2	7.7	96	82.8	19.6	36.8	52.9	7.3	40.0	3367	27401							
VIKING 51-04GS	104	C250	CONV	CONV	43.1	23.5	10.1	94	84.1	15.5	33.1	53.1	7.6	44.2	3476	35606	38.6	22.4	8.8	98	85.1	14.8	31.7	52.9	8.0	43.3	3547	31330							
AVERAGE					42.2	22.5	9.4	94	82.8	18.0	36.4	52.9	7.6	40.8	3369	31691	38.4	22.5	8.3	98	83.9	16.8	34.4	53.2	7.9	41.1	3446	28674							
HIGHEST					51.1	26.1	10.3	97	85.0	23.4	44.9	56.2	8.5	44.9	3531	35606	51.1	27.0	10.7	103	85.3	23.5	45.7	57.4	9.0	46.7	3552	37551							
LOWEST					37.3	14.2	7.3	88	78.8	15.5	33.1	49.8	7.0	30.6	3059	24531	32.7	15.8	6.2	89	79.9	14.0	29.8	48.9	7.3	26.4	3111	20913							
CV (%)					6.9	8.7	9.3	4	2.6	12.6	9.9	4.7	5.9	10.1	4	10	6.2	7.2	9.2	3	1.9	7.6	7.1	3.4	4.9	7.0	3	8							
LSD (5%)					2.0	1.3	0.6	2	1.5	1.5	2.4	1.7	0.3	2.8	100	2085	2.8	1.8	0.9	3	1.9	1.5	2.9	2.1	0.5	3.4	133	2616							

2018		Ingham - Late										Ottawa - Late															
BRAND /HYBRID	RM	TRT	TRAIT	YIELD			% QUALITY			MILK 2006 MK/T	MK/IA	YIELD			% QUALITY			MILK 2006 MK/T	MK/IA								
				%DM	GT/A	DT/A	%STD	IVD	ADF			NDF	NDFFD	CP	STR	%DM	GT/A			DT/A	%STD	IVD	ADF	NDF	NDFFD	CP	STR
AGRIGOLD A638-94STX	108	P500	1,2,3,4	44.4	20.9	9.1	96	84.0	16.4	34.3	56.6	6.8	44.4	3479	31764	37.7	26.7	10.1	85	82.6	19.1	36.3	52.2	8.0	43.0	3349	31858
AGRIGOLD A639-40VT2RIB	109	P500	1,2	45.0	22.2	10.0	97	83.4	19.3	37.5	55.8	6.6	39.2	3419	32198	39.0	30.3	11.8	**	83.7	16.4	33.8	51.8	8.1	44.3	3435	40534
BECK 5829A4	108		1,2,3,4,6	45.7	24.2	11.1	* 92	85.8	16.5	34.6	58.9	6.8	42.5	3581	39695	34.2	32.5	11.1	*	81.5	22.2	42.2	53.9	7.3	35.7	3224	35814
CROPLAN 4791AS3111GT	106	ACC	1,2,3,4,6	40.8	23.2	9.5	97	82.6	21.6	42.6	58.9	6.2	34.4	3282	29742	36.4	32.1	11.6	*	82.4	18.8	40.3	54.0	7.1	38.3	3299	38334
DAIRYLAND SEED HIF-3605RA	105	C500	1,2,3,4,6	44.3	23.4	10.3	92	83.1	18.1	35.6	52.5	7.1	42.2	3411	35218	34.5	29.5	10.5	97	79.3	21.6	39.9	48.2	8.1	35.5	3115	32563
DAIRYLAND SEED EXP-10617	106		1,2,3,4	46.2	23.4	10.9	99	84.0	15.1	32.0	51.6	7.8	43.5	3431	40073	34.6	31.4	10.9	93	82.5	18.2	36.1	51.5	8.7	41.5	3343	36266
DAIRYLAND SEED RPM-562XRR	106		1,2,4	45.3	22.1	10.0	94	85.7	15.8	33.4	57.2	7.0	44.0	3585	35875	35.1	30.8	10.8	90	82.5	19.0	37.3	53.1	7.7	41.0	3334	36014
DAIRYLAND SEED HIF-3407RA	107	C500	1,2,3,4,6	40.0	24.5	9.8	100	78.7	22.4	42.7	52.7	6.0	33.7	3103	30442	33.3	31.3	10.5	90	78.5	23.2	42.1	48.9	7.4	35.7	3067	31942
DAIRYLAND SEED HIF-3808RA	108	C500	1,2,3,4,6	43.6	25.3	11.0	* 96	84.0	19.9	38.7	56.7	6.8	38.1	3437	37855	32.2	33.4	10.7	95	77.7	22.3	43.2	50.9	7.8	34.8	3000	33857
DAIRYLAND SEED RPM-4816AM	108		1,2,4	45.9	21.5	9.9	96	86.3	14.5	31.9	59.2	7.8	44.1	3585	37695	34.4	31.7	10.9	93	82.9	16.7	37.6	52.9	8.6	39.6	3347	34623
DAIRYLAND SEED DS-7909PE	109	C500	1,2,4,6	45.8	23.1	10.6	99	82.0	18.3	40.6	53.6	6.4	40.6	3308	35116	37.4	30.3	11.3	*	81.5	18.9	37.5	50.6	7.4	40.4	3274	36992
DAIRYLAND SEED EXP-11016	110		1,2,4	50.0	22.1	11.0	* 99	86.2	15.4	31.4	56.0	7.6	46.8	3631	39906	31.4	32.3	10.1	90	81.6	19.0	37.3	53.1	8.6	39.5	3275	31664
DAIRYLAND SEED HIF-3211RA	111	C500	1,2,3,4,6	41.8	26.2	10.9	97	83.9	17.4	35.4	54.5	7.0	41.6	3463	37649	33.0	32.9	10.8	89	80.7	19.2	39.1	50.5	7.8	39.1	3209	34512
DYNAGRO D47SS29	107	P500	1,2,3,4	47.6	21.4	10.0	96	83.5	17.0	36.8	55.0	6.7	40.3	3426	34177	36.4	28.1	10.2	90	80.8	18.8	36.9	49.1	8.0	41.9	3235	33032
GOLDEN HARVEST G08M20-3010	108	C500	1,2,4	47.5	22.2	10.8	95	85.7	13.9	32.6	56.1	7.3	46.2	3592	38925	36.4	32.3	11.6	*	81.9	17.5	36.9	50.9	7.9	42.1	3299	38193
GOLDEN HARVEST G09A86-3110	109	C500	1,2,4,6	45.6	23.0	10.5	103	84.4	16.6	36.1	56.9	7.4	41.8	3485	36402	35.1	28.3	9.9	91	80.8	18.8	39.2	51.3	8.2	39.3	3216	30154
GOLDEN HARVEST G09Y24-3220A	109	C500	1,2,3,4	42.1	22.6	9.5	97	82.2	19.0	40.8	56.6	6.8	34.1	3278	29506	33.2	30.2	10.0	84	80.6	20.0	39.5	52.8	8.1	38.5	3199	30453
GOLDEN HARVEST G10T63-3120	110	C500	1,2,4	44.1	26.9	11.9	** 98	83.6	17.2	36.1	54.4	7.2	41.8	3435	40860	32.8	31.5	10.3	89	78.4	21.3	41.0	49.2	8.2	36.6	3060	30300
KingFisher 58C80	108	CONV		48.5	23.1	11.2	* 97	86.0	15.7	33.2	57.8	7.4	44.8	3604	40187	30.4	30.0	9.3	88	79.8	23.0	42.0	51.9	8.2	32.2	3104	28760
LEGACY SEEDS L-6838 3010	108	C250	1,2,3,4	46.7	20.3	9.5	96	83.1	16.6	36.8	53.9	7.1	41.1	3401	32257	38.1	29.4	11.2	*	82.4	17.8	36.3	51.6	8.0	42.8	3336	37246
LEGACY SEEDS L-6837 3111	109	C250	1,2,3,4,6	45.2	22.8	10.3	96	84.1	15.2	35.0	54.7	7.7	42.9	3475	34146	36.7	29.0	10.6	94	81.1	19.1	38.5	50.9	8.3	40.1	3238	34413
LG SEEDS LG5525VT2RIB	105	P500	1,2,3	48.7	22.7	11.2	* 95	83.8	16.6	34.4	56.5	7.2	43.8	3459	38660	42.6	23.3	10.0	94	83.5	17.7	36.4	51.9	7.5	42.4	3397	32020
LG SEEDS LG57C28VT2PRO	107	P500	1,2,3	44.3	22.7	9.7	101	81.0	19.5	39.5	53.4	6.7	38.3	3259	31535	37.4	29.2	10.9	95	80.3	19.4	38.0	48.3	7.5	40.9	3201	36456
LG SEEDS LG58C77VT2PRO	107	P500	1,2,3	41.9	22.2	9.3	94	83.1	17.9	36.5	55.3	7.3	40.3	3402	31597	35.3	31.0	10.9	93	80.0	19.2	37.2	49.0	7.9	37.3	3143	36487
LG SEEDS LG5855STXRIB	108	P500	1,2,3,4	38.6	25.8	10.1	99	83.3	15.3	33.9	52.2	6.7	41.3	3342	32836	35.9	29.9	10.7	84	83.0	17.8	37.3	54.2	7.5	40.0	3360	35937
M&W SEEDS 44R35	105	P250	1,2	48.3	21.3	10.3	96	84.4	18.5	36.3	55.3	7.3	40.9	3482	35874	40.2	26.9	10.8	90	83.4	16.9	35.0	52.6	8.2	43.3	3405	36772
M&W SEEDS 44D81	108	P250	1,2	45.7	24.0	11.0	* 99	84.6	14.2	33.3	53.5	7.3	44.4	3519	38643	37.3	29.1	10.9	90	82.4	16.4	35.4	50.3	7.9	43.5	3347	36367
MASTERS CHOICE MCT-5663	106	C250	1,2,3,4	42.1	21.3	9.2	88	82.0	18.8	37.9	55.1	6.6	38.6	3331	30682	34.4	29.0	10.0	93	81.8	20.2	38.9	53.3	7.9	39.0	3276	34078
RENK RK717SSTX	105	C500	1,2,3,4	48.4	20.9	10.1	96	83.2	17.5	36.2	53.6	7.1	42.0	3416	34582	40.2	27.1	10.9	85	80.1	20.9	40.1	50.2	7.7	38.7	3165	34499
RENK RK710DGV2P	106	C250	1,2	42.7	22.9	9.8	99	81.5	20.3	40.0	53.8	6.5	37.5	3286	32194	37.1	30.1	11.2	*	79.9	21.9	41.9	51.9	7.4	37.0	3138	35160
RENK RK737SSTX	106	C500	1,2,3,4	44.7	19.3	8.7	92	83.0	18.4	37.9	55.2	6.6	38.7	3391	29501	38.8	28.3	10.9	92	82.8	18.0	36.9	51.7	7.7	43.4	3353	36635
RENK RK859DGV2P	109	C250	1,2	41.8	23.6	9.9	95	83.6	17.5	36.3	53.1	7.3	41.2	3436	33917	33.1	29.2	9.7	92	80.4	20.7	39.8	50.6	7.9	39.0	3184	30829
RENK RK842SSTX	112	C500	1,2,3,4	39.8	24.5	9.8	98	83.0	18.7	38.7	55.9	7.2	38.4	3378	33058	35.3	30.9	10.9	84	81.6	18.3	37.6	51.1	8.4	40.6	3274	35713
SEED CONSULTANTS SC 10AGT59™	105	C250	1,2,4	50.0	20.2	10.3	96	85.3	14.6	33.3	55.8	7.7	44.5	3560	36587	40.0	27.4	11.0	*	83.3	15.7	33.4	53.4	8.6	43.7	3408	40110
SEED CONSULTANTS SCS 1087YHR	108	C250	1,2,4	42.1	26.8	11.3	* 98	85.3	14.2	34.0	56.5	6.9	44.7	3555	42481	32.7	33.4	10.9	93	81.3	19.3	37.3	52.5	7.6	40.1	3263	34399
SEED CONSULTANTS SCS 1125YHR	112	C250	1,2,4	39.1	26.2	10.4	99	84.8	16.3	34.2	55.4	7.5	43.1	3520	36694	31.8	32.4	10.3	87	81.1	19.5	37.8	50.1	8.4	38.9	3246	31923
AVERAGE				44.6	23.0	10.2	97	83.7	17.2	36.1	55.3	7.0	41.3	3437	35237	35.7	30.0	10.7	91	81.3	19.2	38.2	51.4	7.9	39.7	3253	34580
HIGHEST				50.0	26.9	11.9	103	86.3	22.4	42.7	59.2	7.8	46.8	3631	42481	42.6	33.4	11.8	97	83.7	23.2	43.2	54.2	8.7	44.3	3435	40534
LOWEST				38.6	19.3	8.7	88	78.7	13.9	31.4	51.6	6.0	33.7	3103	29501	30.4	23.3	9.3	84	77.7	15.7	33.4	48.2	7.1	32.2	3000	28760
CV (%)				5.8	6.0	7.6	3	2.0	7.9	7.9	4.5	5.6	8.7	4	7	5.2	5.3	6.4	6	2.1	8.9	6.7	2.9	4.9	8.2	4	7
LSD (5%)				3.0	1.6	0.9	4	2.0	1.6	3.4	2.9	0.5	4.2	148	2783	2.2	1.9	0.8	6	2.0	2.0	3.0	1.7	0.5	3.8	140	2738

TABLE 7E - Continued from page 37.

HURON, INGHAM & OTTAWA COUNTY SILAGE TRIALS - EARLY (104 Day and Earlier)

ZONE 2 - 3

2 Year Averages 2018 - 2017		Early - TRIAL AVERAGE												Huron - Early															
BRAND / HYBRID	RM	TRT	TRAIT	YIELD				% QUALITY				MILK 2006				YIELD				% QUALITY				MILK 2006					
				%DM	GT/A	DT/A	%STD	IVD	ADF	NDF	NDFD	CP	STR	MK/T	MK/A	%DM	GT/A	DT/A	%STD	IVD	ADF	NDF	NDFD	CP	STR	MK/T	MK/A		
CROPLAN 4099SS/RIB	99	ACC	1,2,3,4	42.2	23.8	10.0	**	97	82.3	18.4	36.8	51.5	7.1	40.6	3319	33012	40.9	21.2	8.5	**	98	82.7	18.3	36.1	52.1	6.8	40.7	3366	29532
CROPLAN 4188SS	104	ACC	1,2,3,4	43.9	22.6	9.8	*	97	82.7	17.8	35.5	49.9	7.4	43.4	3363	33056	43.0	19.8	8.5	*	98	83.7	16.6	34.2	51.3	7.0	44.1	3440	30656
DAIRYLAND SEED HIDF-3197RA	97	C500	1,2,3,4,6	45.6	19.9	9.0	96	82.5	18.5	36.9	52.5	7.6	41.5	3339	30321	46.6	17.5	8.1	99	84.1	17.6	34.8	55.0	7.3	41.8	3459	28616		
DAIRYLAND SEED HIDF-3099RA	99	C500	1,2,3,4,6	42.6	22.7	9.6	*	97	81.6	18.1	36.8	49.9	7.7	40.5	3283	31148	43.3	20.5	8.8	*	98	83.2	17.1	34.5	51.1	7.6	41.9	3408	30026
DAIRYLAND SEED EXP-10207	102		1,2,4	42.3	23.6	9.9	*	94	83.1	16.9	33.2	50.5	7.6	43.2	3420	33222	43.2	20.8	9.0	**	96	84.2	15.4	32.3	51.0	7.3	45.1	3484	30557
DAIRYLAND SEED HIDF-3702-9	102	C500	1,2,3,4,6	37.9	24.8	9.3	97	83.0	18.8	36.1	52.9	7.1	41.2	3356	32154	37.7	21.4	7.8	99	84.4	17.4	34.1	54.9	6.8	42.5	3484	27205		
DAIRYLAND SEED RPM-4318AM	104		1,2,4	40.0	24.7	9.8	*	96	83.0	18.0	34.4	50.6	7.1	43.0	3387	33194	40.8	21.5	8.7	*	99	84.7	16.6	32.8	52.6	6.8	45.2	3515	31164
DYNAGRO D39DC43	99	P500	1,2	45.5	21.5	9.7	*	98	83.8	17.3	34.4	53.1	7.0	44.1	3428	33548	46.1	18.7	8.5	*	98	85.2	15.0	30.8	53.0	6.9	45.4	3534	30105
MASTERS CHOICE MCT-5371	103	C250	1	41.5	22.4	9.2	95	82.4	17.2	34.9	50.7	6.9	41.0	3339	31653	41.1	19.0	7.7	99	84.0	16.1	32.3	52.1	6.7	42.3	3447	26360		
RENK RK724RR	102	C250	1	41.5	23.0	9.5	94	82.6	17.9	35.7	52.6	7.0	40.0	3365	31845	42.4	21.6	9.1	**	95	83.8	16.2	33.5	53.3	6.8	42.0	3442	31279	
RENK RK642SSTX	103	C500	1,2,3,4	41.5	24.3	9.9	*	96	83.2	17.1	34.9	51.7	7.1	41.8	3399	33660	42.6	19.5	8.4	99	83.5	17.2	34.3	52.0	6.8	41.9	3433	28756	
AVERAGE				42.2	23.0	9.6	96	82.7	17.8	35.4	51.4	7.2	41.8	3363	32438	42.5	20.1	8.5	98	84.0	16.7	33.6	52.6	7.0	43.0	3456	29478		
HIGHEST				45.6	24.8	10.0	98	83.8	18.8	36.9	53.1	7.7	44.1	3428	33660	46.6	21.6	9.1	99	85.2	18.3	36.1	55.0	7.6	45.4	3534	31279		
LOWEST				37.9	19.9	9.0	94	81.6	16.9	33.2	49.9	6.9	40.0	3283	30321	37.7	17.5	7.7	95	82.7	15.0	30.8	51.0	6.7	40.7	3366	26360		
CV (%)				6.7	7.9	8.9	4	2.9	11.8	9.4	7.0	5.6	9.2	5	9		6.0	6.9	8.9	3	2.3	10.3	8.6	4.1	4.9	8.2	4	7	
LSD (5%)				1.4	0.8	0.4	2	1.1	1.0	1.6	1.7	0.2	1.8	73	1293		2.0	1.2	0.6	2	1.6	1.4	2.4	1.8	0.3	2.8	108	1783	

2 Year Averages 2018 - 2017		Ingham - Early												Ottawa - Early															
BRAND / HYBRID	RM	TRT	TRAIT	YIELD				% QUALITY				MILK 2006				YIELD				% QUALITY				MILK 2006					
				%DM	GT/A	DT/A	%STD	IVD	ADF	NDF	NDFD	CP	STR	MK/T	MK/A	%DM	GT/A	DT/A	%STD	IVD	ADF	NDF	NDFD	CP	STR	MK/T	MK/A		
CROPLAN 4099SS/RIB	99	ACC	1,2,3,4	46.4	22.8	10.4	**	98	82.4	16.2	35.1	50.1	7.1	43.4	3353	33864	39.4	27.5	11.0	94	81.9	20.8	39.2	52.2	7.4	37.6	3238	35641	
CROPLAN 4188SS	104	ACC	1,2,3,4	46.4	19.7	9.1	97	82.2	20.3	38.6	50.6	7.2	41.7	3300	30229	42.1	28.4	11.8	**	95	82.3	16.6	33.8	47.7	7.9	44.2	3348	38285	
DAIRYLAND SEED HIDF-3197RA	97	C500	1,2,3,4,6	47.9	18.5	8.8	97	81.9	19.6	38.4	52.0	7.3	40.6	3291	29103	42.4	23.7	10.1	91	81.5	18.3	37.3	50.3	8.1	42.0	3268	33246		
DAIRYLAND SEED HIDF-3099RA	99	C500	1,2,3,4,6	41.8	21.8	9.1	98	81.4	17.3	37.2	49.6	7.6	39.8	3269	29555	42.8	25.8	10.9	95	80.1	20.1	38.8	48.9	7.8	39.7	3171	33855		
DAIRYLAND SEED EXP-10207	102		1,2,4	42.6	21.5	9.1	95	82.1	18.1	33.4	50.9	7.5	40.8	3388	30224	41.2	28.5	11.7	*	90	83.0	17.2	33.9	49.7	7.9	43.9	3387	38884	
DAIRYLAND SEED HIDF-3702-9	102	C500	1,2,3,4,6	39.3	22.9	9.0	97	82.4	19.4	36.8	51.1	7.0	40.5	3266	30905	36.6	30.1	11.0	90	82.4	19.7	37.3	52.7	7.5	40.7	3319	38352		
DAIRYLAND SEED RPM-4318AM	104		1,2,4	41.4	22.8	9.5	99	82.4	19.1	34.9	50.7	7.2	40.7	3340	31017	37.9	29.9	11.3	*	92	81.8	18.2	35.4	48.6	7.4	43.1	3307	37401	
DYNAGRO D39DC43	99	P500	1,2	45.8	20.2	9.2	99	82.9	18.9	36.1	53.2	6.6	43.4	3371	32068	44.6	25.8	11.4	*	96	83.3	17.9	36.4	53.0	7.3	43.6	3379	38471	
MASTERS CHOICE MCT-5371	103	C250	1	42.1	21.3	8.8	95	82.2	15.8	33.8	49.6	6.7	43.0	3349	31741	41.3	26.8	11.1	*	95	80.9	19.8	38.7	50.4	7.2	37.6	3221	36858	
RENK RK724RR	102	C250	1	42.6	20.5	8.7	95	82.4	17.1	36.0	53.0	6.8	40.8	3344	29052	39.6	26.9	10.7	93	81.7	20.3	37.6	51.5	7.2	37.1	3309	35204		
RENK RK642SSTX	103	C500	1,2,3,4	43.6	23.0	9.9	*	96	84.1	16.7	34.4	53.7	7.1	42.3	3463	34207	38.2	30.4	11.5	*	93	81.8	17.5	35.9	49.3	7.3	41.1	3301	38016
AVERAGE				43.6	21.4	9.2	97	82.4	18.0	35.9	51.3	7.1	41.5	3339	31088	40.6	27.6	11.1	94	81.9	18.8	36.8	50.4	7.5	41.0	3295	36747		
HIGHEST				47.9	23.0	10.4	99	84.1	20.3	38.6	53.7	7.6	43.4	3463	34207	44.6	30.4	11.8	96	83.3	20.8	39.2	53.0	8.1	44.2	3387	38884		
LOWEST				39.3	18.5	8.7	95	81.4	15.8	33.4	49.6	6.6	39.8	3266	29052	36.6	23.7	10.1	90	80.1	16.6	33.8	47.7	7.2	37.1	3171	33246		
CV (%)				5.6	7.4	7.9	4	3.2	9.3	8.4	9.2	5.9	8.1	5	7		7.2	6.8	8.0	4	2.8	9.5	8.3	5.9	5.2	7.8	5	7	
LSD (5%)				2.1	1.3	0.6	3	2.2	1.4	2.5	4.0	0.4	2.8	129	1991		2.4	1.5	0.7	3	1.9	1.5	2.6	2.5	0.3	2.6	122	2032	

** Highest Yielding Hybrid
* Not Significantly Different from Highest Yielding Hybrid

2 Year Averages 2018 - 2017		Late - TRIAL AVERAGE										Huron - Late															
BRAND /HYBRID	RM TRT TRAIT	%DM	GT/A	DT/A	%STD	IVD	ADF	NDF	NDFFD	CP	STR	MILK 2006	MK/T	MK/A	%DM	GT/A	DT/A	%STD	IVD	ADF	NDF	NDFFD	CP	STR	MILK 2006	MK/T	MK/A
BECK 5829A4	108 1,2,3,4,6	39.9	26.4	10.4	97	83.2	18.9	37.1	54.4	7.0	39.4	3383	34920	41.1	22.0	9.0	95	84.5	17.9	35.4	56.1	6.8	40.2	3488	31445		
CROPLAN 4791AS311GT	106 ACC 1,2,3,4,6	39.5	24.4	9.6	98	83.9	18.7	37.7	56.9	6.8	38.2	3402	32221	40.3	20.3	8.2	99	85.3	17.8	36.5	59.6	6.8	37.2	3483	28590		
DAIRYLAND SEED HIDF-3605RA	105 C500 1,2,3,4,6	39.4	23.8	9.3	96	79.9	20.5	39.0	48.6	7.3	36.4	3185	29771	40.4	20.1	8.2	97	80.9	21.0	40.9	53.2	7.0	33.8	3230	27044		
DAIRYLAND SEED EXP-10617	106 1,2,3,4	39.3	25.8	9.9	96	82.8	18.4	35.7	52.5	7.8	38.9	3336	33217	41.0	20.8	8.4	95	83.4	19.5	36.5	54.4	7.2	37.9	3388	27748		
DAIRYLAND SEED HIDF-3407RA	107 C500 1,2,3,4,6	37.0	26.0	9.5	98	80.7	20.4	39.2	51.9	6.7	36.1	3201	30393	38.5	21.6	8.3	99	82.7	18.6	37.0	54.7	6.6	38.5	3369	27794		
DAIRYLAND SEED HIDF-3808RA	108 C500 1,2,3,4,6	36.2	27.6	9.9	98	81.3	21.0	39.5	53.6	6.9	35.5	3230	32903	36.7	22.8	8.5	99	82.9	19.3	37.2	55.9	6.6	35.5	3338	29151		
DAIRYLAND SEED RPM-4816AM	108 1,2,4	38.1	25.9	9.7	98	83.8	17.7	35.5	55.0	7.7	40.6	3423	33335	38.3	23.1	8.7	101	84.2	18.8	36.2	56.2	7.2	39.8	3459	30958		
DAIRYLAND SEED EXP-11016	110 1,2,4	38.1	25.8	9.6	98	83.7	17.1	34.6	53.3	7.8	41.3	3431	32890	38.7	21.9	8.4	99	84.8	17.3	35.0	56.6	7.4	39.7	3507	29495		
GOLDEN HARVEST G09Y24-3220A	109 C500 1,2,3,4	36.5	25.3	9.3	97	81.7	19.0	37.6	53.5	7.1	36.9	3280	30269	38.4	21.0	8.0	99	83.6	18.2	35.4	56.0	6.8	36.8	3413	27641		
RENK RK842SSTX	112 C500 1,2,3,4	37.2	26.5	9.7	96	82.1	19.4	38.4	53.1	7.4	37.8	3307	32169	39.3	22.0	8.6	97	83.1	18.6	37.2	54.6	7.1	38.8	3390	29771		
SEED CONSULTANTS SCS 1125YHR	112 C250 1,2,4	35.9	26.5	9.3	97	82.1	17.8	35.8	50.0	7.6	39.9	3330	30744	37.4	21.1	7.8	98	83.8	18.4	36.5	55.7	7.2	37.5	3439	27363		
AVERAGE		37.9	25.8	9.7	97	82.3	19.0	37.3	53.0	7.3	38.3	3319	32069	39.1	21.5	8.4	98	83.6	18.7	36.7	55.7	7.0	37.8	3410	28837		
HIGHEST		39.9	27.6	10.4	98	83.9	21.0	39.5	56.9	7.8	41.3	3431	34920	41.1	23.1	9.0	101	85.3	21.0	40.9	59.6	7.4	40.2	3507	31445		
LOWEST		35.9	23.8	9.3	96	79.9	17.1	34.6	48.6	6.7	35.5	3185	29771	36.7	20.1	7.8	95	80.9	17.3	35.0	53.2	6.6	33.8	3230	27044		
CV (%)		6.1	6.5	8.0	4	2.7	10.0	7.8	7.3	5.2	9.3	4	7	5.8	6.7	9.1	3	2.3	9.2	8.1	5.7	5.2	8.1	4	7		
LSD (5%)		1.1	0.8	0.4	2	1.0	0.9	1.4	1.8	0.2	1.7	68	1036	1.9	1.2	0.6	3	1.6	1.4	2.4	2.6	0.3	2.6	109	1750		

2 Year Averages 2018 - 2017		Ingham - Late										Ottawa - Late															
BRAND /HYBRID	RM TRT TRAIT	%DM	GT/A	DT/A	%STD	IVD	ADF	NDF	NDFFD	CP	STR	MILK 2006	MK/T	MK/A	%DM	GT/A	DT/A	%STD	IVD	ADF	NDF	NDFFD	CP	STR	MILK 2006	MK/T	MK/A
BECK 5829A4	108 1,2,3,4,6	41.4	25.6	10.5	96	84.8	17.5	35.2	56.6	6.9	41.0	3503	36669	37.3	31.8	11.6	98	80.3	21.4	40.6	50.4	7.2	36.9	3158	36647		
CROPLAN 4791AS311GT	106 ACC 1,2,3,4,6	39.0	24.4	9.4	98	83.9	19.8	38.2	57.7	6.5	37.5	3406	31114	39.4	28.6	11.2	96	82.6	18.4	38.4	53.5	7.2	39.9	3316	36960		
DAIRYLAND SEED HIDF-3605RA	105 C500 1,2,3,4,6	40.2	22.4	9.1	95	79.6	19.0	36.0	45.6	7.0	39.7	3232	29317	37.6	29.0	10.7	97	79.2	21.6	40.2	47.0	7.9	35.7	3094	32951		
DAIRYLAND SEED EXP-10617	106 1,2,3,4	42.5	22.8	9.9	97	83.1	17.4	35.0	52.3	7.7	40.0	3369	34541	34.5	34.0	11.5	96	82.0	18.3	35.6	50.8	8.4	38.9	3252	37361		
DAIRYLAND SEED HIDF-3407RA	107 C500 1,2,3,4,6	36.9	25.3	9.3	100	80.8	20.4	39.3	52.5	6.4	34.5	3172	29494	35.5	31.0	11.4	95	78.7	22.2	41.4	48.4	7.1	35.3	3061	33665		
DAIRYLAND SEED HIDF-3808RA	108 C500 1,2,3,4,6	38.1	26.3	9.9	97	82.8	20.6	39.2	55.2	6.8	35.1	3322	33105	33.9	33.7	11.4	97	78.3	23.1	42.1	49.7	7.4	35.9	3031	36454		
DAIRYLAND SEED RPM-4816AM	108 1,2,4	41.0	21.6	8.8	97	84.6	16.8	34.6	56.8	7.8	40.7	3471	31948	34.9	33.0	11.4	96	82.6	17.7	35.5	52.1	8.2	41.4	3339	37098		
DAIRYLAND SEED EXP-11016	110 1,2,4	43.0	21.9	9.4	100	83.9	16.4	33.4	52.1	7.7	42.9	3463	33244	32.8	33.7	11.0	95	82.3	17.6	35.4	51.2	8.4	41.2	3322	35930		
GOLDEN HARVEST G09Y24-3220A	109 C500 1,2,3,4	36.1	24.3	9.1	99	80.9	19.0	39.1	52.3	6.9	35.3	3215	29527	35.1	30.5	10.7	92	80.8	19.7	38.4	52.1	7.5	38.6	3212	33640		
RENK RK842SSTX	112 C500 1,2,3,4	37.6	24.4	9.2	99	82.9	18.7	38.0	54.8	7.2	37.8	3364	31010	34.8	33.2	11.2	92	80.4	20.9	40.1	49.8	8.0	36.7	3167	35519		
SEED CONSULTANTS SCS 1125YHR	112 C250 1,2,4	38.5	23.9	9.2	98	82.1	16.6	34.1	47.7	7.3	42.6	3349	31659	31.8	34.4	11.0	93	80.5	18.3	36.7	46.5	8.2	39.8	3203	33209		
AVERAGE		39.5	23.9	9.4	98	82.7	18.4	36.6	53.1	7.1	38.8	3351	31966	35.2	32.1	11.2	95	80.7	19.9	38.6	50.1	7.8	38.2	3196	35403		
HIGHEST		43.0	26.3	10.5	100	84.8	20.6	39.3	57.7	7.8	42.9	3503	36669	39.4	34.4	11.6	98	82.6	23.1	42.1	53.5	8.4	41.4	3339	37361		
LOWEST		36.1	21.6	8.8	95	79.6	16.4	33.4	45.6	6.4	34.5	3172	29317	31.8	28.6	10.7	92	78.3	17.6	35.4	46.5	7.1	35.3	3031	32951		
CV (%)		5.9	6.8	7.5	3	2.8	10.1	7.9	8.7	5.7	10.8	4	7	6.7	5.9	7.1	4	2.7	10.3	7.3	7.1	4.5	8.5	4	7		
LSD (5%)		2.1	1.3	0.6	2	1.9	1.5	2.4	3.9	0.3	3.6	126	1857	2.0	1.5	0.6	3	1.8	1.7	2.3	3.0	0.3	2.8	120	2037		

** Highest Yielding Hybrid
* Not Significantly Different from Highest Yielding Hybrid

TABLE 8E. IOSCO, OSCEOLA & PRESQUE ISLE COUNTY SILAGE TRIALS - EARLY (101 Day and Earlier) ZONE 4

BRAND /HYBRID	RM	TRT	TRAIT	TRIAL AVERAGE										Iosco - Early														
				YIELD					% QUALITY					YIELD					% QUALITY									
				%DM	GT/A	DT/A	%STD	IVD	ADF	NDF	NDFD	CP	STR	MILK	MKA	IVD	ADF	NDF	NDFD	CP	STR	MILK	MKA					
DAIRYLAND SEED	HDF-3188-6	88	C500	1	45.3	17.5	7.8	96	85.4	15.6	34.2	58.3	8.8	41.1	3635	29110	52.6	16.7	8.8	98	85.9	12.6	29.2	57.3	8.1	48.9	3599	34248
DAIRYLAND SEED	HDF-3290-9	90	C500	1,2,3,4	48.5	16.8	8.0	97	83.4	16.7	31.6	53.3	8.5	43.1	3380	28946	59.7	14.5	8.7	97	83.5	14.5	29.2	52.9	7.7	49.9	3450	33208
DAIRYLAND SEED	RPM-3518AM	96	1,2,4	1,2,4	45.3	18.9	8.5	97	84.8	14.8	33.4	54.1	8.4	43.0	3514	30101	51.8	18.6	9.6*	97	85.9	11.9	29.6	53.7	7.9	47.6	3603	34507
DAIRYLAND SEED	RPM-3715AM	96	1,2,4	1,2,4	43.8	21.2	9.3*	96	83.7	17.9	36.9	55.2	8.2	40.5	3416	32496	48.3	21.1	10.2*	97	84.3	17.6	36.5	55.8	7.5	42.7	3443	35127
DAIRYLAND SEED	HDF-3197RA	97	C500	1,2,3,4,6	42.9	21.5	8.8*	97	83.3	18.6	37.1	55.5	8.2	38.2	3378	29880	52.7	18.2	9.6*	98	85.2	14.8	31.5	56.7	7.7	45.1	3516	35480
DAIRYLAND SEED	RPM-499AM	97	1,2,4	1,2,4	43.3	19.5	8.6	96	85.1	14.7	31.9	54.6	8.4	44.5	3547	31373	49.8	19.1	9.7*	96	86.0	13.1	30.3	53.5	7.8	48.2	3602	36599
DYNAGRO D37SS84		97	P500	1,2,3,4	45.6	21.5	9.5**	97	85.6	13.9	32.4	54.7	8.1	43.5	3574	33561	51.6	20.1	10.4**	99	86.9	10.9	27.9	52.9	7.7	51.0	3680	38107
GOLDEN HARVEST	G90Y04-3220A	92	C250	1,2,3,4	39.9	22.8	8.9*	96	83.6	18.0	36.5	55.0	8.8	38.7	3416	30486	47.5	20.5	9.7*	95	84.8	17.0	34.4	55.4	8.4	44.3	3494	33845
GOLDEN HARVEST	G95D32-3220	95	C250	1,2,3,4,6	41.3	22.0	8.9*	99	83.5	16.7	33.7	50.9	8.5	41.7	3432	29958	44.8	20.5	9.2	99	83.0	17.9	34.2	50.4	7.7	42.5	3392	29911
KingFisher 43C40		93	CONV	1,2,3,4,6	41.7	22.0	9.0*	95	83.2	16.0	33.7	50.9	8.7	37.6	3283	29294	48.0	19.9	9.5*	99	82.9	14.9	31.9	48.1	8.5	36.8	3133	28097
LEGACY SEEDS L-3335 3220		93	C250	1,2,4,6	40.6	21.7	8.6	95	83.9	16.0	33.6	52.8	8.6	40.7	3453	29792	46.5	20.6	9.6*	96	84.6	13.8	30.2	51.2	8.5	45.4	3504	33568
LEGACY SEEDS L-3537 3110		95	C250	1,2,4,6	42.3	21.1	8.9*	97	82.9	17.6	36.0	54.3	8.2	39.8	3378	31273	46.8	21.3	10.0*	99	84.6	16.6	33.9	54.6	7.9	43.3	3489	36995
LG SEEDS LG44C27VT2PRO		94	P500	1,2,3	42.9	21.0	9.0*	96	84.4	17.3	32.6	52.4	7.9	42.9	3499	32993	48.5	20.5	9.9*	96	84.2	17.6	30.0	48.4	7.4	46.7	3499	36461
LG SEEDS LG44C34-3110		94	P500	1,2,4,6	43.8	20.4	8.9*	94	84.4	13.6	30.0	49.4	8.1	42.9	3438	31349	46.5	19.7	9.2	94	85.6	10.6	25.8	45.9	8.3	44.5	3452	34705
LG SEEDS LG5465VT2RIB		97	P500	1,2,3	40.8	22.4	9.0*	98	83.9	17.6	37.0	55.8	8.3	39.5	3425	30945	46.0	21.1	9.7*	98	84.8	17.0	35.5	54.7	7.6	44.0	3483	33778
VIKING 71-90GS		90	C250	CONV	45.7	17.4	8.0	94	85.0	17.0	34.6	55.7	8.3	42.0	3518	27536	53.1	16.3	8.6	92	86.8	13.6	29.3	54.8	8.1	49.7	3661	31590
AVERAGE					43.3	20.5	8.8	96	84.1	16.3	33.9	53.9	8.3	41.5	3453	30660	49.5	19.4	9.5	97	85.0	14.5	30.9	52.8	7.9	46.0	3505	34263
HIGHEST					48.5	22.8	9.5	99	85.6	18.6	37.1	58.3	8.8	45.7	3574	33561	59.7	21.3	10.4	99	86.9	17.9	36.5	57.3	8.5	52.1	3680	38107
LOWEST					39.9	16.8	7.8	94	82.9	13.6	30.0	49.4	7.9	37.6	3283	27536	44.8	14.5	8.6	92	82.9	10.6	25.8	45.9	7.4	36.8	3133	28097
CV (%)					6.9	7.6	9.6	3	2.5	8.8	7.3	5.4	6.5	8.4	4	7	6.9	6.1	8.6	2	2.8	8.0	8.2	6.7	4.9	8.9	5	7
LSD (5%)					2.5	1.3	0.7	2	1.7	1.2	2.1	2.4	0.5	2.9	123	1782	4.1	1.4	1.0	2	2.8	1.4	3.0	4.2	0.5	4.9	214	2950

BRAND /HYBRID	RM	TRT	TRAIT	Osceola - Early										Presque Isle - Early														
				YIELD					% QUALITY					YIELD					% QUALITY									
				%DM	GT/A	DT/A	%STD	IVD	ADF	NDF	NDFD	CP	STR	MILK	MKA	%DM	GT/A	DT/A	%STD	IVD	ADF	NDF	NDFD	CP	STR	MILK	MKA	
DAIRYLAND SEED	HDF-3188-6	88	C500	1	37.9	18.3	6.9	94	84.9	18.6	39.2	59.2	9.6	33.3	3471	23973												
DAIRYLAND SEED	HDF-3290-9	90	C500	1,2,3,4	37.3	19.1	7.2	97	83.3	18.9	34.0	53.6	9.3	36.3	3310	24685												
DAIRYLAND SEED	RPM-3518AM	96	1,2,4	1,2,4	38.8	19.2	7.5	96	83.7	17.7	37.2	54.5	8.9	38.3	3424	25694												
DAIRYLAND SEED	RPM-3519AM	96	1,2,4	1,2,4	39.3	21.2	8.5*	96	83.1	18.1	37.3	54.6	8.8	38.4	3389	29864												
DAIRYLAND SEED	RPM-3715AM	96	1,2,4	1,2,4	38.7	21.3	8.2*	92	83.5	17.3	34.6	54.5	8.9	39.4	3434	28197												
DAIRYLAND SEED	HDF-3197RA	97	C500	1,2,3,4,6	33.2	24.8	8.1*	97	81.4	22.4	42.7	54.3	8.7	31.4	3240	24279												
DAIRYLAND SEED	RPM-499AM	97	1,2,4	1,2,4	36.8	19.5	7.5	96	84.3	16.4	33.6	55.8	9.0	40.9	3492	26147												
DYNAGRO D37SS84		97	P500	1,2,3,4	39.6	22.9	8.7**	95	84.4	16.9	36.8	56.5	8.5	36.0	3468	29016												
GOLDEN HARVEST	G90Y04-3220A	92	C250	1,2,3,4	32.3	25.2	8.1*	97	82.5	19.0	38.7	54.7	9.2	33.2	3338	27127												
GOLDEN HARVEST	G95D32-3220	95	C250	1,2,3,4,6	37.8	23.6	8.7**	99	84.0	15.6	33.1	51.5	9.3	40.9	3472	30006												
KingFisher 43C40		93	CONV	1,2,3,4,6	35.4	24.1	8.5*	92	83.6	17.1	35.5	53.7	8.9	38.4	3433	30490												
LEGACY SEEDS L-3335 3220		93	C250	1,2,4,6	34.7	22.7	7.7*	95	83.2	18.2	36.9	54.5	8.7	36.0	3401	26016												
LEGACY SEEDS L-3537 3110		95	C250	1,2,4,6	37.9	20.8	7.8*	95	81.1	18.5	38.1	53.9	8.5	36.2	3266	25550												
LG SEEDS LG44C27VT2PRO		94	P500	1,2,3	37.3	21.6	8.0*	95	84.7	17.0	35.2	56.4	8.3	39.2	3500	29525												
LG SEEDS LG44C34-3110		94	P500	1,2,4,6	41.1	21.1	8.6*	95	83.2	16.7	34.2	53.0	7.9	41.3	3424	27992												
LG SEEDS LG5465VT2RIB		97	P500	1,2,3	35.6	23.6	8.4*	98	82.9	18.3	38.5	56.8	9.0	34.9	3367	28111												
VIKING 71-90GS		90	C250	CONV	38.3	18.6	7.3	97	83.3	20.3	40.0	56.7	8.5	34.3	3375	23482												
AVERAGE					37.2	21.6	8.0	96	83.3	18.0	36.8	54.9	8.8	37.0	3400	27068												
HIGHEST					41.1	25.2	8.7	99	84.9	22.4	42.7	59.2	9.6	41.3	3500	30490												
LOWEST					32.3	18.3	6.9	92	81.1	15.6	33.1	51.5	7.9	31.4	3240	23482												
CV (%)					6.5	9.0	10.7	4	2.1	8.8	6.3	3.4	7.7	7.0	3	7	6.5	6.1	8.6	2	2.8	8.0	8.2	6.7	4.9	8.9	5	7
LSD (5%)					2.9	2.3	1.0	4	2.0	1.9	2.8	2.2	0.8	3.1	128	2316	4.1	1.4	1.0	2	2.8	1.4	3.0	4.2	0.5	4.9	214	2950

** Highest Yielding Hybrid
* Not Significantly Different from Highest Yielding Hybrid

TABLE 6L - Continued from page 33. BRANCH, LENAWEE & WOOD (OHIO) COUNTY SILAGE TRIALS - EARLY (110 Day and Earlier) ZONE 1

2 Year Averages 2018 - 2017		Early - TRIAL AVERAGE										Branch - Early															
BRAND /HYBRID	RM	TRT	TRAIT	YIELD			% QUALITY			MILK 2006 MK/T	MK/IA	YIELD			% QUALITY			MILK 2006 MK/T	MK/IA								
				%DM	GT/A	DT/A	%STD	IVD	ADF			NDF	NDFFD	CP	STR	%DM	GT/A			DT/A	%STD	IVD	ADF	NDF	NDFFD	CP	STR
BECK 6082AM™	110		1,2,4	40.0	26.6	10.6**	96	82.6	19.5	38.4	54.7	6.8	40.9	3328	34930	40.4	26.7	10.8*	96	83.0	18.6	37.5	54.5	7.3	42.5	3360	36184
DAIRYLAND SEED HIDF-3605RA	105	C500	1,2,3,4,6	42.5	22.3	9.2	95	79.9	20.9	38.3	46.6	7.0	39.3	3235	29052	43.3	21.2	8.7	93	79.4	20.5	38.3	44.5	7.4	39.1	3266	27720
DAIRYLAND SEED HIDF-3407RA	107	C500	1,2,3,4,6	41.3	23.3	9.6	97	80.5	21.3	40.3	51.1	6.5	37.5	3184	30582	43.1	22.9	9.8	96	80.6	20.0	40.2	50.7	6.7	39.2	3200	31378
DAIRYLAND SEED HIDF-3808RA	108	C500	1,2,3,4,6	38.1	26.6	10.1	99	79.6	23.3	42.4	50.9	6.6	34.8	3109	32472	39.8	27.0	10.7*	99	81.4	19.7	38.5	51.6	7.2	38.0	3248	35491
DAIRYLAND SEED DS-9713RA	110	C500	1,2,3,4,6	37.8	25.5	9.6	98	80.6	19.4	38.5	49.7	6.6	39.1	3215	31117	38.2	26.5	10.2	97	80.9	18.9	37.2	48.7	7.1	40.2	3243	33003
DAIRYLAND SEED EXP-11015	110		1,2,4	43.1	22.8	9.8	96	81.7	19.0	37.6	51.3	6.9	42.0	3287	33272	42.3	22.7	9.6	96	82.5	18.5	36.4	52.0	7.2	43.0	3346	33096
DAIRYLAND SEED EXP-11016	110		1,2,4	40.9	24.3	9.7	98	84.0	17.5	35.4	54.1	7.3	42.0	3438	33762	40.4	26.0	10.1	99	84.1	17.3	34.7	54.0	7.7	43.8	3452	35531
GOLDEN HARVEST G09Y24-3220A	109	C500	1,2,3,4	42.8	22.6	9.5	97	82.0	18.5	36.8	51.7	6.8	41.3	3310	31722	46.2	21.1	9.6	96	82.2	17.1	34.7	50.1	7.4	43.4	3339	32966
GOLDEN HARVEST G10T63-3120	110	C500	1,2,4	41.1	24.9	10.2*	97	80.6	21.2	38.8	50.0	6.9	39.8	3212	33489	43.7	24.1	10.6*	98	82.0	18.1	35.6	49.4	7.5	42.7	3320	35033
M&W SEEDS 44D81	108	P250	1,2	46.1	22.7	10.3*	96	81.9	18.8	37.3	51.4	7.1	41.1	3294	33995	49.7	22.8	11.1**	96	83.1	16.3	34.9	51.5	7.5	45.5	3392	37615
MASTERS CHOICE MCT-5371	103	C250	1	45.0	17.2	7.8	96	80.8	20.0	38.6	50.3	7.0	37.0	3174	24965	46.4	18.9	8.8	96	83.0	16.7	34.4	50.5	7.4	42.6	3362	29573
MASTERS CHOICE MCT-5454	104	C250	1,2,3,4,6	48.9	19.8	9.4	94	81.5	19.1	37.1	48.9	7.3	43.3	3316	31275	46.7	20.9	9.3	91	82.2	18.7	36.2	50.8	7.6	42.5	3329	30943
VIKING O.74-10GS	110	C250	CONV	42.2	22.6	9.4	98	81.9	18.7	37.3	51.3	7.0	41.4	3299	30528	41.0	23.5	9.3	98	81.6	17.6	37.3	50.8	7.2	42.0	3287	30683
AVERAGE				42.3	23.2	9.6	97	81.3	19.8	38.2	50.9	6.9	40.0	3262	31628	43.2	23.4	9.9	96	82.0	18.3	36.6	50.7	7.3	41.9	3319	33017
HIGHEST				48.9	26.6	10.6	99	84.0	23.3	42.4	54.7	7.3	43.3	3438	34930	49.7	27.0	11.1	99	84.1	20.5	40.2	54.5	7.7	45.5	3452	37615
LOWEST				37.8	17.2	7.8	94	79.6	17.5	35.4	46.6	6.5	34.8	3109	24965	38.2	18.9	8.7	91	79.4	16.3	34.4	44.5	6.7	38.0	3200	27720
CV (%)				6.7	7.5	8.1	3	3.1	9.8	8.6	7.6	5.6	8.0	4	7	6.5	7.5	7.2	4	2.5	9.4	7.1	6.9	4.9	7.3	4	6
LSD (5%)				1.5	1.0	0.4	2	1.3	1.0	1.7	2.1	0.2	1.7	75	1152	2.4	1.4	0.6	3	1.7	1.4	2.1	2.9	0.3	2.6	100	1758

2 Year Averages 2018 - 2017		Lenawee - Early										Wood - Early															
BRAND /HYBRID	RM	TRT	TRAIT	YIELD			% QUALITY			MILK 2006 MK/T	MK/IA	YIELD			% QUALITY			MILK 2006 MK/T	MK/IA								
				%DM	GT/A	DT/A	%STD	IVD	ADF			NDF	NDFFD	CP	STR	%DM	GT/A			DT/A	%STD	IVD	ADF	NDF	NDFFD	CP	STR
BECK 6082AM™	110		1,2,4	39.6	26.4	10.4**	95	82.2	20.3	39.4	54.8	6.3	39.4	3297	33676	39.6	26.4	10.4**	95	82.2	20.3	39.4	54.8	6.3	39.4	3297	33676
DAIRYLAND SEED HIDF-3605RA	105	C500	1,2,3,4,6	41.7	23.4	9.8*	97	80.4	21.2	38.3	48.7	6.7	39.6	3204	30384	41.7	23.4	9.8*	97	80.4	21.2	38.3	48.7	6.7	39.6	3204	30384
DAIRYLAND SEED HIDF-3407RA	107	C500	1,2,3,4,6	39.6	23.8	9.3	97	80.4	22.6	40.4	51.4	6.2	35.9	3169	29786	39.6	23.8	9.3	97	80.4	22.6	40.4	51.4	6.2	35.9	3169	29786
DAIRYLAND SEED HIDF-3808RA	108	C500	1,2,3,4,6	36.4	26.2	9.4	98	77.7	26.9	46.3	50.3	6.0	31.6	2970	29453	36.4	26.2	9.4	98	77.7	26.9	46.3	50.3	6.0	31.6	2970	29453
DAIRYLAND SEED DS-9713RA	110	C500	1,2,3,4,6	37.5	24.5	9.0	98	80.3	20.0	39.9	50.7	6.1	38.1	3186	29231	37.5	24.5	9.0	98	80.3	20.0	39.9	50.7	6.1	38.1	3186	29231
DAIRYLAND SEED EXP-11015	110		1,2,4	43.9	23.0	10.0*	96	80.8	19.4	38.7	50.6	6.6	41.0	3227	33449	43.9	23.0	10.0*	96	80.8	19.4	38.7	50.6	6.6	41.0	3227	33449
DAIRYLAND SEED EXP-11016	110		1,2,4	41.4	22.7	9.4	98	83.8	17.7	36.1	54.1	6.8	40.1	3424	31994	41.4	22.7	9.4	98	83.8	17.7	36.1	54.1	6.8	40.1	3424	31994
GOLDEN HARVEST G09Y24-3220A	109	C500	1,2,3,4	39.4	24.1	9.3	98	81.8	19.8	39.0	53.3	6.2	39.2	3281	30477	39.4	24.1	9.3	98	81.8	19.8	39.0	53.3	6.2	39.2	3281	30477
GOLDEN HARVEST G10T63-3120	110	C500	1,2,4	38.5	25.7	9.9*	96	79.3	24.3	42.0	50.6	6.3	36.9	3104	31946	38.5	25.7	9.9*	96	79.3	24.3	42.0	50.6	6.3	36.9	3104	31946
M&W SEEDS 44D81	108	P250	1,2	42.5	22.6	9.5	96	80.7	21.2	39.8	51.4	6.6	36.8	3196	30374	42.5	22.6	9.5	96	80.7	21.2	39.8	51.4	6.6	36.8	3196	30374
MASTERS CHOICE MCT-5371	103	C250	1	43.7	15.4	6.8	97	78.5	23.3	42.8	50.1	6.6	31.5	2986	20357	43.7	15.4	6.8	97	78.5	23.3	42.8	50.1	6.6	31.5	2986	20357
MASTERS CHOICE MCT-5454	104	C250	1,2,3,4,6	51.2	18.7	9.5	97	80.8	19.5	38.1	47.0	7.0	44.1	3303	31606	51.2	18.7	9.5	97	80.8	19.5	38.1	47.0	7.0	44.1	3303	31606
VIKING O.74-10GS	110	C250	CONV	43.3	21.8	9.4	99	82.1	19.8	37.2	51.9	6.8	40.9	3311	30373	43.3	21.8	9.4	99	82.1	19.8	37.2	51.9	6.8	40.9	3311	30373
AVERAGE				41.4	23.0	9.4	97	80.7	21.2	39.8	51.1	6.5	38.1	3204	30239	41.4	23.0	9.4	97	80.7	21.2	39.8	51.1	6.5	38.1	3204	30239
HIGHEST				51.2	26.4	10.4	99	83.8	26.9	46.3	54.8	7.0	44.1	3424	33676	51.2	26.4	10.4	99	83.8	26.9	46.3	54.8	7.0	44.1	3424	33676
LOWEST				36.4	15.4	6.8	95	77.7	17.7	36.1	47.0	6.0	31.5	2970	20357	36.4	15.4	6.8	95	77.7	17.7	36.1	47.0	6.0	31.5	2970	20357
CV (%)				6.8	4.6	7.5	3	3.4	9.5	9.8	7.9	5.7	8.5	5	7	6.8	4.6	7.5	3	3.4	9.5	9.8	7.9	5.7	8.5	5	7
LSD (5%)				2.3	0.9	0.6	2	2.3	1.6	3.2	3.4	0.3	2.7	127	1822	2.3	0.9	0.6	2	2.3	1.6	3.2	3.4	0.3	2.7	127	1822

** Highest Yielding Hybrid
* Not Significantly Different from Highest Yielding Hybrid

TABLE 8L.

IOSCO, OSCEOLA & PRESQUE ISLE COUNTY SILAGE TRIALS - LATE (106 Day and Earlier)

ZONE 4

BRAND / HYBRID	RM	TRT	TRAIT	TRIAL AVERAGE										Iosco - Late																			
				YIELD					% QUALITY					MILK 2006					YIELD					% QUALITY					MILK 2006				
				%DM	GT/A	DT/A	%STD	%ADF	NDF	NDFD	CP	STR	MK/T	MK/A	IVD	ADF	NDF	NDFD	CP	STR	MK/T	MK/A	IVD	ADF	NDF	NDFD	CP	STR	MK/T	MK/A			
DAIRYLAND SEED HIDF-3099RA	99	C500	1,2,3,4,6	37.3	24.5	9.1*	96	84.3	16.1	33.1	52.7	8.0	43.4	3496	32377	40.2	22.2	8.9*	97	84.3	16.2	32.8	52.1	7.8	44.5	3493	32564						
DAIRYLAND SEED RPM-4115AM	101		1,2,4	40.2	23.9	9.5*	95	84.9	16.5	33.1	56.2	7.3	44.3	3536	33593	47.6	19.9	9.4*	96	85.9	16.6	31.8	55.5	7.3	47.1	3599	33911						
DAIRYLAND SEED EXP-10207	102		1,2,4	38.1	24.5	9.2*	94	83.6	16.0	32.7	51.8	7.7	43.6	3458	33092	42.0	22.9	9.4*	98	84.5	14.9	31.4	50.7	7.8	46.1	3517	33052						
DAIRYLAND SEED HIDF-3202PE	102	C500	1,2,6	36.8	23.4	8.6	96	83.8	17.5	36.3	54.3	8.0	38.7	3441	29657	39.7	22.9	9.1*	98	84.2	16.6	34.9	52.5	7.9	41.3	3488	31565						
DAIRYLAND SEED HIDF-3702-9	102	C500	1,2,3,4,6	31.4	29.4	9.2*	94	83.6	17.9	36.5	56.0	7.8	36.8	3310	30796	34.0	28.8	9.8**	93	83.9	17.0	35.4	54.5	7.4	42.0	3451	31936						
DAIRYLAND SEED EXP-10306	103		1,2,3,4	40.0	22.3	8.9*	97	84.0	16.6	34.7	54.0	7.7	42.3	3469	30697	45.0	19.2	8.6	99	85.0	16.1	32.4	53.5	7.6	46.1	3539	30427						
DAIRYLAND SEED RPM-4318AM	104		1,2,4	35.2	25.5	8.9*	96	83.7	18.0	36.3	54.4	7.5	40.0	3436	30003	39.2	24.1	9.5*	97	85.2	14.2	30.5	53.9	7.5	48.1	3565	32402						
DAIRYLAND SEED RPM-562XRR	106		1,2,4	32.5	26.7	8.6	95	83.9	18.4	36.6	56.0	7.5	38.3	3447	30540	37.3	25.2	9.3*	95	84.9	16.3	33.7	55.1	7.2	43.7	3525	32868						
LEGACY SEEDS L-4433 3122	101	C250	1,2,3,4,6	35.4	25.1	8.8	95	83.8	17.3	35.8	54.6	7.8	38.1	3437	30241	39.9	23.4	9.4*	96	84.2	15.9	33.4	52.8	7.8	42.7	3485	32692						
LG SEEDS LG5494VT2RIB	99	P500	1,2,3	38.9	23.7	8.9*	96	83.0	17.7	36.1	54.2	7.8	40.6	3396	29473	46.9	20.2	9.5*	97	84.5	14.7	31.9	54.2	7.5	46.9	3516	31664						
LG SEEDS LG5505STXRB	100	P500	1,2,3,4	33.6	27.0	8.9*	89	83.0	17.4	36.7	54.7	7.9	38.1	3390	30901	39.6	24.6	9.8**	95	84.4	15.3	34.5	54.7	8.0	42.0	3484	35343						
LG SEEDS LG5495STXRB	102	P500	1,2,3,4	38.3	23.5	9.0*	99	83.9	17.4	35.2	54.1	7.6	40.7	3458	31788	43.7	21.7	9.5*	99	84.7	16.3	33.2	53.7	7.4	44.6	3516	33347						
MASTERS CHOICE MCT-4934	99	C250	1,2,3,4,6	40.4	22.5	9.0*	93	83.0	18.1	37.7	54.0	7.7	39.3	3380	30655	44.5	19.4	8.7	94	82.7	18.6	36.8	53.1	7.6	40.8	3368	31244						
MASTERS CHOICE MCT-5371	103	C250	1	35.6	23.5	8.2	93	83.4	18.0	35.6	54.2	7.6	37.7	3351	26890	40.5	21.6	8.6	90	84.2	15.9	33.5	52.8	7.4	43.3	3483	29973						
MASTERS CHOICE MCT-5454	104	C250	1,2,3,4,6	36.7	22.9	8.4	87	84.1	16.8	35.9	54.4	7.9	40.5	3460	29798	41.3	21.4	8.8	82	83.7	17.5	35.5	51.6	7.6	44.0	3437	30347						
VIKING O.79-00	100	CONV		37.9	24.1	8.9*	94	84.2	17.4	35.4	55.4	7.6	40.7	3472	30803	45.0	20.5	9.4*	96	84.4	16.8	34.4	54.6	7.4	43.1	3489	32618						
VIKING 51-04GS	104	C250	CONV	36.3	24.2	8.8	95	84.7	16.6	33.9	54.6	7.6	41.7	3512	31027	38.3	23.6	9.0*	96	84.6	15.6	32.4	52.5	7.3	45.0	3516	31643						
AVERAGE				36.7	24.5	8.9	94	83.8	17.3	35.4	54.4	7.7	40.3	3438	30725	41.5	22.4	9.2	95	84.4	16.1	33.4	53.4	7.6	44.2	3497	32211						
HIGHEST				40.4	29.4	9.5	99	84.9	18.4	37.7	56.2	8.0	44.3	3536	33593	47.6	28.8	9.8	99	85.9	18.6	36.8	55.5	8.0	48.1	3599	35343						
LOWEST				31.4	22.3	8.2	87	83.0	16.0	32.7	51.8	7.3	36.8	3310	26890	34.0	19.2	8.6	82	82.7	14.2	30.5	50.7	7.2	40.8	3368	29973						
CV (%)				7.1	6.6	8.6	4	1.9	8.7	7.0	3.3	5.4	7.5	4	6	7.1	5.4	8.2	3	1.6	8.4	7.0	3.8	3.5	6.6	3	7						
LSD (5%)				2.2	1.3	0.6	3	1.4	1.3	2.1	1.5	0.3	2.5	101	1533	3.5	1.4	0.9	3	1.6	1.6	2.8	2.4	0.3	3.4	111	2523						

BRAND / HYBRID	RM	TRT	TRAIT	TRIAL AVERAGE										Iosco - Late																			
				YIELD					% QUALITY					MILK 2006					YIELD					% QUALITY					MILK 2006				
				%DM	GT/A	DT/A	%STD	%ADF	NDF	NDFD	CP	STR	MK/T	MK/A	IVD	ADF	NDF	NDFD	CP	STR	MK/T	MK/A	IVD	ADF	NDF	NDFD	CP	STR	MK/T	MK/A			
DAIRYLAND SEED HIDF-3099RA	99	C500	1,2,3,4,6	35.8	26.8	9.5*	98	82.5	17.4	35.6	51.1	7.9	40.8	3355	32485	36.0	27.1	9.6	98	82.1	17.3	35.7	49.9	8.0	41.4	3315	33644						
DAIRYLAND SEED RPM-4115AM	101		1,2,4	40.8	23.3	9.3*	92	83.8	17.5	34.3	54.4	7.4	42.9	3447	32179	42.2	23.7	9.8	93	84.1	17.9	33.6	52.7	7.5	43.4	3457	33648						
DAIRYLAND SEED EXP-10207	102		1,2,4	39.2	24.4	9.3*	92	82.7	16.6	34.1	51.0	7.9	43.3	3378	32053	38.1	26.0	9.8	96	82.6	16.3	34.1	49.2	7.9	44.0	3363	32757						
DAIRYLAND SEED HIDF-3702-9	102	C500	1,2,3,4,6	33.2	29.2	9.6*	95	82.2	17.8	36.8	52.3	7.8	37.5	3272	30953	32.5	30.2	9.7	95	80.9	17.5	36.2	47.6	7.6	41.0	3247	29643						
DAIRYLAND SEED RPM-4318AM	104		1,2,4	36.2	27.3	9.7**	98	83.0	19.2	37.4	54.1	7.6	39.0	3368	32281	36.0	29.9	10.6**	98	83.7	17.2	34.0	53.2	7.6	43.5	3425	35391						
DAIRYLAND SEED RPM-562XRR	106		1,2,4	33.1	27.9	9.2*	95	83.3	19.5	37.4	55.3	7.5	37.8	3385	32035	33.8	29.2	9.8	96	83.6	18.7	35.8	54.4	7.5	40.4	3407	33292						
MASTERS CHOICE MCT-5371	103	C250	1	37.5	23.6	8.6	95	83.0	17.7	35.7	52.0	7.5	39.8	3350	29002	37.2	24.8	9.1	93	82.4	17.4	35.5	50.7	7.4	41.3	3339	31032						
MASTERS CHOICE MCT-5454	104	C250	1,2,3,4,6	36.4	24.3	8.8	91	82.8	18.7	37.9	53.4	7.7	38.0	3348	30173	38.6	25.0	9.6	89	82.8	19.4	38.1	52.4	7.6	39.5	3335	32552						
AVERAGE				36.5	25.8	9.3	95	82.9	18.1	36.1	52.9	7.7	39.9	3363	31395	36.8	27.0	9.7	95	82.8	17.7	35.4	51.3	7.6	41.8	3361	32742						
HIGHEST				40.8	29.2	9.7	98	83.8	19.5	37.9	55.3	7.9	43.3	3447	32485	42.2	30.2	10.6	98	84.1	19.4	38.1	54.4	8.0	44.0	3457	35391						
LOWEST				33.1	23.3	8.6	91	82.2	16.6	34.1	51.0	7.4	37.5	3272	29002	32.5	23.7	9.1	89	80.9	16.3	33.6	47.6	7.4	39.5	3247	29643						
CV (%)				7.9	6.6	9.2	4	2.9	9.7	7.6	7.7	5.0	7.7	4	7	7.4	5.7	9.1	3	3.2	8.7	6.7	11.1	4.1	6.9	4	7						
LSD (5%)				1.5	0.9	0.5	2	1.3	0.9	1.5	2.2	0.2	1.6	76	1086	2.4	1.2	0.7	3	2.2	1.2	1.9	4.8	0.3	2.4	126	1968						

2018				Osceola - Late										Presque Isle - Late													
BRAND / HYBRID	RM	TRT	TRAIT	YIELD			% QUALITY			MILK 2006	YIELD			% QUALITY			MILK 2006										
				%DM	GT/A	DT/A	%STD	IVD	ADF		NDF	NDFFD	CP	STR	MK/T	MK/A		%DM	GT/A	DT/A	%STD	IVD	ADF	NDF	NDFFD	CP	STR
DAIRYLAND SEED HIDF-3099RA	99	C500	1,2,3,4,6	34.3	26.8	9.2	95	84.3	16.1	33.5	53.2	8.2	42.3	3499	32191												
DAIRYLAND SEED RPM-4115AM	101		1,2,4	32.9	27.9	9.6	**	84.0	16.5	34.4	57.0	7.3	41.4	3474	33274												
DAIRYLAND SEED EXP-10207	102		1,2,4	34.1	26.2	9.0	*	82.7	17.1	34.0	52.9	7.6	41.1	3399	33131												
DAIRYLAND SEED HIDF-3202PE	102	C500	1,2,6	33.9	24.0	8.1	93	83.5	18.3	37.6	56.1	8.2	36.2	3414	27748												
DAIRYLAND SEED HIDF-3702-9	102	C500	1,2,3,4,6	28.8	30.0	8.6	94	83.2	18.9	37.7	57.5	8.1	31.6	3169	29657												
DAIRYLAND SEED EXP-10306	103		1,2,3,4	35.0	25.4	9.1	*	83.1	17.1	37.0	54.4	7.9	38.5	3399	30967												
DAIRYLAND SEED RPM-4318AM	104		1,2,4	31.3	26.8	8.4	95	82.3	21.9	42.0	54.9	7.4	31.9	3307	27604												
DAIRYLAND SEED RPM-562XRR	106		1,2,4	27.8	28.3	7.9	94	83.0	20.4	39.5	57.0	7.8	32.9	3368	28212												
LEGACY SEEDS L-4433 3122	101	C250	1,2,3,4,6	30.9	26.7	8.2	94	83.4	18.6	38.1	56.3	7.8	33.6	3390	27791												
LG SEEDS LG5494VT2RIB	99	P500	1,2,3	30.9	27.1	8.3	96	81.5	20.7	40.4	54.2	8.1	34.4	3277	27282												
LG SEEDS LG5505STXRIB	100	P500	1,2,3,4	27.6	29.4	8.0	82	81.6	19.6	39.0	54.7	7.8	34.1	3297	26460												
LG SEEDS LG5499STXRIB	102	P500	1,2,3,4	32.8	25.2	8.5	99	83.1	18.5	37.2	54.6	7.9	36.9	3400	30228												
MASTERS CHOICE MCT-4934	99	C250	1,2,3,4,6	36.3	25.7	9.3	*	83.2	17.7	38.6	54.9	7.9	37.9	3392	30066												
MASTERS CHOICE MCT-5371	103	C250	1	30.8	25.3	7.8	96	82.7	20.1	37.8	55.6	7.8	32.1	3218	23807												
MASTERS CHOICE MCT-5454	104	C250	1,2,3,4,6	32.1	24.4	8.0	92	84.5	16.1	36.3	57.2	8.2	37.0	3483	29249												
VIKING O.79-00	100	CONV		30.9	27.6	8.4	93	84.0	18.0	36.5	56.1	7.9	38.4	3455	28988												
VIKING 51-04GS	104	C250	CONV	34.3	24.8	8.7	*	84.7	17.5	35.4	56.8	7.9	38.5	3507	30411												
AVERAGE				32.0	26.6	8.5	94	83.2	18.4	37.3	55.5	7.9	36.4	3379	29239												
HIGHEST				36.3	30.0	9.6	99	84.7	21.9	42.0	57.5	8.2	42.3	3507	33274												
LOWEST				27.6	24.0	7.8	82	81.5	16.1	33.5	52.9	7.3	31.6	3169	23807												
CV (%)				6.9	7.3	8.6	5	2.2	8.8	7.0	2.7	6.6	8.7	4	6												
LSD (5%)				2.6	2.3	0.9	5	2.1	1.9	3.1	1.8	0.6	3.7	172	2186												

2 Year Averages 2018 - 2017				Osceola - Late										Presque Isle - Late													
BRAND / HYBRID	RM	TRT	TRAIT	YIELD			% QUALITY			MILK 2006	YIELD			% QUALITY			MILK 2006										
				%DM	GT/A	DT/A	%STD	IVD	ADF		NDF	NDFFD	CP	STR	MK/T	MK/A		%DM	GT/A	DT/A	%STD	IVD	ADF	NDF	NDFFD	CP	STR
DAIRYLAND SEED HIDF-3099RA	99	C500	1,2,3,4,6	35.7	26.5	9.4	**	83.0	17.6	35.6	52.2	7.8	40.3	3395	31325												
DAIRYLAND SEED RPM-4115AM	101		1,2,4	39.4	23.0	8.9	*	83.6	17.1	34.9	56.1	7.3	42.4	3438	30710												
DAIRYLAND SEED EXP-10207	102		1,2,4	40.3	22.7	8.9	**	82.7	16.9	34.0	52.7	7.8	42.7	3393	31349												
DAIRYLAND SEED HIDF-3702-9	102	C500	1,2,3,4,6	33.9	28.3	9.4	**	83.5	18.2	37.4	57.1	8.0	34.0	3296	32264												
DAIRYLAND SEED RPM-4318AM	104		1,2,4	36.3	24.6	8.8	*	82.3	21.2	40.7	55.0	7.5	34.4	3310	29170												
DAIRYLAND SEED RPM-562XRR	106		1,2,4	32.4	26.7	8.7	*	82.9	20.2	39.0	56.1	7.6	35.2	3362	30778												
MASTERS CHOICE MCT-5371	103	C250	1	37.9	22.4	8.2	97	83.7	18.1	36.0	53.4	7.6	38.2	3360	26972												
MASTERS CHOICE MCT-5454	104	C250	1,2,3,4,6	34.3	23.5	8.1	92	82.7	18.1	37.7	54.4	7.9	36.5	3360	27815												
AVERAGE				36.2	24.7	8.8	94	83.1	18.4	36.9	54.6	7.7	38.0	3364	30048												
HIGHEST				40.3	28.3	9.4	97	83.7	21.2	40.7	57.1	8.0	42.7	3438	32264												
LOWEST				32.4	22.4	8.1	88	82.3	16.9	34.0	52.2	7.3	34.0	3296	26972												
CV (%)				8.2	7.9	8.9	4	2.6	10.0	7.8	3.3	6.0	8.7	4	7												
LSD (5%)				2.4	1.7	0.7	3	1.8	1.5	2.4	1.5	0.4	2.7	123	1618												

** Highest Yielding Hybrid
* Not Significantly Different from Highest Yielding Hybrid

CORN TAR SPOT: HYBRID RESISTANCE AND SUSCEPTIBILITY

*M.I. Chilvers, A.M. Byrne, W.D. Widdicombe,
L. Williams, M.P. Singh
Michigan State University*

Tar spot is a fungal disease recently discovered in the U.S. and was confirmed in 26 counties across Michigan in 2018, with reported yield losses of up to 50 bu/A. Tar spot as the name suggests looks and feels like black spots of tar, which cannot be easily rubbed off the leaf. The black structures are fungal fruiting (ascomata) bodies which release spores to infect the plant, the pathogen is capable of overwintering in debris. The 2018 Allegan County corn performance trial had low to moderate levels of tar spot. The trial was rated on Sep 17, by estimating the percentage of the upper canopy (ear leaf and above) symptomatic for tar spot. Gray leaf spot was also present at moderate levels, but this was not scored due to the difficulty distinguishing gray leaf spot from senescent tissue. We also rated the upper canopy for percentage green. Interestingly there were significant differences in resistance to tar spot by hybrid.

Note, that some hybrids demonstrating resistance under this low to moderate pressure failed in other fields with severe disease and lodging due to early infection and high disease pressure. There is still much to learn. There appeared to be no strong effect of relative maturity on the level of disease across the hybrids. However, the level of tar spot severity was correlated with canopy greenness, supporting the observation that tar spot disease was causing premature leaf death or senescence. However, the presence of gray leaf spot should be taken into consideration, when looking at the hybrid scores. As tar spot is such a new disease for North America, there is much to learn about its epidemiology and management. Developing management plans will require the selection for and use of hybrid resistance, accompanied by fungicides, when warranted.

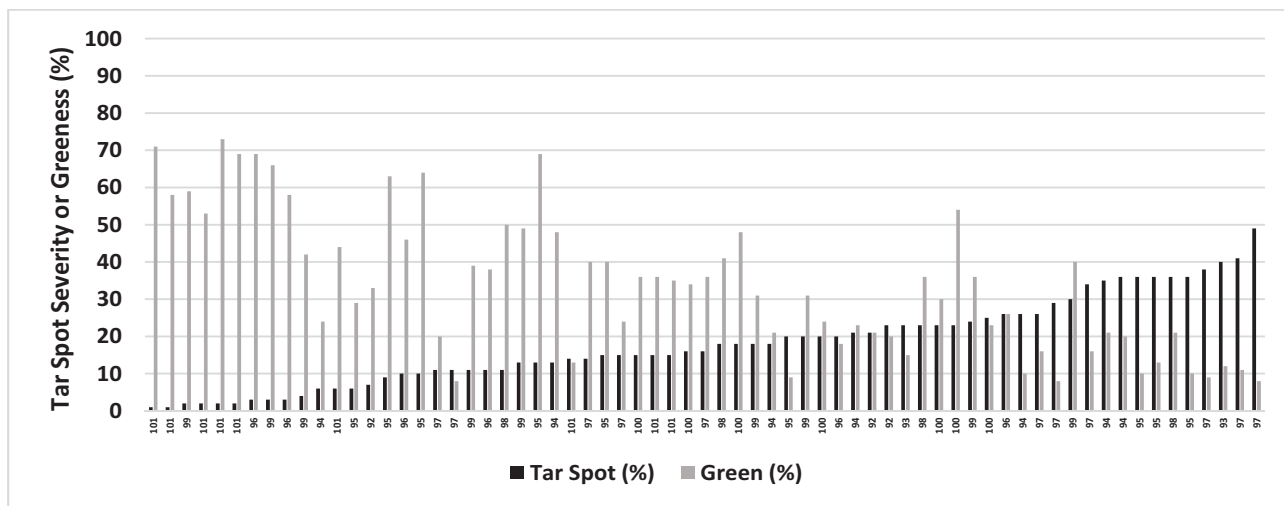


Fig 1: Percentage tar spot severity and canopy greenness by tar spot for the early relative maturity group, 101 day and earlier. Note, that some hybrids with resistance under this low to moderate pressure failed in other fields with early infection and high disease pressure. There is still much to learn.

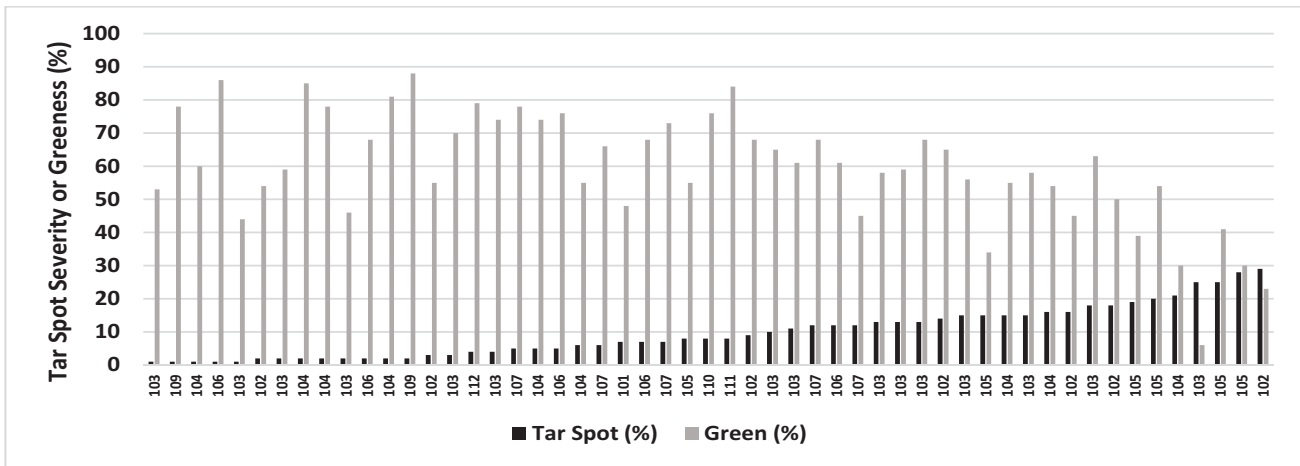


Fig 2: Percentage tar spot severity and canopy greenness by tar spot for the late relative maturity group, 102 day and later. Note, that some hybrids with resistance under this low to moderate pressure failed in other fields with early infection and high disease pressure. There is still much to learn.

2018 UPPER PENINSULA CORN PERFORMANCE TRIALS

*M.P. Singh, J. Lauer, M. Jean, C. Kapp,
W. D. Widdicombe and L. A. Williams*

Michigan Corn Performance Trials (MCPT), conducted by Michigan State University (MSU) has had a long history in the Upper Peninsula (UP). However, due to its low corn acreage, remote nature, diverse climate, and challenging landscape, the trial has lost relevancy over time to its local stakeholders. It is not possible for the MCPT to attract corn hybrid entries that are adapted to and commercially available in the UP, as most of these hybrids were entered in the Wisconsin Corn Performance Trials (WCPT) and not in the MCPT due to differences in regional sales districts for seed companies’.

In 2018, the MCPT team (Maninder Singh, Bill Widdicombe, and Lori Williams) in partnership with the UP team (UP Research and Extension Center Director, Monica Jean, and Christian Kapp) collaborated with the WCPT team (Joe Lauer) to conduct corn hybrid evaluation trials on a grower farm (Charlie Meintz, Pleasant View Dairy Farm) in Menominee County with entries from WCPT’s Marinette County, WI location.

Additionally, hybrid performance from the WCPT

location (representing an environment similar to the UP) is reported with permission from WCPT team. This collaboration was developed as part of an effort to improve the relevancy of MCPT trials in the UP, and was supported by funding from MSU AgBioResearch and MSU Extension. A minimum of 58 grain hybrids and 40 silage hybrids were planted at both locations, with additional entries at the UP location solicited from local seed dealers.

Methods and data presented for the Menominee location is similar to the grain and silage performance trials presented in this bulletin. Planting was accomplished using Winterstieger Plot King Planter on May 14 at a target seeding rate of 31,600 seeds/acre. Previous crop in the field (sandy loam soil) was corn. Corn silage and grain plots were harvested on September 9 and October 29, respectively. For more details on WCPT location in Marinette County, please refer to University of Wisconsin bulletin A3653 (available at <https://corn.agronomy.wisc.edu/HT/2018/2018Text.aspx>).

2018

BRAND / HYBRID	RM TRAIT	TRIAL AVERAGE				Menominee				Marinette WI				
		%H2O	BU/A	Twt	%SL	%H2O	BU/A	Twt	%SL	%H2O	BU/A	Twt	%SL	
Brunner 2865GTA	86 Agrisure® GT	23.1	178.4	54.8	3.6	21.0	164.3	52.7	2.2	92	25.2	192.4	56.8	4.9
Brunner 2897GT-3010	89 Agrisure® 3010	23.8	211.8 *	53.4	3.4	21.9	199.5 *	51.0	1.0	83	25.7	224.0	55.7	5.7
Brunner 3915GT-3110	91 Agrisure Viptera® 3110	24.5	198.9	51.1	2.2	22.1	180.4	49.1	3.9	84	26.8	217.4	53.0	0.4
Byron Seeds 35C10	85	17.2	169.6	50.8	0.5	17.2	169.6	50.8	0.5	87				
Dairyland DS9686	86 Agrisure® 3000GT	24.7	188.4	53.9	3.7	21.5	154.0	52.1	5.1	95	27.9	222.8	55.6	2.3
Dairyland DS7294a	94 Agrisure Viptera® 3220	27.4	222.9 *	51.1	0.0	26.3	194.9 *	48.5	0.0	83	28.4	250.9 *	53.6	0.0
Dekalb DKC37-50RIB	87 Genuity™ VT Double Pro™ RIB	24.4	205.3 *	51.7	1.4	21.1	183.4	49.9	0.9	93	27.6	227.1	53.4	1.9
DuPont Pioneer P9188AM	91 Optimum® AcreMax®	25.3	223.2 **	51.8	1.6	23.9	216.9 **	49.1	1.3	98	26.6	229.4	54.5	1.9
DuPont Pioneer P9492AM	94 Optimum® AcreMax®	30.0	214.1 *	51.3	2.9	30.8	173.4	48.1	3.8	94	29.2	254.8 *	54.5	1.9
Federal Hybrids 3190VT2P	81 Genuity™ VT Double Pro™	20.3	196.9	54.6	2.0	19.2	186.1	52.5	2.4	90	21.3	207.7	56.6	1.5
Federal Hybrids 3570VT2PRIB	83 Genuity™ VT Double Pro™ RIB	22.4	186.8	54.1	2.7	19.5	159.1	52.5	4.3	81	25.3	214.5	55.6	1.1
Federal Hybrids 3660GT3011A	86 Agrisure® 3011	23.1	190.6	53.9	5.6	20.6	173.2	52.2	3.2	93	25.6	208.0	55.6	8.0
Federal Hybrids 3790VT2P	87 Genuity™ VT Double Pro™	24.1	218.5 *	53.1	2.6	21.6	208.1 *	50.9	1.4	92	26.6	228.9	55.2	3.8
Federal Hybrids 3880VT2PRIB	88 Genuity™ VT Double Pro™ RIB	24.8	206.2 *	52.3	0.0	22.8	194.5 *	49.9	0.0	90	26.7	217.9	54.6	0.0
Federal Hybrids 3890VT2P	89 Genuity™ VT Double Pro™	24.3	208.8 *	52.0	0.2	21.3	194.5 *	51.3	0.0	90	27.2	223.1	52.7	0.4
Federal Hybrids 4160VT2PRIB	91 Genuity™ VT Double Pro™ RIB	24.8	219.5 *	51.8	2.3	22.1	198.3 *	49.5	4.5	92	27.5	240.6	54.0	0.0
Federal Hybrids 4190VT2P	91 Genuity™ VT Double Pro™	25.1	212.5 *	51.9	0.5	22.0	204.4 *	49.7	1.0	91	28.1	220.5	54.0	0.0
Foundation Direct 8972	85 Conventional	23.8	206.7 *	54.9	3.2	20.9	190.8	52.6	3.7	94	26.6	222.5	57.2	2.6
Foundation Direct EXP088	88 Conventional	27.1	173.8	51.1	1.0	27.1	173.8	51.1	1.0	88				
Golden Harvest G78A02-3010 Brand	78	20.4	206.7 *	50.8	5.9	20.4	206.7 *	50.8	5.9	91				
Golden Harvest G80Q01-3110A Brand	80	20.8	144.9	51.7	2.7	20.8	144.9	51.7	2.7	95				
Golden Harvest G84J92-3011A.1 Brand	84	20.2	190.9	52.8	0.0	20.2	190.9	52.8	0.0	90				
InVision FS 35SV1 RIB	85 Genuity™ VT Double Pro™ RIB	23.1	187.9	52.6	2.7	20.8	171.7	51.4	1.5	91	25.4	204.0	53.7	3.8
InVision FS 37TV1 RIB	87 Genuity™ VT Double Pro™ RIB	22.8	209.4 *	54.2	0.4	20.4	194.6 *	51.2	0.0	90	25.2	224.2	57.1	0.8
InVision FS 41TV1 RIB	91 Genuity™ VT Double Pro™ RIB	25.8	219.3 *	51.3	2.2	24.0	178.3	49.0	4.4	89	27.6	260.3 *	53.5	0.0
Jung 4D178RIB	84 Genuity™ VT Double Pro™ RIB	23.1	201.3	53.7	2.0	20.3	183.0	52.2	0.5	93	25.9	219.5	55.1	3.4
Jung 36DP318	86 Genuity™ VT Double Pro™ RIB	24.9	203.8	53.6	1.8	21.9	190.8	50.8	2.4	89	27.9	216.8	56.3	1.1
Jung 37DP328	87 Genuity™ VT Double Pro™ RIB	23.7	202.9	53.4	2.3	20.3	175.7	51.8	3.0	88	27.1	230.1	55.0	1.5
Jung 39DP338	89 Genuity™ VT Double Pro™ RIB	24.2	221.5 *	51.9	0.2	21.7	200.6 *	50.3	0.4	93	26.7	242.3	53.5	0.0
Legacy Seeds L2245	82	20.5	182.2	52.2	3.0	20.5	182.2	52.2	3.0	86				
Legacy Seeds L2546	85	20.7	185.3	53.3	4.5	20.7	185.3	53.3	4.5	84				
Legacy Seeds L2817	86 Genuity™ VT Double Pro™ RIB	24.0	204.4	53.3	2.0	22.0	189.1	50.7	3.2	90	26.0	219.6	55.9	0.7
Legacy Seeds L2847	88 Genuity™ VT Double Pro™ RIB	25.5	218.9 *	51.9	0.5	24.2	199.6 *	48.9	0.5	89	26.7	238.2	54.9	0.4
Legacy Seeds L2937	89 Agrisure® 3010	26.4	216.2 *	51.3	0.2	25.8	195.2 *	48.6	0.0	99	26.9	237.2	53.9	0.4
Legacy Seeds L3017	90 Genuity™ VT Double Pro™ RIB	26.1	216.3 *	52.3	2.2	23.4	184.5	49.7	3.2	95	28.7	248.1 *	54.9	1.1
Legacy Seeds L3117	91 Genuity™ VT Double Pro™	26.6	201.9	51.6	1.5	25.9	187.5	48.9	2.5	88	27.3	216.3	54.3	0.4
Legend Seeds LR9882VT2PRIB	82 Genuity™ VT Double Pro™ RIB	21.3	174.1	53.8	4.8	18.7	150.7	52.7	3.5	92	23.8	197.4	54.8	6.1

Legend Seeds JSC40J684RR	84 Roundup Ready® Corn 2	22.9	202.6	55.0	7.2	20.8	198.7 *	53.3	1.4	92	25.0	206.5	56.6	12.9
LG Seeds LG30C02VT2RIB	80 Genuity™ VT Double Pro™ RIB	24.3	186.1	52.5	2.5	21.0	170.7	50.6	1.9	95	27.5	201.5	54.3	3.1
LG SEEDS LG5370VT2RIB	84 Genuity™ VT Double Pro™ RIB	21.1	178.5	54.5	3.1	20.0	160.8	51.7	0.5	89	22.2	196.1	57.2	5.7
LG SEEDS LG5375VT2RIB	85 Genuity™ VT Double Pro™ RIB	22.4	172.6	54.0	1.0	21.1	145.1	52.2	0.0	92	23.7	200.0	55.7	1.9
LG Seeds LG8C18VT2RIB	88 Genuity™ VT Double Pro™ RIB	25.2	203.7	51.4	0.8	22.7	174.6	49.3	1.5	87	27.7	232.8	53.4	0.0
Munson 4417GT	84 Agrisure® GT	23.5	171.6	54.2	2.4	20.9	166.6	52.9	2.1	96	26.1	176.5	55.4	2.7
Munson 4821RR	88 Roundup Ready® Corn 2	23.9	216.3 *	53.1	0.0	21.6	195.7 *	51.3	0.0	95	26.2	236.8	54.9	0.0
Munson 4830-3220EZ	88 Agrisure Viptera® 3220 E-Z Refuge®	24.9	207.6 *	51.4	1.9	23.6	203.7 *	48.9	2.3	97	26.2	211.5	53.9	1.5
Munson 5016VT2P	90 Genuity™ VT Double Pro™ RIB	24.7	210.9 *	51.0	1.4	21.6	192.1 *	49.9	1.9	90	27.7	229.6	52.0	0.8
Munson 5456VT2P	94 Genuity™ VT Double Pro™ RIB	28.4	213.9 *	51.9	0.6	28.4	202.8 *	48.5	0.0	85	28.4	225.0	55.3	1.1
NK Brand NK8881-3010A	88 Agrisure® 3010	24.2	214.1 *	51.6	2.8	22.1	185.6	49.4	4.5	92	26.2	242.5	53.8	1.1
NK Brand N27P-3110A	92 Agrisure Viptera® 3110	25.0	218.3 *	53.0	7.0	23.5	188.2	51.4	12.5	87	26.4	248.3 *	54.5	1.5
DAIRYLAND SEED RPM-2918AM	85 Optimum® AcreMax®	22.4	202.1	51.7	1.4	19.8	173.2	50.7	1.6	81	24.9	231.0	52.6	1.1
PIP 3888	88 Agrisure® 3010	24.1	214.6 *	53.1	3.3	22.2	185.0	51.1	5.8	83	25.9	244.1 *	55.0	0.7
ProHarvest X18320VT2P	87 Genuity™ VT Double Pro™	23.2	197.6	52.7	1.5	20.7	181.8	50.9	2.2	101	25.7	213.4	54.5	0.7
ProHarvest 4255STAXRIB	92 Genuity™ SmartStax™ RIB	26.4	218.9 *	52.3	0.4	24.8	182.4	50.5	0.0	91	28.0	255.4 *	54.1	0.8
ProHarvest 4340VT2PRIB	93 Genuity™ VT Double Pro™ RIB	27.8	222.9 *	51.8	5.0	26.2	180.9	49.1	9.6	86	29.4	264.9 **	54.5	0.4
Project Seeds PS8922GT	85 Agrisure® GT	23.0	179.0	55.7	6.8	20.4	166.2	53.4	10.8	90	25.6	191.8	57.9	2.7
Project Seeds 8978GT	86 Agrisure® GT	22.9	177.8	54.3	1.1	20.9	141.4	52.3	1.0	91	24.8	214.2	56.3	1.1
Renk RK264RR	85 Roundup Ready® Corn 2	24.2	198.3	52.4	0.5	20.7	170.2	50.4	0.5	88	27.7	226.3	54.4	0.4
RENK RK287VT2P	87 Genuity™ VT Double Pro™ RIB	25.4	220.0 *	52.7	1.4	22.4	195.6 *	50.5	2.0	86	28.3	244.3 *	54.9	0.8
RENK RK408VT2P	90 Genuity™ VT Double Pro™ RIB	26.1	216.0 *	51.4	1.6	24.1	195.4 *	49.3	2.4	92	28.0	236.5	53.4	0.7
Spectrum 3617	86 Conventional	25.5	205.6 *	52.6	4.6	22.4	188.0	50.6	2.3	94	28.5	223.1	54.6	6.8
Wolf River Valley WRV 2882 Gt	82	19.2	155.9	51.8	0.0	19.2	155.9	51.8	0.0	97				
Wolf River Valley WRV 2785	85	21.1	146.7	52.4	1.9	21.1	146.7	52.4	1.9	93				
Wolf River Valley WRV 2693	93	22.4	199.1	50.3	0.4	22.4	199.1 *	50.3	0.4	95				
AVERAGE		23.9	199.5	52.6	2.2	22.1	182.2	50.9	2.4	91	26.6	224.7	54.8	2.0
HIGHEST		30.0	223.2	55.7	7.2	30.8	216.9	53.4	12.5	101	29.4	264.9	57.9	12.9
LOWEST		17.2	144.9	50.3	0.0	17.2	141.4	48.1	0.0	81	21.3	176.5	52.0	0.0
CV (%)		7.4	9.5	2.4	173.5	8.0	10.2	2.3	169.5	5	5.9	7.2	2.4	153.5
LSD (5%)		1.7	18.4	1.2	3.7	2.4	25.2	1.6	5.5	6	2.1	22.0	1.8	4.1

** Highest Yielding Hybrid

* Not Significantly Different from Highest Yielding Hybrid

BRAND / HYBRID	RM TRAIT	2018 Corn Silage										Mentominee																							
		TRIAL AVERAGE					TRIAL AVERAGE					YIELD					% QUALITY																		
		%DM	GT/A	DT/A	NDF	NDFD	STR	MILK	2006	MK/A	MK/A	%DM	GT/A	DT/A	%ST	IVD	ADF	NDF	NDFD	CP	STR	MILK	2006	MK/A	MK/A										
Byron Seeds KF43C40	93	33.2	27.2	9.0	39.1	57.7	33.4	3302	29607	35.2	21.6	8.9	82	81.3	19.0	36.5	48.7	7.5	38.9	3274	24854	35.2	21.6	8.9	82	81.3	19.0	36.5	48.7	7.5	38.9	3274	24854		
Byron Seeds KF49C60	99	32.6	29.9	9.6	39.6	55.3	33.3	3291	31571	41.1	21.6	8.9	86	85.0	16.1	33.0	54.7	7.2	44.8	3526	31421	41.1	21.6	8.9	86	85.0	16.1	33.0	54.7	7.2	44.8	3526	31421		
Channel 192-98STXRIB	92	44.3	18.8	8.2	39.1	57.5	35.4	3329	27097	34.7	23.7	8.2	85	82.2	16.3	36.9	51.9	7.5	39.4	3324	27515	34.7	23.7	8.2	85	82.2	16.3	36.9	51.9	7.5	39.4	3324	27515		
Channel 198-98STXRIB	98	40.2	23.2	9.9	38.2	56.3	36.8	3369	33408	44.2	16.7	7.4	85	83.2	18.2	35.8	53.2	7.5	41.2	3393	24947	44.2	16.7	7.4	85	83.2	18.2	35.8	53.2	7.5	41.2	3393	24947		
Dailyland HiDF3188-6	88	35.8	27.9	9.9	37.8	57.2	35.9	3393	33592	43.2	17.2	9.0	82	82.1	19.4	37.0	51.5	7.4	41.1	3314	29713	43.2	17.2	9.0	82	82.1	19.4	37.0	51.5	7.4	41.1	3314	29713		
Dairyland HiDF3290-9	90	36.8	25.6	9.3	36.9	56.2	36.4	3378	31221	35.8	25.3	9.3	88	84.0	15.0	33.8	52.6	7.4	42.4	3457	32088	35.8	25.3	9.3	88	84.0	15.0	33.8	52.6	7.4	42.4	3457	32088		
Dairyland HiDF3197RA	92	36.3	28.3	9.7	38.6	55.0	34.6	2778	26386	36.8	25.6	9.3	86	83.2	17.3	33.9	50.6	7.2	42.7	3412	29942	36.8	25.6	9.3	86	83.2	17.3	33.9	50.6	7.2	42.7	3412	29942		
Dekalb DKC42-05RIB	97	39.6	22.0	8.7	35.1	55.4	38.7	3413	29600	40.7	20.6	8.3	86	82.5	18.0	34.7	49.5	6.9	42.4	3364	28035	40.7	20.6	8.3	86	82.5	18.0	34.7	49.5	6.9	42.4	3364	28035		
Federal Hybrids 4160VT2PRIB	91	35.1	25.1	8.7	39.1	56.8	34.0	3282	28602	44.3	20.9	9.3	92	85.0	14.1	29.7	49.6	7.3	48.2	3554	32940	44.3	20.9	9.3	92	85.0	14.1	29.7	49.6	7.3	48.2	3554	32940		
Federal Hybrids 4190VT2P	91	34.8	26.8	9.3	37.2	55.0	35.9	3323	30588	35.8	24.6	8.4	88	83.4	17.8	35.0	52.5	7.5	41.7	3408	28757	35.8	24.6	8.4	88	83.4	17.8	35.0	52.5	7.5	41.7	3408	28757		
Federal Hybrids 4680VT2PRIB	96	41.5	21.6	8.9	35.5	54.7	39.4	3415	30477	32.6	26.3	8.5	82	82.9	19.0	36.5	53.2	6.8	38.1	3369	28784	32.6	26.3	8.5	82	82.9	19.0	36.5	53.2	6.8	38.1	3369	28784		
Golden Harvest G90Y04-3220A-EZ1 Brand	98	35.7	22.3	7.8	38.7	56.3	35.6	3327	25940	44.4	17.0	7.8	85	83.9	15.8	32.0	49.7	7.2	46.7	3466	27164	44.4	17.0	7.8	85	83.9	15.8	32.0	49.7	7.2	46.7	3466	27164		
Golden Harvest G98L17-3000GT Brand	98	33.5	25.3	8.6	38.3	55.9	31.5	3243	27683	33.5	25.3	8.6	85	84.3	16.4	33.6	53.0	7.5	43.7	3475	23927	33.5	25.3	8.6	85	84.3	16.4	33.6	53.0	7.5	43.7	3475	23927		
InVision FS 37TV1 RIB	87	37.8	23.1	8.6	38.0	56.2	36.3	3394	29213	40.2	20.3	8.2	91	82.5	18.1	35.2	50.3	7.3	41.7	3357	27377	40.2	20.3	8.2	91	82.5	18.1	35.2	50.3	7.3	41.7	3357	27377		
InVision FS 41TV1 RIB	91	40.8	22.7	9.1	34.1	56.3	39.7	3442	31222	42.2	20.3	8.3	89	83.8	16.8	33.0	50.9	7.2	43.5	3453	28683	42.2	20.3	8.3	89	83.8	16.8	33.0	50.9	7.2	43.5	3453	28683		
InVision FS 43RA1 EZR	93	40.3	24.7	9.7	36.1	56.5	36.6	3460	33423	43.2	21.8	9.3	91	82.6	15.7	32.2	52.8	6.5	41.3	3526	32606	43.2	21.8	9.3	91	82.6	15.7	32.2	52.8	6.5	41.3	3526	32606		
InVision FS 45SV1 RIB	95	32.6	30.3	9.6	38.8	55.3	34.5	2808	26844	35.8	25.3	9.1	86	83.2	17.4	34.7	51.6	7.4	41.3	3401	30854	35.8	25.3	9.1	86	83.2	17.4	34.7	51.6	7.4	41.3	3401	30854		
Jung 4D178RIB	84	34.5	29.2	10.0	35.3	57.9	37.8	3514	35249	36.1	27.8	10.0	**	89	84.8	16.0	32.2	52.9	7.6	43.0	3521	35326	36.1	27.8	10.0	**	89	84.8	16.0	32.2	52.9	7.6	43.0	3521	35326
Jung 42DP419	92	41.4	23.4	9.6	36.2	55.9	38.2	3393	32454	43.9	20.8	9.1	84	84.8	15.3	31.5	51.8	7.2	46.2	3528	32132	43.9	20.8	9.1	84	84.8	15.3	31.5	51.8	7.2	46.2	3528	32132		
Jung 7S378RIB	94	35.2	27.1	9.4	38.1	55.8	35.6	3358	31663	37.5	23.3	8.7	86	82.7	17.9	35.4	51.2	6.7	41.2	3371	29330	37.5	23.3	8.7	86	82.7	17.9	35.4	51.2	6.7	41.2	3371	29330		
Legacy Seeds L2847	88	41.4	23.6	9.7	38.4	54.7	35.5	3293	31893	44.3	20.5	9.4	86	83.1	19.5	34.5	51.1	7.2	42.3	3401	31790	44.3	20.5	9.4	86	83.1	19.5	34.5	51.1	7.2	42.3	3401	31790		
Legacy Seeds L2937	89	36.7	25.5	9.3	38.9	54.9	34.9	3286	30453	36.8	21.5	8.0	87	83.4	17.7	35.4	53.0	7.5	41.3	3404	27122	36.8	21.5	8.0	87	83.4	17.7	35.4	53.0	7.5	41.3	3404	27122		
Legacy Seeds L3535	93	36.1	27.6	10.3	36.9	55.7	36.2	2816	28567	37.0	24.8	10.0	**	86	83.8	16.8	33.4	51.1	7.6	42.2	3445	34452	37.0	24.8	10.0	**	86	83.8	16.8	33.4	51.1	7.6	42.2	3445	34452
Legacy Seeds L3547	95	36.6	25.4	9.1	36.2	57.5	37.5	3485	31820	37.0	22.2	8.3	89	84.9	16.1	32.3	53.2	7.3	44.7	3524	29133	36.6	25.4	9.1	86	83.1	19.5	34.5	51.1	7.2	42.3	3401	31790		
LG SEEDS LG8C18VT2RIB	88	33.8	27.1	9.1	37.8	57.3	35.2	3374	30759	39.0	19.7	7.6	86	82.9	17.3	35.9	52.2	7.4	40.3	3374	25653	33.8	27.1	9.1	86	82.9	17.3	35.9	52.2	7.4	40.3	3374	25653		
LG SEEDS LG5410VT2RIB	91	35.8	28.6	10.0	39.4	57.1	34.6	3328	33302	34.6	23.4	8.1	87	83.1	18.3	36.0	52.5	7.4	40.1	3370	27270	35.8	28.6	10.0	**	89	84.8	16.0	32.2	52.9	7.6	43.0	3521	35326	
LG SEEDS LG44C2VT2PRO	94	36.8	27.1	9.9	35.6	56.7	37.6	3401	33636	39.0	24.2	9.4	84	82.9	17.9	35.9	52.8	7.1	41.5	3384	31812	36.8	27.1	9.9	83	83.9	16.2	32.7	50.7	7.4	43.8	3460	31845		
LG SEEDS LG44C34-3110	94	48.4	14.7	7.1	36.2	56.9	36.5	3388	23834	52.8	11.5	6.3	88	83.3	16.0	32.5	53.1	8.3	40.3	3505	22142	48.4	14.7	7.1	88	83.3	16.0	32.5	53.1	8.3	40.3	3505	22142		
Masters Choice MCT2552 VIP3110	75	38.4	22.8	8.9	40.3	54.1	33.3	3207	28430	37.5	22.1	8.6	85	81.5	19.6	37.1	50.2	7.3	39.2	3282	28244	38.4	22.8	8.9	85	81.5	19.6	37.1	50.2	7.3	39.2	3282	28244		
Masters Choice MCT3891 GT	88	40.1	22.9	9.2	38.2	55.0	35.7	3298	30280	40.6	20.4	8.3	83	82.5	18.1	35.7	50.9	7.5	40.9	3349	27794	40.1	22.9	9.2	83	82.5	18.1	35.7	50.9	7.5	40.9	3349	27794		
Masters Choice MCT4572 VIP3110	95	33.9	28.3	9.5	39.3	53.4	33.4	3266	30892	36.0	23.1	8.3	82	80.9	19.8	37.7	49.2	7.1	37.0	3239	26722	33.9	28.3	9.5	82	80.9	19.8	37.7	49.2	7.1	37.0	3239	26722		
NK Brand NK8618-3011A	88	31.7	26.6	8.5	39.3	54.9	33.4	3270	27736	31.2	23.1	7.3	88	82.9	20.3	34.9	51.3	7.4	40.6	3384	24659	31.7	26.6	8.5	88	82.9	20.3	34.9	51.3	7.4	40.6	3384	24659		
NK Brand N27P-3110A	92	38.7	24.9	9.6	40.1	53.9	33.1	3144	30267	38.4	24.1	9.2	86	80.7	20.4	38.4	49.6	6.7	38.1	3223	29852	38.7	24.9	9.6	86	80.7	20.4	38.4	49.6	6.7	38.1	3223	29852		
NK Brand NK9227-3220A	92	37.9	26.3	9.8	35.8	58.7	38.6	3484	34117	41.4	22.3	9.2	94	85.0	15.7	32.0	53.2	7.1	46.3	3537	32663	37.9	26.3	9.8	94	85.0	15.7	32.0	53.2	7.1	46.3	3537	32663		
NK Brand NK9505-3110	95	38.4	26.0	10.2	36.2	55.0	38.2	3377	34442	37.5	22.4	8.8	85	83.1	16.8	32.9	48.8	7.1	44.7	3413	30200	38.4	26.0	10.2	85	83.1	16.8	32.9	48.8	7.1	44.7	3413	30200		
Prairie Hybrids 418	97	33.9	27.3	9.2	38.6	57.2	35.0	3348	30830	35.6	22.7	8.1	90	82.2	19.0	36.6	51.5	7.0	40.3	3330	27035	33.9	27.3	9.2	90	82.2	19.0	36.6	51.5	7.0	40.3	3330	27035		
VIKING 71-90GS	90	37.2	25.2	9.2	37.7	56.0	35.8	3305	30475	38.6	21.9	8.4	86	83.0	17.8	35.1	51.6	7.3	41.3	3391	28702	37.2	25.2	9.2	86	83.0	17.8	35.1	51.6	7.3	41.3	3391	28702		
Viking 42-92	92	48.4	30.3	10.3	40.3	58.7	39.7	3514	35249	52.8	27.8	10.0	94	85.0	27.8	49.1	55.2	8.3	48.2	3554	35326	48.4	30.3	10.3	94	85.0	27.8	49.1	55.2	8.3	48.2	3554	35326		
Wolf River Valley WRV 2882 GT	82	31.7	14.7	7.1	34.1	53.4	31.5	2778	23834	28.6	11.5	5.1	54	79.0	14.1	29.7	48.7	6.5	27.7	2905	16433	31.7	14.7	7.											

** Highest Yielding Hybrid
 * Not Significantly Different from Highest Yielding Hybrid

2018 Corn Silage		Marinette WI							
BRAND / HYBRID	RM TRAIT	YIELD		% QUALITY		MILK 2006 MK/T MK/A			
		%DM GT/A	DT/A	NDF NDFD	STR				
Byron Seeds KF43C40	93	31.7	30.6	9.7	41.2	63.4	27.4	3279	31699
Byron Seeds KF49C60	99	30.3	33.7	10.1	42.7	60.7	27.2	3284	33228
Channel 192-98STXRIB	92 Genuity™ SmartStax™ RIB	44.4	20.9	8.9	42.4	61.7	29.5	3266	29247
Channel 198-98STXRIB	98 Genuity™ SmartStax™ RIB	37.1	29.1	10.8 *	39.4	61.0	32.5	3424	37102
Dairyland H1DF3188-6	88 Roundup Ready® Corn 2	35.0	30.4	10.5 *	41.7	61.7	29.3	3329	35096
Dairyland H1DF3290-9	90 Agrisure® 3000GT	33.9	29.0	9.7	39.8	61.7	30.0	3343	32501
Dairyland H1DF3197RA	97 DAS SmartStax™ plus RIB	31.9	35.9	11.0 *	42.5	60.4	26.8	2193	24738
Dekalb DKC42-05RIB	92 Genuity™ VT Double Pro™ RIB	34.9	23.0	8.0	40.4	61.2	29.2	3273	26260
Federal Hybrids 4160VT2PRIB	91 Genuity™ VT Double Pro™ RIB	34.4	26.6	9.0	43.2	61.0	26.2	3157	28447
Federal Hybrids 4190VT2P	96 Genuity™ VT Double Pro™ RIB	35.6	28.9	10.1	40.6	58.5	29.5	3215	32467
Federal Hybrids 4680VT2PRIB	90 Golden Harvest G90Y04-3220A-EZ1 Brand	38.5	26.1	10.0	39.0	59.6	32.1	3365	33791
Golden Harvest G98L17-3000GT Brand	98 InVision FS 37TV1 RIB	37.9	23.8	8.7	43.8	59.5	27.4	3180	27952
InVision FS 37TV1 RIB	87 Genuity™ VT Double Pro™ RIB	32.1	28.5	9.1	42.5	58.4	25.2	3027	27290
InVision FS 41TV1 RIB	91 Genuity™ VT Double Pro™ RIB	35.3	25.9	9.0	40.7	62.0	30.9	3431	31050
InVision FS 43RA1 EZR	93 Agrisure Viptera® 3220 E-Z Refuge®	39.4	25.0	9.8	35.1	61.7	35.8	3431	33761
InVision FS 45SV1 RIB	95 Genuity™ VT Double Pro™ RIB	37.3	27.6	10.0	40.0	60.1	31.9	3394	34239
Jung 4D178RIB	84 Genuity™ VT Double Pro™ RIB	29.3	35.2	10.1	42.9	59.0	27.7	2214	22834
Jung 42DP419	92 Genuity™ VT Double Pro™ RIB	32.9	30.5	10.0	38.4	62.8	32.5	3508	35171
Jung 7S378RIB	94 Genuity™ SmartStax™ RIB	38.8	26.0	10.1	40.8	60.0	30.1	3259	32775
Jung 46SS428	96 Genuity™ SmartStax™ RIB	32.9	30.8	10.1	40.7	60.4	29.9	3345	33996
Latham 3755VT2PRO	87 Genuity™ VT Double Pro™ RIB	38.4	26.7	10.0	42.2	58.3	28.7	3185	31997
Latham 4242VT2PRO	92 Genuity™ VT Double Pro™ RIB	35.8	27.2	9.6	41.1	57.5	29.5	3226	30902
Legacy Seeds L2847	88 Genuity™ VT Double Pro™ RIB	35.1	30.3	10.6 *	40.4	60.2	30.2	2187	22683
Legacy Seeds L2937	89 Agrisure® 3010	34.1	31.0	10.6 *	36.4	62.8	34.7	3597	37988
Legacy Seeds L3335	93 Legacy Seeds L3335	33.0	30.7	10.1	39.6	62.1	30.3	3378	34247
Legacy Seeds L3537	95 Agrisure Viptera® 3110	32.5	33.0	10.6 *	42.9	61.3	27.6	3272	34792
Legacy Seeds L3547	95 Legacy Seeds L3547	36.4	29.3	10.6 *	38.5	62.6	31.4	3341	35427
LG Seeds LG8C18VT2RIB	88 Genuity™ VT Double Pro™ RIB	43.9	17.8	7.8	39.9	60.7	32.6	3271	25526
LG SEEDS LG5410VT2RIB	91 Genuity™ VT Double Pro™ RIB	48.7	19.8	9.5	42.6	0.0	30.2	3049	29206
LG SEEDS LG44C2VT2PRO	94 Genuity™ VT Double Pro™ RIB	39.2	23.4	9.1	43.5	58.0	27.3	3132	28616
LG SEEDS LG44C34-3110	94 Agrisure Viptera® 3110	45.2	22.0	9.9	41.1	0.0	30.9	3143	31102
Masters Choice MCT2552 VIP3110	75 Agrisure Viptera® 3110	39.6	25.4	10.1	40.7	59.0	30.4	3248	32766
Masters Choice MCT3891 GT	88 Agrisure® GT	31.7	33.5	10.6 *	40.9	57.5	29.7	3292	35062
Masters Choice MCT4572 VIP3110	95 Agrisure Viptera® 3110	32.2	30.0	9.6	43.6	58.4	26.2	3156	30812
NK Brand NK8618-3011A	88 Agrisure® GT	39.0	25.7	10.0	41.7	58.1	28.1	3065	30682
NK Brand NK8881-3010A	88 Agrisure® 3010	34.4	30.3	10.4 *	39.5	64.1	30.8	3431	35571
NK Brand N27P-3110A	92 Agrisure Viptera® 3110	39.3	29.5	11.5 **	39.5	61.2	31.6	3341	38684
NK Brand NK9227-3220A	92 Agrisure Viptera® 3220 E-Z Refuge®	32.2	31.9	10.3 *	40.6	62.8	29.7	3365	34625
NK Brand NK9505-3110	95 Agrisure Viptera® 3110								
Prairie Hybrids 418	97 Conventional								
VIKING 71-90GS	90 Conventional								
Viking 42-92	92 Conventional								
Wolf River Valley WRV 2882 Gt	82								
Wolf River Valley WRV 2387L RR	87								
Wolf River Valley WRV 3988FL RR	88								
AVERAGE		36.2	28.0	9.9	40.9	60.5	29.8	3200	31693
HIGHEST		48.7	35.9	11.5	43.8	64.1	35.8	3597	38684
LOWEST		29.3	17.8	7.8	35.1	57.5	25.2	2187	22683
CV (%)		8.4	13.6	9.5	7.3	3.6	11.0	17	21
LSD (5%)		4.1	5.2	1.3	4.0	3.0	4.4	749	9171

Company Index

Introduction

Weather

Corn Grain Performance Trials

Zone 1 Grain Early - 107 Day and Earlier

Zone 1 Grain Late - 108 Day and Later

Zone 2 Grain Early - 101 Day and Earlier

Zone 2 Grain Late - 102 Day and Later

Zone 3 Grain Early - 97 Day and Earlier

Zone 3 Grain Late - 98 Day and Later

Zone 4 Grain Early - 89 Day and Earlier

Zone 4 Grain Late - 90 Day and Later

Conventional - 101 Day and Earlier

Conventional - 102 Day and Later

Corn Grain Agronomics

Corn Grain Hybrid Index

Corn Silage Performance Trials

Corn Silage Agronomics

Corn Silage Hybrid Index

Zone 1 Silage Early - 110 Day and Earlier

Zone 1 Silage Late - 111 Day and Later

Zone 2 - 3 Silage Early - 104 Day and Earlier

Zone 2- 3 Silage Late - 105 Day and Later

Zone 4 Silage Early - 97 Day and Earlier

Zone 4 Silage Late - 98 Day and Later

THANK YOU TO OUR FARM COOPERATORS:

ZONE 1

Blaine Baker, Clayton
George Brossman, Vandalia
Kyle Huff, Coldwater

OSU NW Experiment Station, Matt Davis &
Richard Minyo Hoytville, Ohio
Matthew Talladay, Milan

ZONE 2

Peggy Gross & Dick Birchmeier, New Lothrop
MSU Agronomy Farm, Mike Particka, East Lansing
Jim & John Schipper, Martin
Jerry Jorgensen & Mike Turner, Williamston
Tim, David and Daniel VanDyke, Marne

ZONE 3

Scott Karnatzs, Greenville
Ron, Ed and Chris McCrea, Bad Axe
Robert Oshe & Jacob Zwagerman, Custer

ZONE 4

Jeremy, Tim and Roger Beebe, Whitmore
John Bode, Cadillac
Paul Ponik, Posen

UP

Charlie Meintz, Stephenson

THANK YOU TO THOSE WHO HELPED:

Steve Anderson
Kristyn Bawol
Kalvin Canfield
Jake Cardon
Katlin Blaine-Fusilier
Kyle Imwalle
Chole Jones
Thomas Siler

MICHIGAN STATE | **Extension**
UNIVERSITY

MSU is an affirmative-action, equal-opportunity employer, committed to achieving excellence through a diverse workforce and inclusive culture that encourages all people to reach their full potential. Michigan State University Extension programs and materials are open to all without regard to race, color, national origin, gender, gender identity, religion, age, height, weight, disability, political beliefs, sexual orientation, marital status, family status or veteran status. Issued in furtherance of MSU Extension work, acts of May 8 and June 30, 1914, in cooperation with the U.S. Department of Agriculture. Jeff Dwyer, Director, MSU Extension, East Lansing, MI 48824. This information is for educational purposes only. Reference to commercial products or trade names does not imply endorsement by MSU Extension or bias against those not mentioned. This bulletin becomes public property upon publication and may be reprinted verbatim as a separate or within another publication with credit to MSU. Reprinting cannot be used to advertise a commercial product or company.