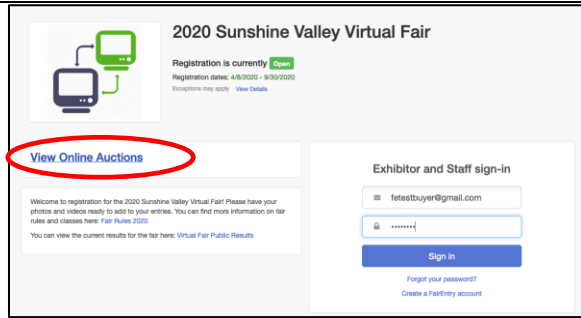


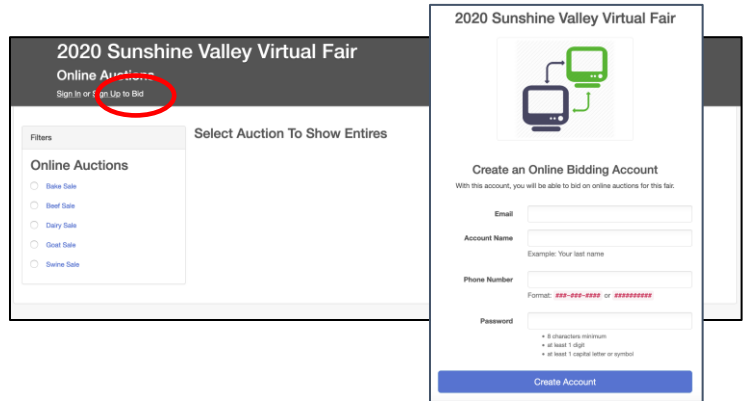
Bidding in the Online Auction – Create an Account

Instructions for Buyers:

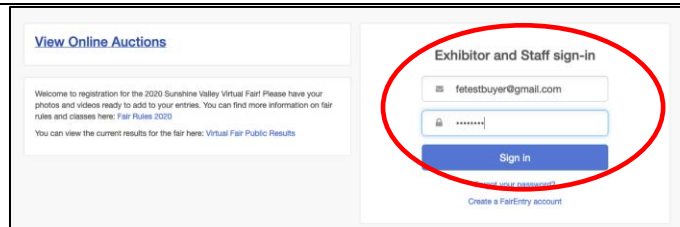
1. Go to our fair website:
<https://washtenaw4h.fairentry.com/>
2. Click View Online Auctions



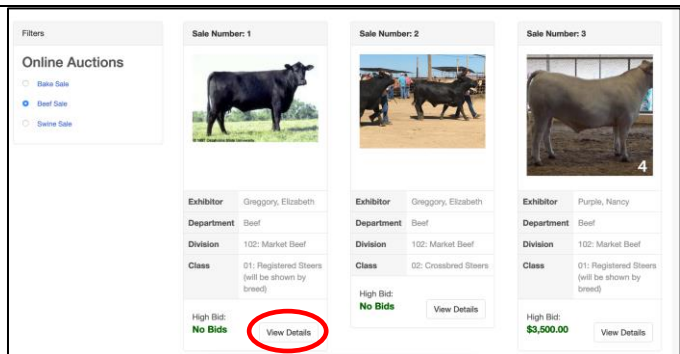
3. Click Sign Up to Bid.
4. Enter your Email Address, Account Name, Phone Number and create a Password.
5. Click Create Account.
6. You will be redirected back to the login page for your fair.



7. Once the auction opens on July 29, return to the [fair website](#). Enter the buyer account information you created (Email Address and Password) and click Sign In.



8. Select the “Washtenaw 4-H Large and Small Animal Auction.”
9. Click View Details on an animal to add a bid or add-on for that auction item.



10. Here you may view the exhibitor’s photos and introduction.
11. Enter your bid and/or add-ons
12. Click Back at the top of the screen to select another item.

