

Smart trees and shrubs for Michigan landscapes

Mary Wilson, Michigan State University Extension

Beautiful landscapes begin with a strong foundation of woody trees and shrubs. Beyond the popular array of easy-to-find exotic plants, there are many native plants that can provide natural beauty and enhanced habitat for wildlife. When properly selected and placed, native plants also benefit our environment through reduced water use and less need for pesticides and fertilizers. To top it all off, native plants can result in lower long-term maintenance costs, increased plant hardiness and less work.

A word of caution when considering natives: Native plant promotions sometimes claim the benefit of “no care” and “no maintenance.” Unfortunately, this isn’t true. While we would all love a no-work garden, just like any plant in your landscape, native plants do require care.

What’s native?

These plants naturally occur in a particular region, ecosystem or habitat without human intervention. These plants were present at the time Europeans arrived in North America. Some people have a very narrow geographic focus for their definition of “native” while some are content as long as the plant is native to North America. Regardless of your definition, there are many plants to choose from. In fact, gardeners may be surprised to discover that some popular trees and shrubs (e.g., honeylocust, Kentucky coffeetree, Juneberry, potentilla, ninebark and several viburnums) are actually native to Michigan.


Being successful

The key to success with native plants is carefully choosing plants that match your site conditions. While

some native plants are tremendously adaptable to a wide range of environmental conditions, many are quite habitat-specific. Before you start selecting plant material, know your site, including the exposure, soil texture, pH, fertility, moisture conditions, weed problems and the history of use. Try to match the site’s conditions to the plant’s natural habitat. Some discrepancies can be corrected with soil amendments, mulching, fertilization, and other techniques, but these solutions may not overcome a poor match between your selected plant and site. Match the native plant with its native conditions as much as possible.

Remember that while your landscape may be in the plant’s native range, it is important to understand that most residential sites, particularly in urban areas, no longer resemble original site conditions. Soil may have been disturbed or subsoil placed on the surface. Sites may have been further altered through compaction, pollution, salt runoff and removal of canopy trees that use to provide shade. The survival and growth potential of native species in these conditions may be no better or worse than non-native species.

For urban gardens, consider plants that are native to wet soils. Many plants native to river bottomlands are surprisingly adaptable to urban conditions. In their natural environment, these plants experience extreme fluctuations in soil moisture and oxygen. Researchers have found that these plants often can adapt to compacted, overly dry, or overly wet soils that are common to urban areas.




Mary Wilson, MSUE

Fall color on black gum tree.



Mary Wilson, MSUE

Hop-like fruit on hophornbeam tree.



Steve Katovich, Bugwood.org

Alternate-leaved dogwood in May.

Here are a few examples of native trees and shrubs to consider for Michigan landscapes.

Trees

Black Gum (*Nyssa sylvatica*): 30 to 40 feet tall. Slow-growing with lustrous foliage that transforms to vivid shades of orange, scarlet and yellow in autumn. Dark, blochy bark and unique branching pattern provides winter interest. Fruit readily eaten by birds and squirrels. Low-maintenance and tolerates wet, clay soils as well as salt. Slow to establishing urban areas; native areas –moderately fast. Excellent specimen tree.

Hophornbeam (*Ostrya virginiana*): 40 feet tall. Medium-sized trees noted for its fruit, which resemble clusters of hops. Considered difficult to transplant but very tough once established. Useful in dry locations for lawns, parks, naturalized areas and street trees.

Alternate Leaved Dogwood (*Cornus alternifolia*): 15 to 20 feet tall. Frequently overlooked for landscape consideration. Offers a wonderful horizontal branching pattern that works great to break up vertical elements in the landscape. Plant bears clusters of small white flowers and bluish-black berries. Leaves turn reddish in fall. Prefers partial shade but does well in full sun.

Shrubs

Blackhaw viburnum (*Viburnum prunifolium*): large shrub - 12 to 15 feet tall. One of several native viburnums that add landscape beauty throughout the growing season. Offers creamy-white flower clusters in May and pinkish-rose and edible black fruit in early fall. Fall color is purplish to shining red. Plants develop into a large shrub or can be trained into a small, informal tree. Best in full sun to moderate shade.

Other examples of native trees and shrubs include:

Trees	Shrubs
<ul style="list-style-type: none"> • White oak • Bur oak • Red oak • Kentucky coffeetree • Juneberry/ serviceberry • Common paw paw 	<p>Large shrubs:</p> <ul style="list-style-type: none"> • Common witchhazel <p>Medium shrubs:</p> <ul style="list-style-type: none"> • Red chokeberry • Michigan holly • Arrow viburnum <p>Small shrubs:</p> <ul style="list-style-type: none"> • New Jersey tea • Bush honeysuckle • Shubby cinquefoil


Common ninebark (*Physocarpus opulifolius*): medium shrub - 6 to 9 feet tall. Rugged plant that flourishes in the toughest conditions. Grows well in sun or shade and varying soil conditions. Pink-white flowers in May and June followed by rose-red fruit enjoyed by birds in September and October. Bark exfoliates on older stems, adding to winter interest. Several cultivars are available.

Buttonbush (*Cephalanthus occidentalis*): small shrub - 5 to 6 feet tall. Glossy foliage that emerges in shades of red and green, changing to dark green in summer and then yellow-green in autumn. Creamy-white, spherical flower clusters in mid-July attract small butterflies. Thrives in wet soil and full sun. Will not do well in dry soils. Tolerates high pH soils.


Additional resources

- Michigan Native Plant Producers Association (www.mnppa.org)
- Native Plants and Ecosystem Services (www.nativeplants.msu.edu)


For more information on a wide variety of **smart gardening** articles, or to find out about smart gardening classes and events, visit www.migarden.msu.edu.



Close-up of blackhaw viburnum flowers.



Common ninebark with abundant flowers.



Unique summer flowers of buttonbush.

Published February 2013

For more information, visit www.msue.msu.edu. To contact an expert in your area, visit expert.msue.msu.edu or call 888-678-3464.

MSU is an affirmative-action, equal-opportunity employer, committed to achieving excellence through a diverse workforce and inclusive culture that encourages all people to reach their full potential. Michigan State University Extension programs and materials are open to all without regard to race, color, national origin, gender, gender identity, religion, age, height, weight, disability, political beliefs, sexual orientation, marital status, family status or veteran status. Issued in furtherance of MSU Extension work, acts of May 8 and June 30, 1914, in cooperation with the U.S. Department of Agriculture. Thomas G. Coon, Director, MSU Extension, East Lansing, MI 48824. This information is for educational purposes only. Reference to commercial products or trade names does not imply endorsement by MSU Extension or bias against those not mentioned.